Supporting Information

Modular Approaches to Diversified Soft Lewis Basic Complexants through Suzuki-Miyaura Cross-Coupling of Bromoheteroarenes with Organotrifluoroborates

*Ai Lin Chin and Jesse D. Carrick**

Department of Chemistry, Tennessee Technological University, 55 University Drive, Cookeville, TN 38501

Table of Contents **S1–S3**

Compound **6** ^{1}H NMR **S4**
Compound **6** ^{13}C NMR **S5**
Compound **11** ^{1}H NMR **S6**
Compound **11** ^{13}C NMR **S7**
Compound **12** ^{1}H NMR **S8**
Compound **12** ^{13}C NMR **S9**
Compound **13** ^{1}H NMR **S10**
Compound **13** ^{13}C NMR **S11**
Compound **14** ^{1}H NMR **S12**
Compound **14** ^{13}C NMR **S13**
Compound **15** ^{1}H NMR **S14**
Compound **15** ^{13}C NMR **S15**
Compound **16** ^{1}H NMR **S16**
Compound **16** ^{13}C NMR **S17**
Compound **17** ^{1}H NMR **S18**
Compound **17** ^{13}C NMR **S19**
Compound **18** ^{1}H NMR **S20**
Compound **18** ^{13}C NMR **S21**
Compound **19** ^{1}H NMR **S22**
Compound **19** ^{13}C NMR **S23**
Compound **20** ^{1}H NMR **S24**
Compound **20** ^{13}C NMR **S25**
Compound **21** ^{1}H NMR **S26**
Compound **21** ^{13}C NMR **S27**
Compound **22** ^{1}H NMR **S28**
Compound **22** ^{13}C NMR **S29**
Compound **23** ^{1}H NMR **S30**
Compound **23** ^{13}C NMR **S31**
Compound **24** ^{1}H NMR **S32**
Compound **24** ^{13}C NMR **S33**
Compound **25** ^{1}H NMR **S34**
Compound **25** ^{13}C NMR **S35**
Compound **26** ^{1}H NMR **S36**

Table of Contents, cont.

Compound **26** ^{13}C NMR	**S37**
Compound **27** ^{1}H NMR	**S38**
Compound **27** ^{13}C NMR	**S39**
Compound **28** ^{1}H NMR	**S40**
Compound **28** ^{13}C NMR	**S41**
Compound **29** ^{1}H NMR	**S42**
Compound **29** ^{13}C NMR	**S43**
Compound **30** ^{1}H NMR	**S44**
Compound **30** ^{13}C NMR	**S45**
Compound **31** ^{1}H NMR	**S46**
Compound **31** ^{13}C NMR	**S47**
Compound **32** ^{1}H NMR	**S48**
Compound **32** ^{13}C NMR	**S49**
Hydrazonamide **33** ^{1}H NMR	**S50**
Hydrazonamide **33** ^{13}C NMR	**S51**
Scaffold **34** ^{1}H NMR	**S52**
Scaffold **34** ^{13}C NMR	**S53**
Scaffold **35** ^{1}H NMR	**S54**
Scaffold **35** ^{13}C NMR	**S55**
Scaffold **36** ^{1}H NMR	**S56**
Scaffold **36** ^{13}C NMR	**S57**
Scaffold **37** ^{1}H NMR	**S58**
Scaffold **37** ^{13}C NMR	**S59**
Chromatogram of **6**	**S60**
Chromatogram of **11**	**S61**
Chromatogram of **12**	**S62**
Chromatogram of **13**	**S63**
Chromatogram of **14**	**S64**
Chromatogram of **15**	**S65**
Chromatogram of **16**	**S66**
Chromatogram of **17**	**S67**
Chromatogram of **18**	**S68**
Chromatogram of **19**	**S69**
Chromatogram of **20**	**S70**
Chromatogram of **21**	**S71**
Chromatogram of **22**	**S72**
Chromatogram of **23**	**S73**
Chromatogram of **24**	**S74**
Chromatogram of **25**	**S75**
Chromatogram of **26**	**S76**
Chromatogram of **27**	**S77**
Chromatogram of **28**	**S78**
Chromatogram of **29**	**S79**
Chromatogram of **30**	**S80**
Chromatogram of **31**	**S81**

Table of Contents, cont.

Chromatogram of **32**	**S82**
Chromatogram of **34**	**S83**
Chromatogram of **35**	**S84**
Chromatogram of **36**	**S85**
Chromatogram of **37**	**S86**

AVIII-502, CPQCI: 1H, of [6] ALC-B-188(2), CDCl3, 5mm, 298K

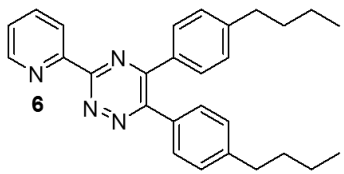

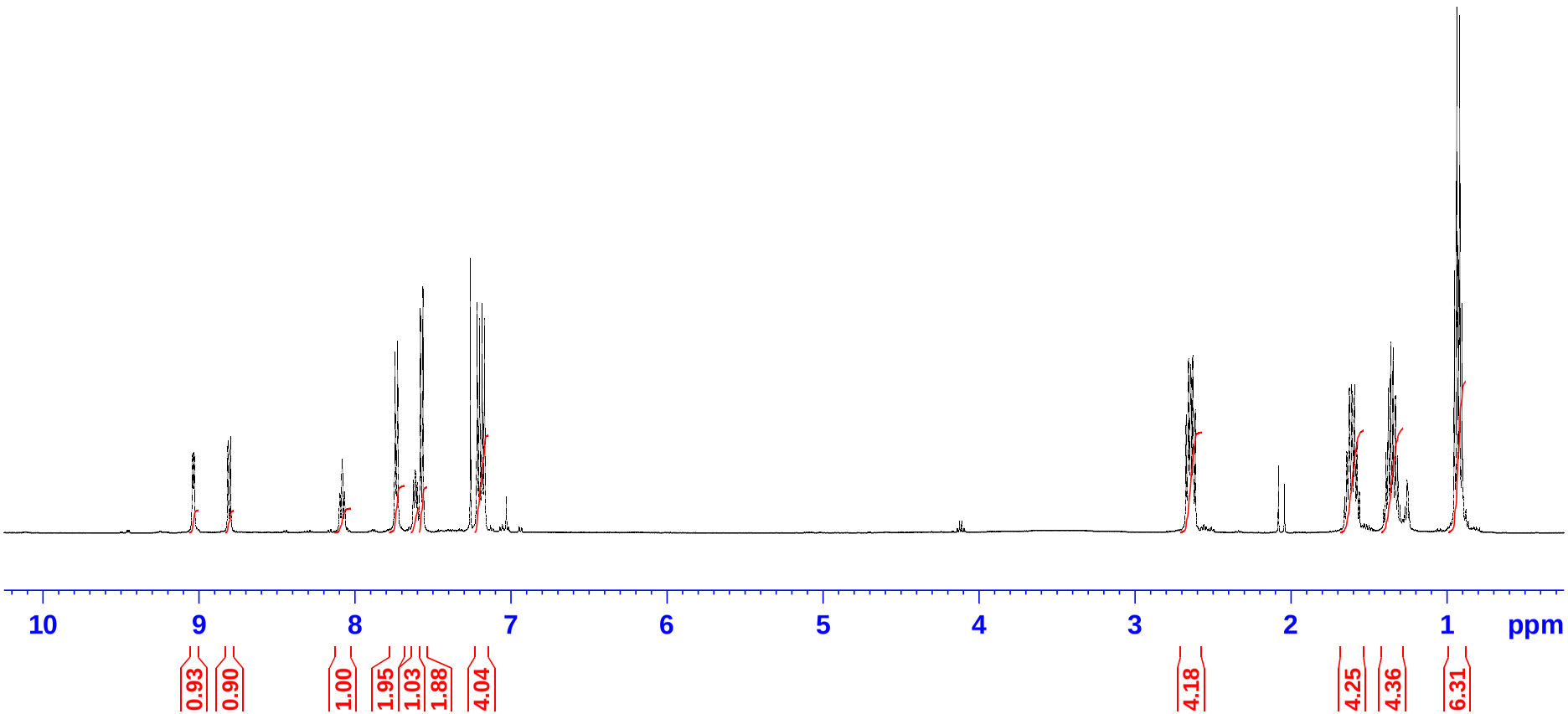

AVIII-502, CPQCI: 13C, of ALC-B188(2), CDCl3, 5mm, 298K
carbon CDCl3 /opt/av502/service/data service {2 A1 - 201}

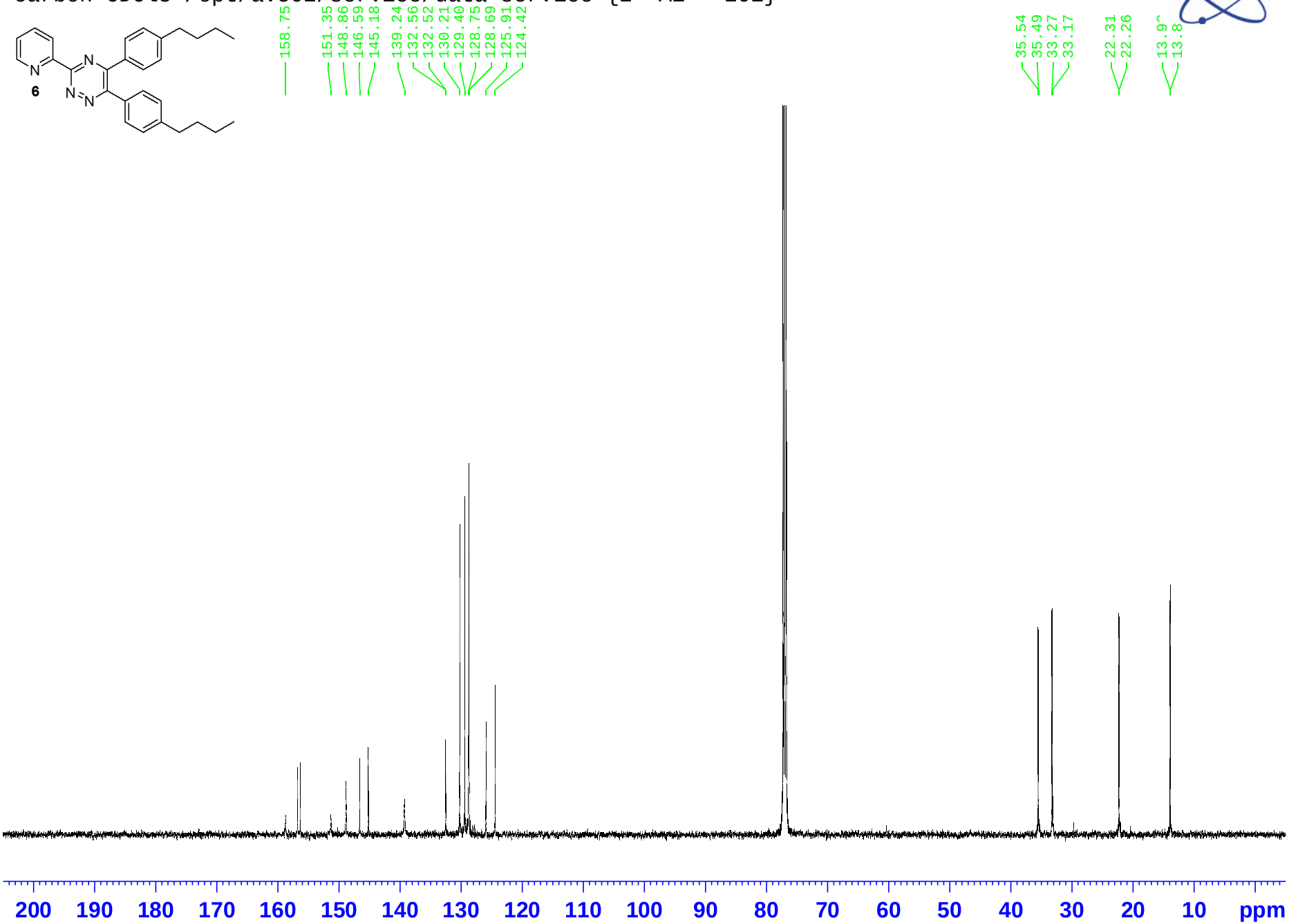

AVIII-601: [11] ALC-B-216(3)

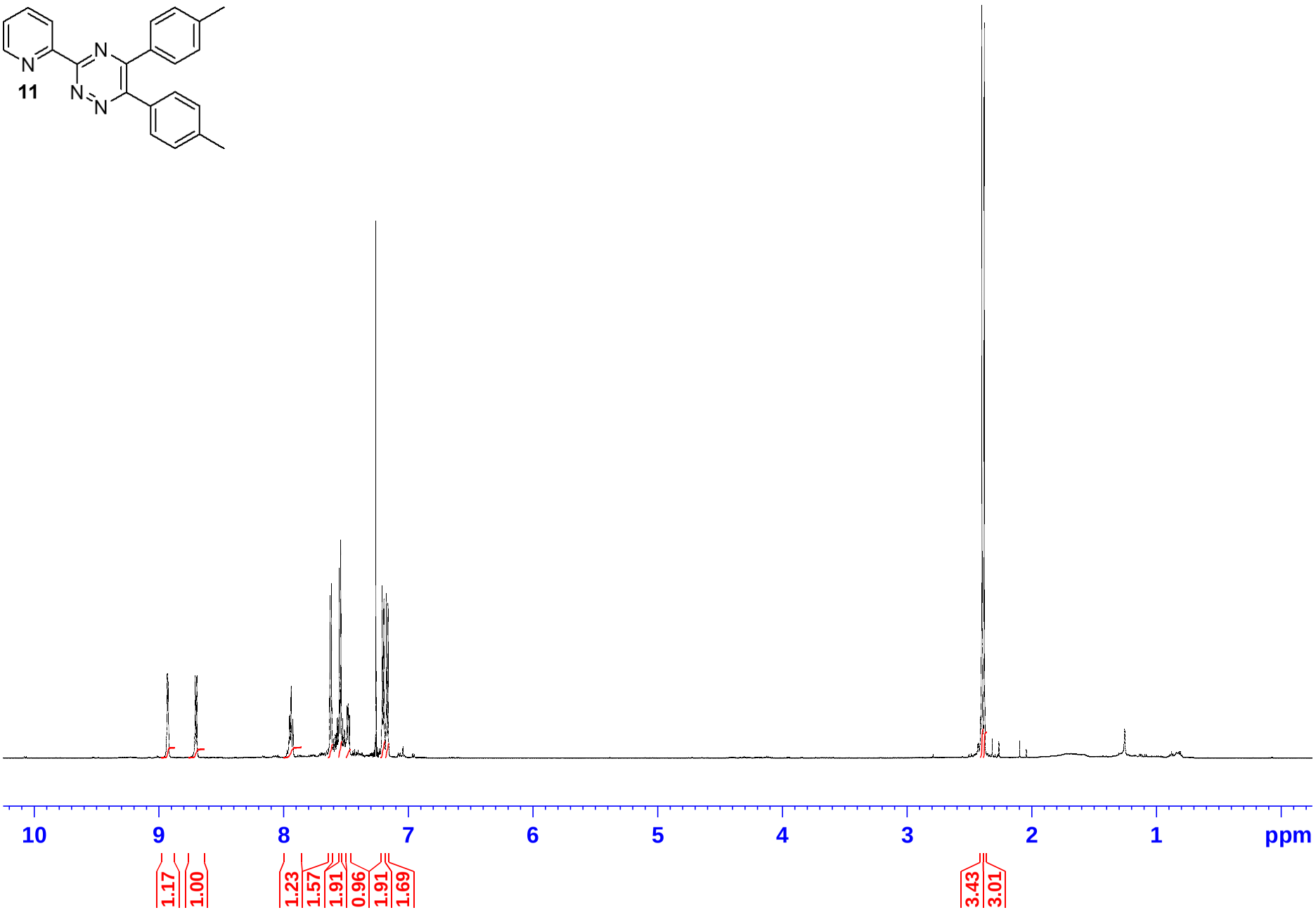

AVIII-601: 13C of B-216-3, Sample #5 in new CDCl3
AA_13CCPD.MV CDCl3 /opt/av601/nmrsu/data nmrsu {2 D5 - 241}

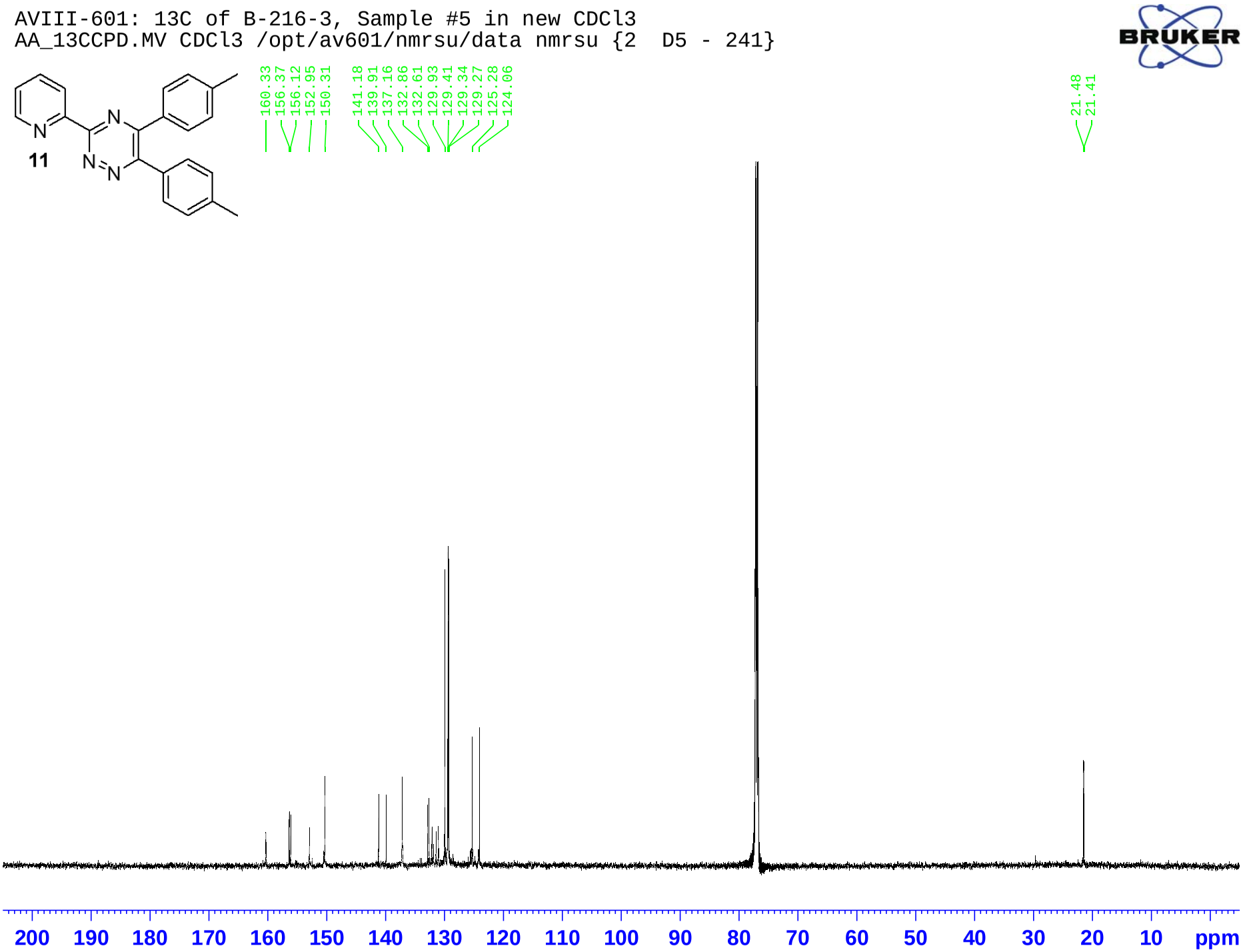

AVIII-601: [12] ALC-C-18(2)

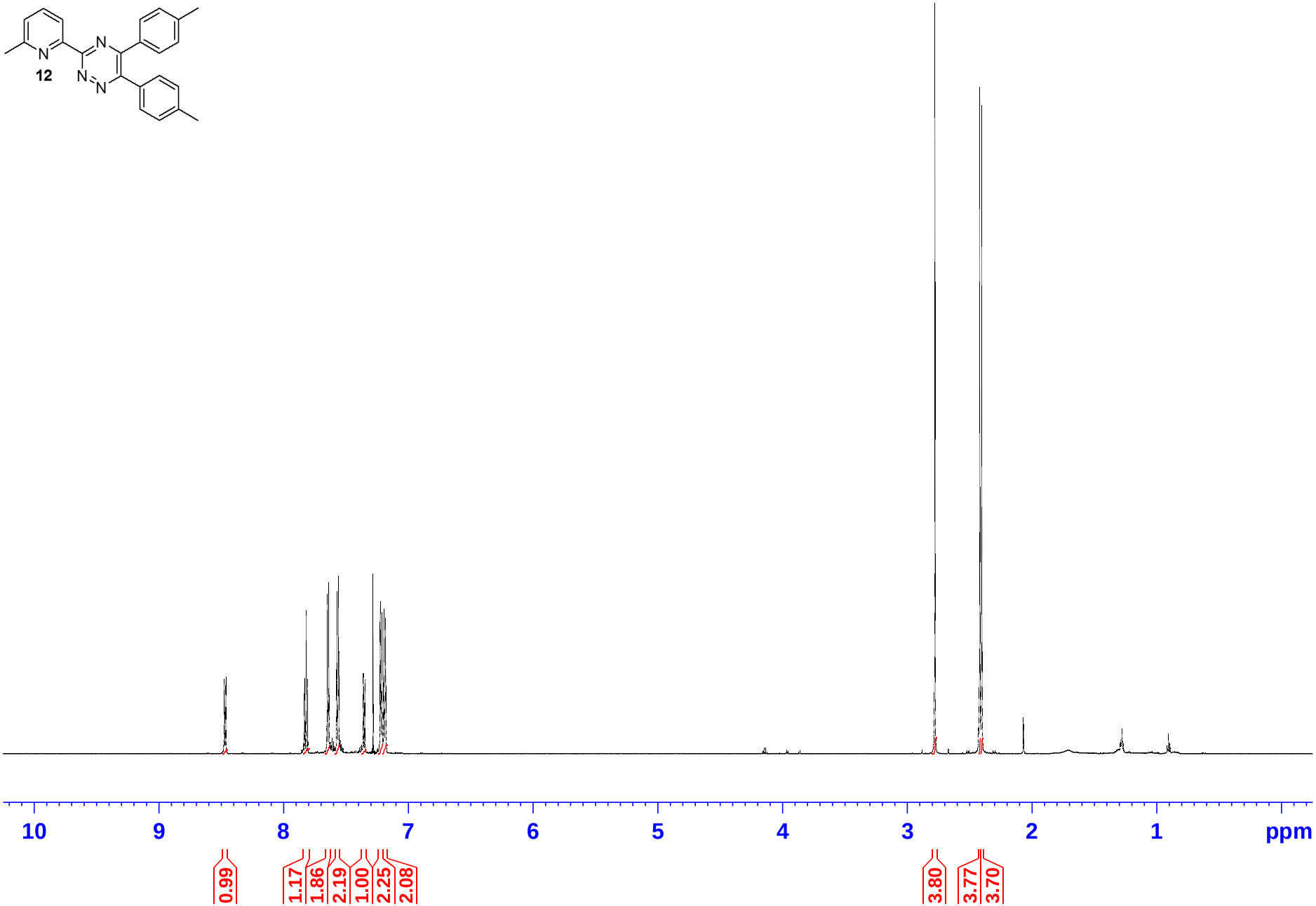

AVIII-601: 13C of C-18-2, Sample #2 in new CDCl3
AA_13CCPD.MV CDCl3 /opt/av601/nmrsu/data nmrsu {2 D2 - 238}

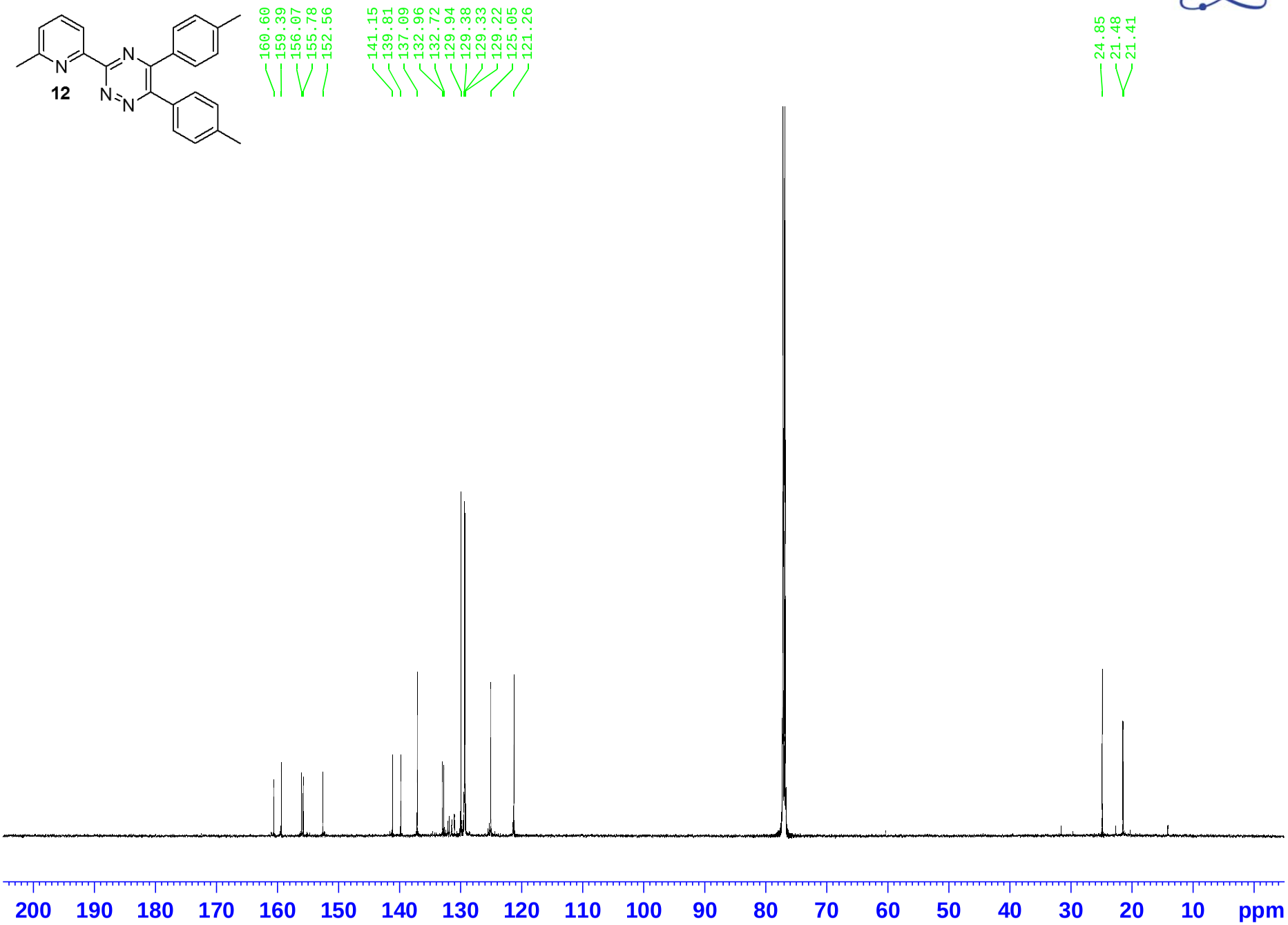

AVIII-502, CPQCI: 1H, of ALC-B178(2), CDCl3, 5mm, 298K
proton CDCl3 /opt/av502/service/data service {2 B11 - 223}

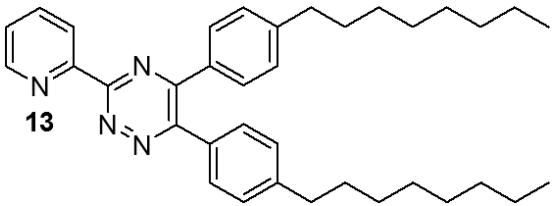

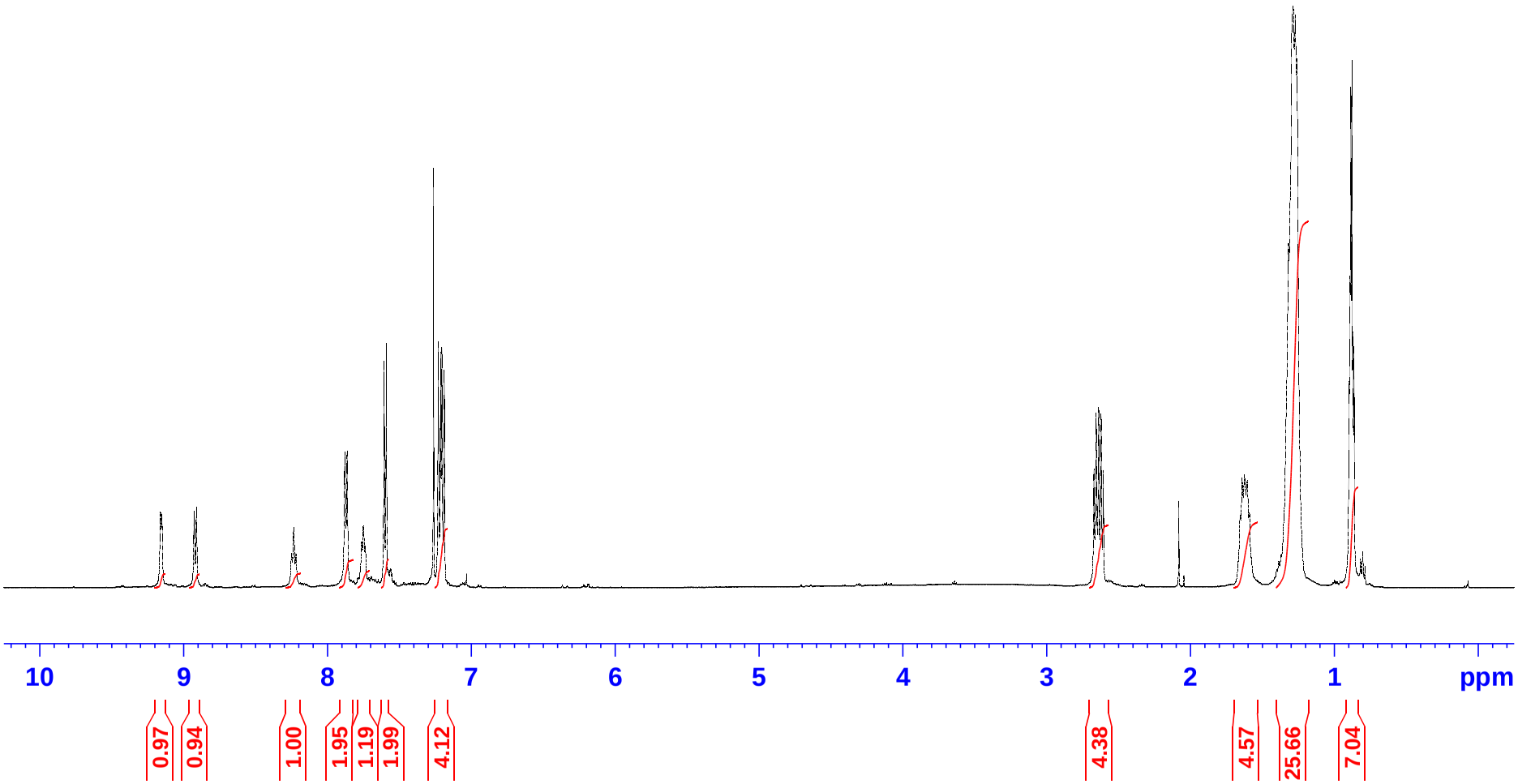

AVIII-601, CPQCI: 13C, of ALC-B178(2), CDCl3, 5mm, 298K
AA_13CCPD.MV CDCl3 /opt/av601/service/data service {2 B11 - 223}

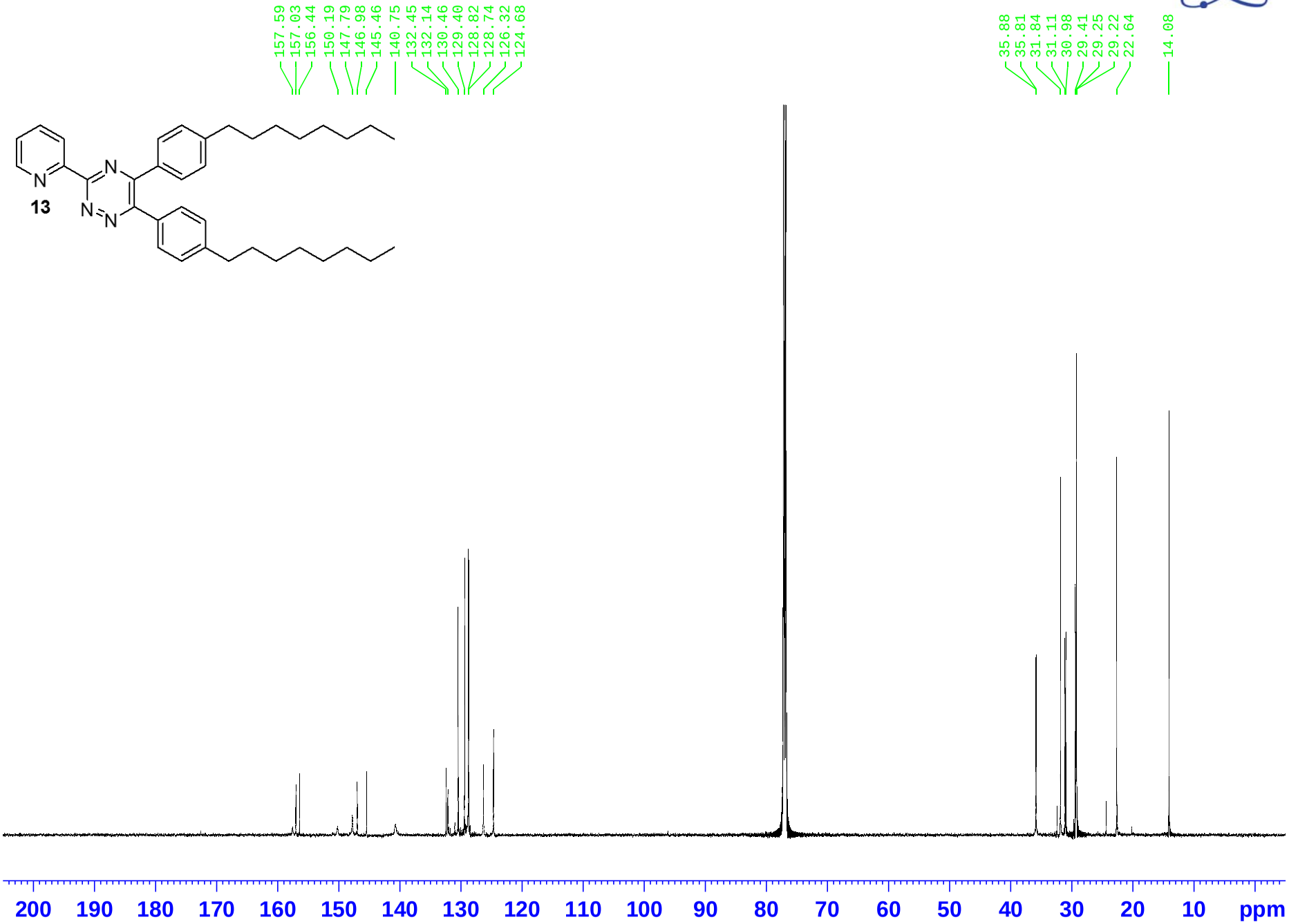

AVIII-502, CPQCI: 1H, of ALC-B238(2), CDCl3, 5mm, 298K
proton CDCl3 /opt/av502/service/data service {2 A6 - 206}

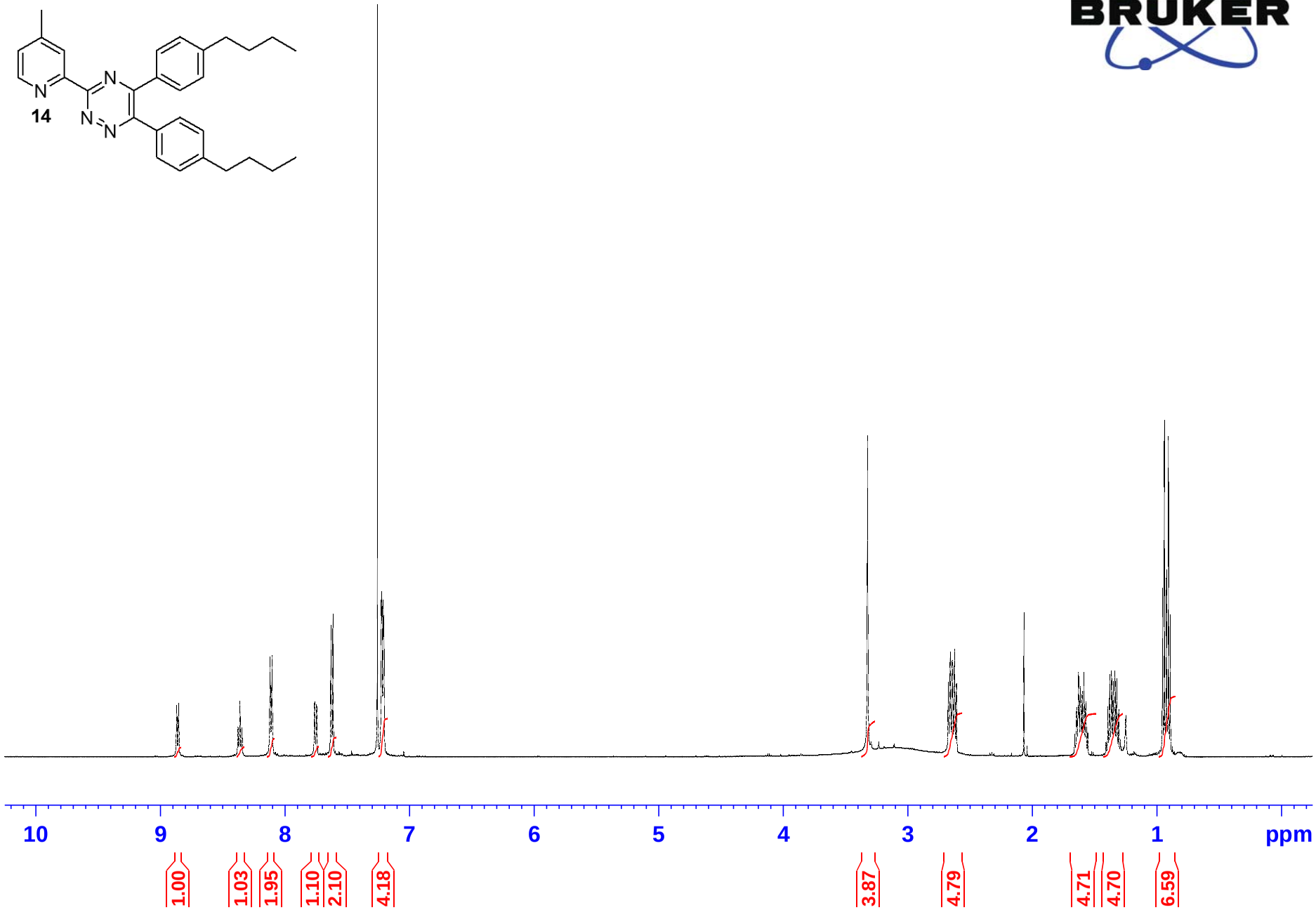

AVIII-502, CPQCI: 13C, of ALC-B238(2), CDCl3, 5mm, 298K
carbon CDCl3 /opt/av502/service/data service {2 A6 - 206}

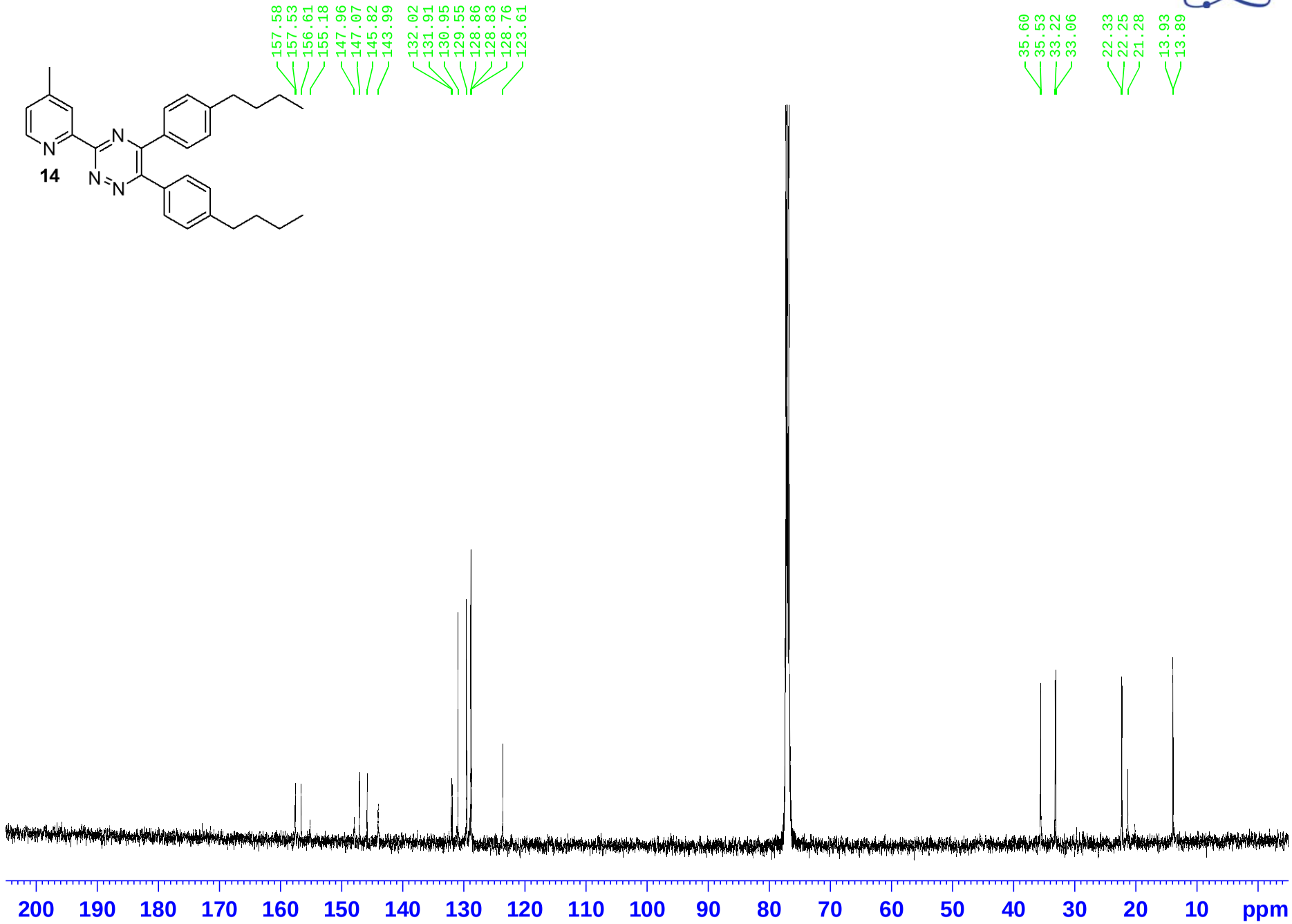

AVIII-502, CPQCI: 1H, of ALC-B-240(2), CDCl3, 5mm, 298K
proton CDCl3 /opt/av502/service/data service {2 A7 - 207}

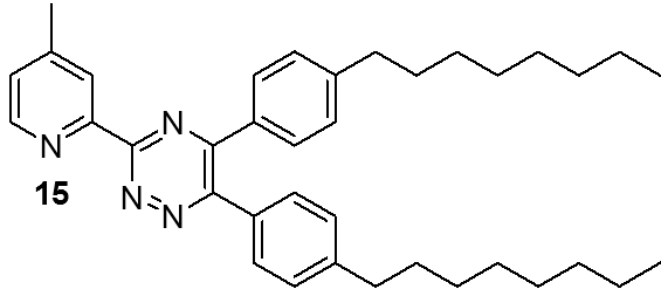

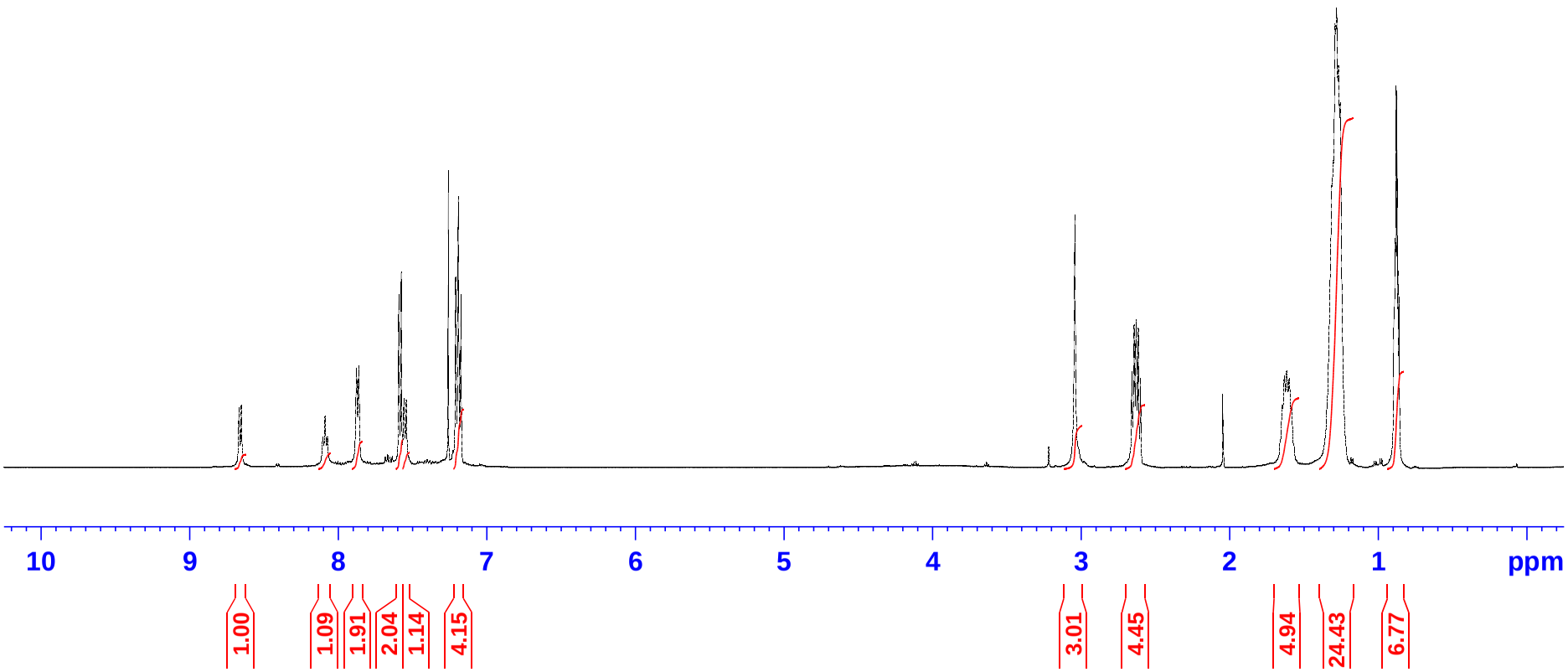

AVIII-502, CPQCI: 13C, of ALC-B240(2), CDCl3, 5mm, 298K
carbon CDCl3 /opt/av502/service/data service {2 A7 - 207}

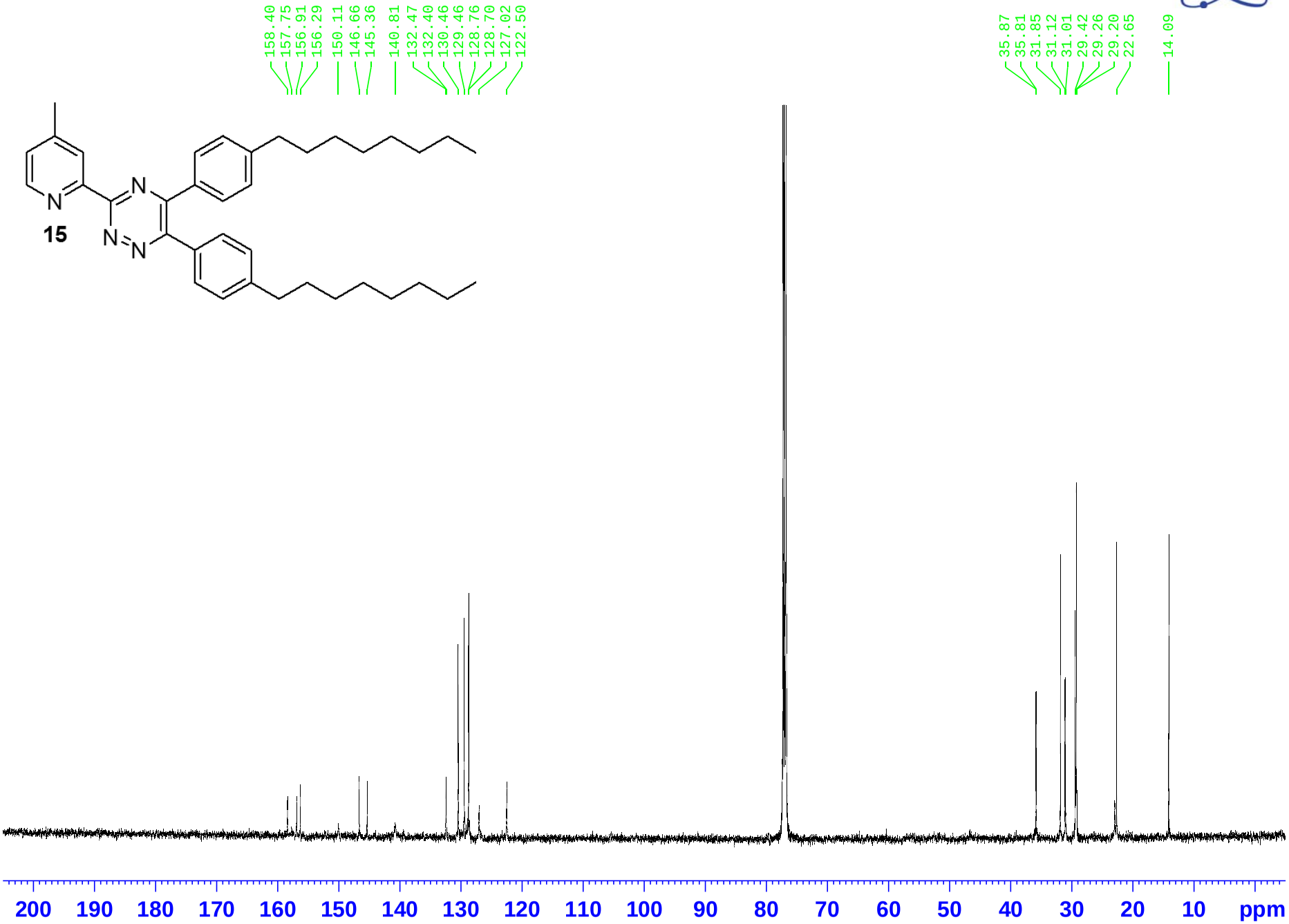

AVIII-502, CPQCI: 1H, of ALC-C-20(2), CDCl3, 5mm, 298K
proton CDCl3 /opt/av502/service/data service {2 A10 - 210}

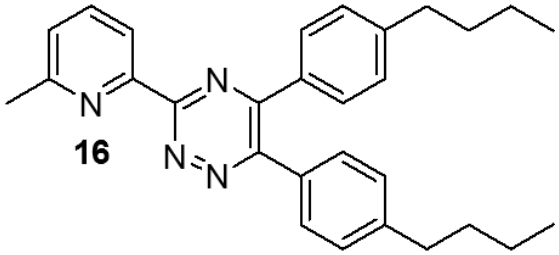

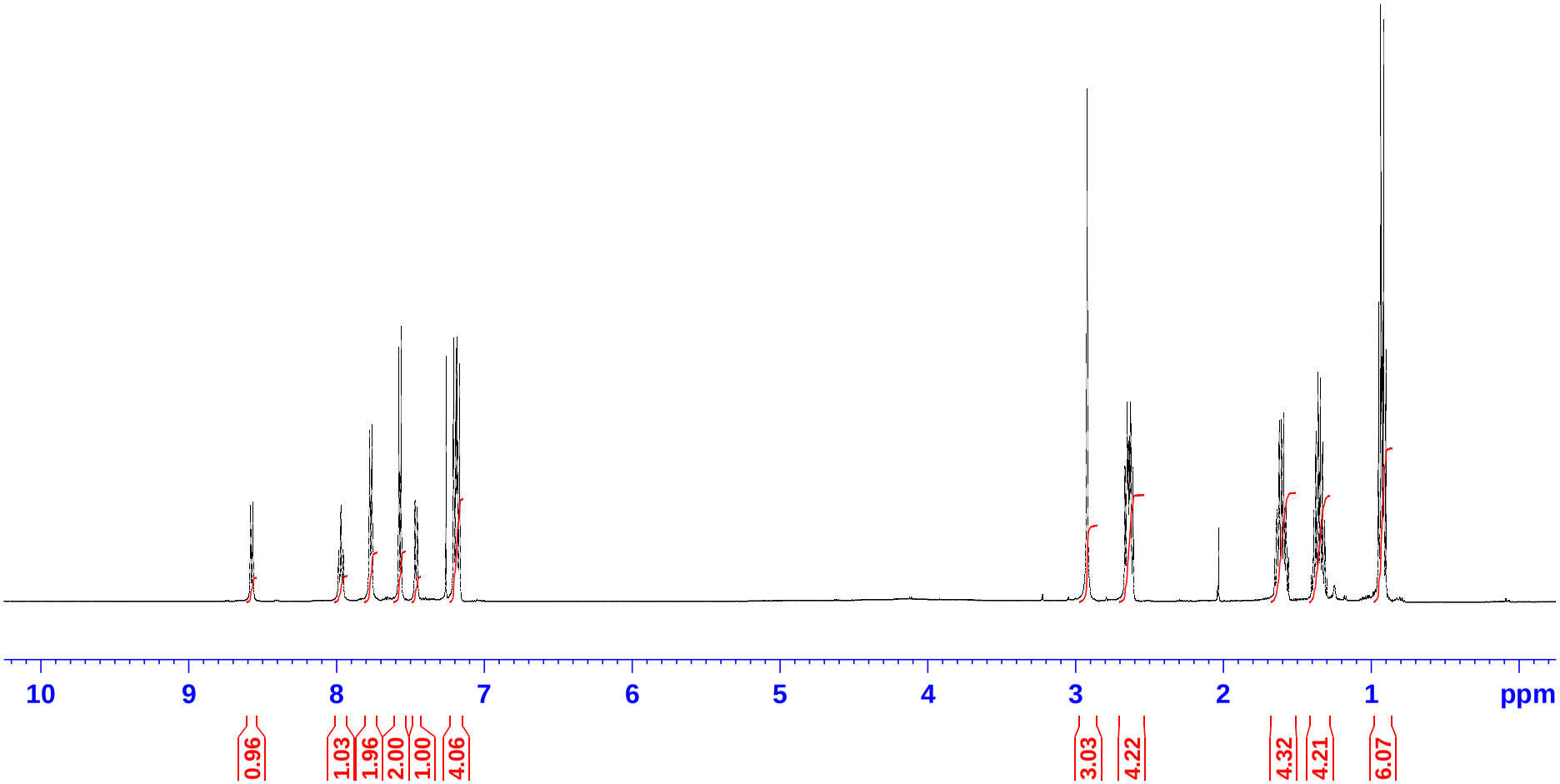

AVIII-502, CPQCI: 13C, of ALC-C20(2), CDCl3, 5mm, 298K
carbon CDCl3 /opt/av502/service/data service {2 A10 - 210}

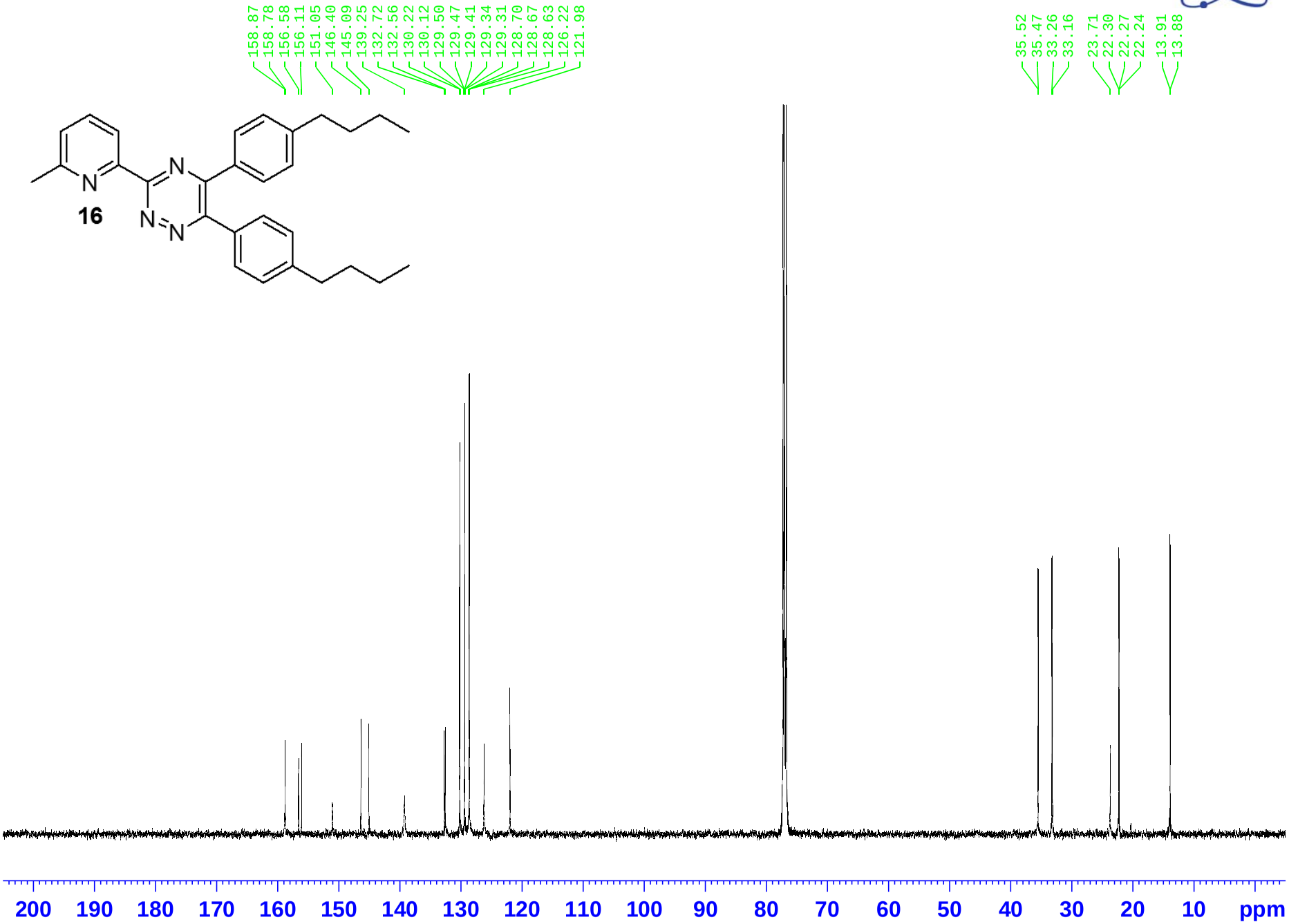

AVIII-502, CPQCI: 1H, of ALC-C-22(2), CDCl3, 5mm, 298K
proton CDCl3 /opt/av502/service/data service {2 A11 - 211}

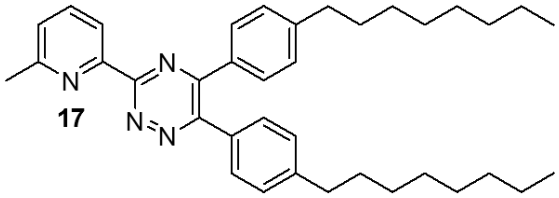

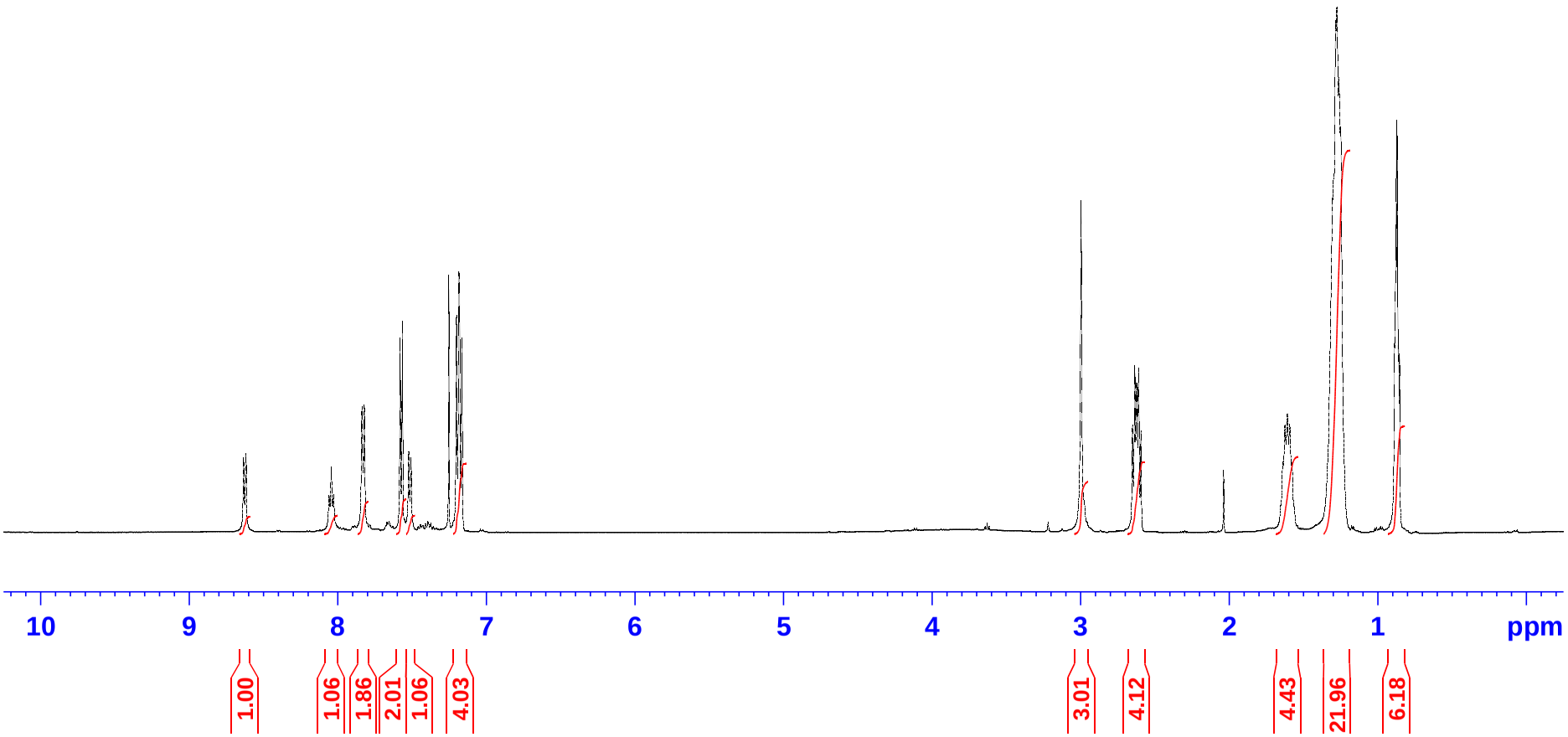

AVIII-502, CPQCI: 13C, of ALC-C22(2), CDCl3, 5mm, 298K
carbon CDCl3 /opt/av502/service/data service {2 A11 - 211}

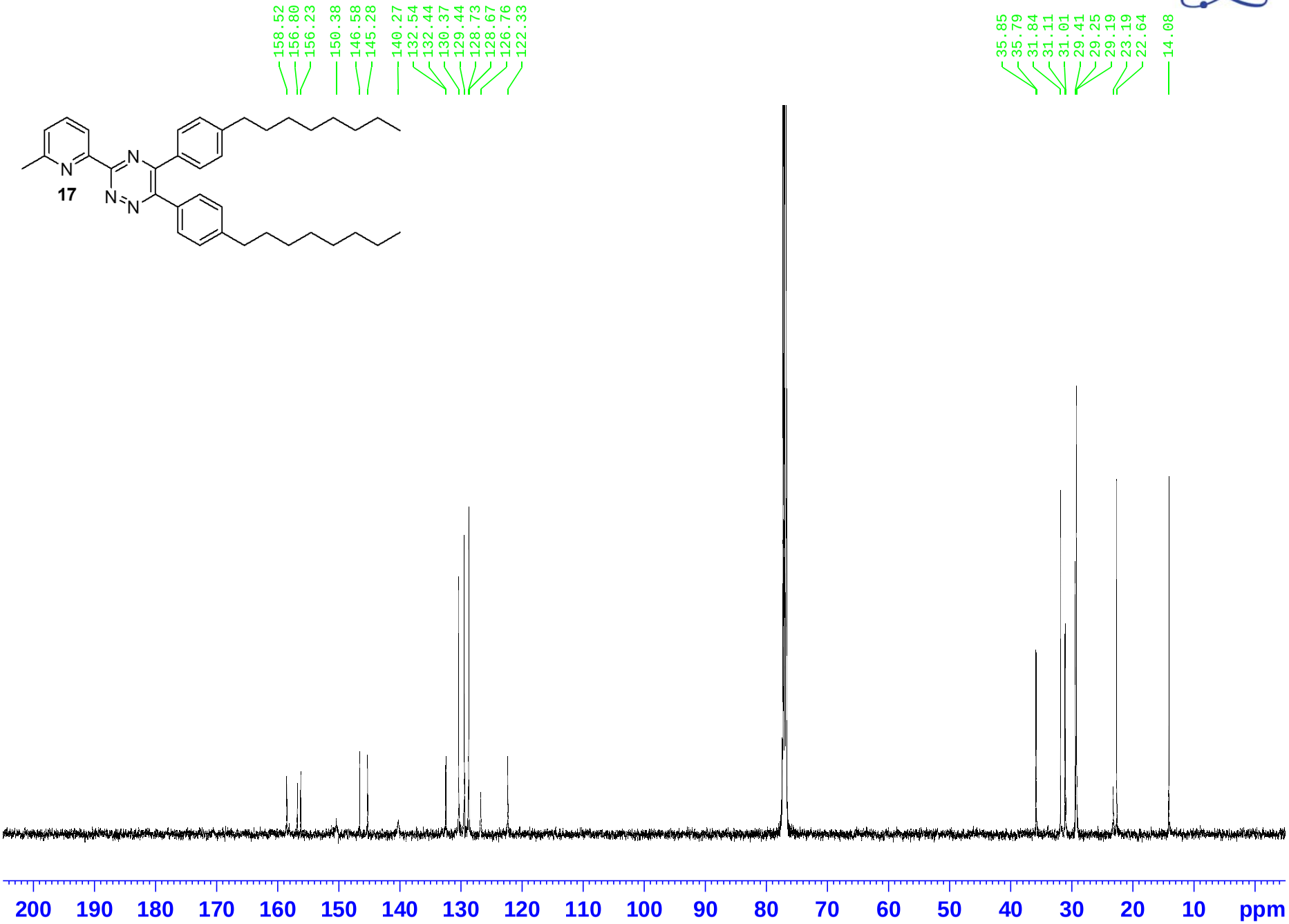

AVIII-502, CPQCI: 1H, of ALC-C-50(2), CDCl3, 5mm, 298K
proton CDCl3 /opt/av502/service/data service {2 A2 - 202}

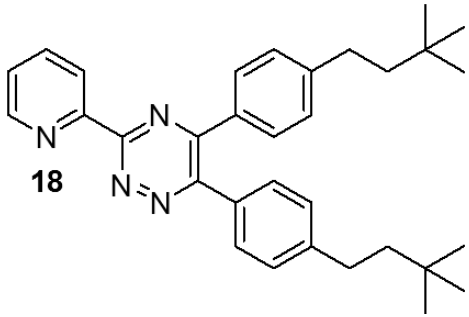

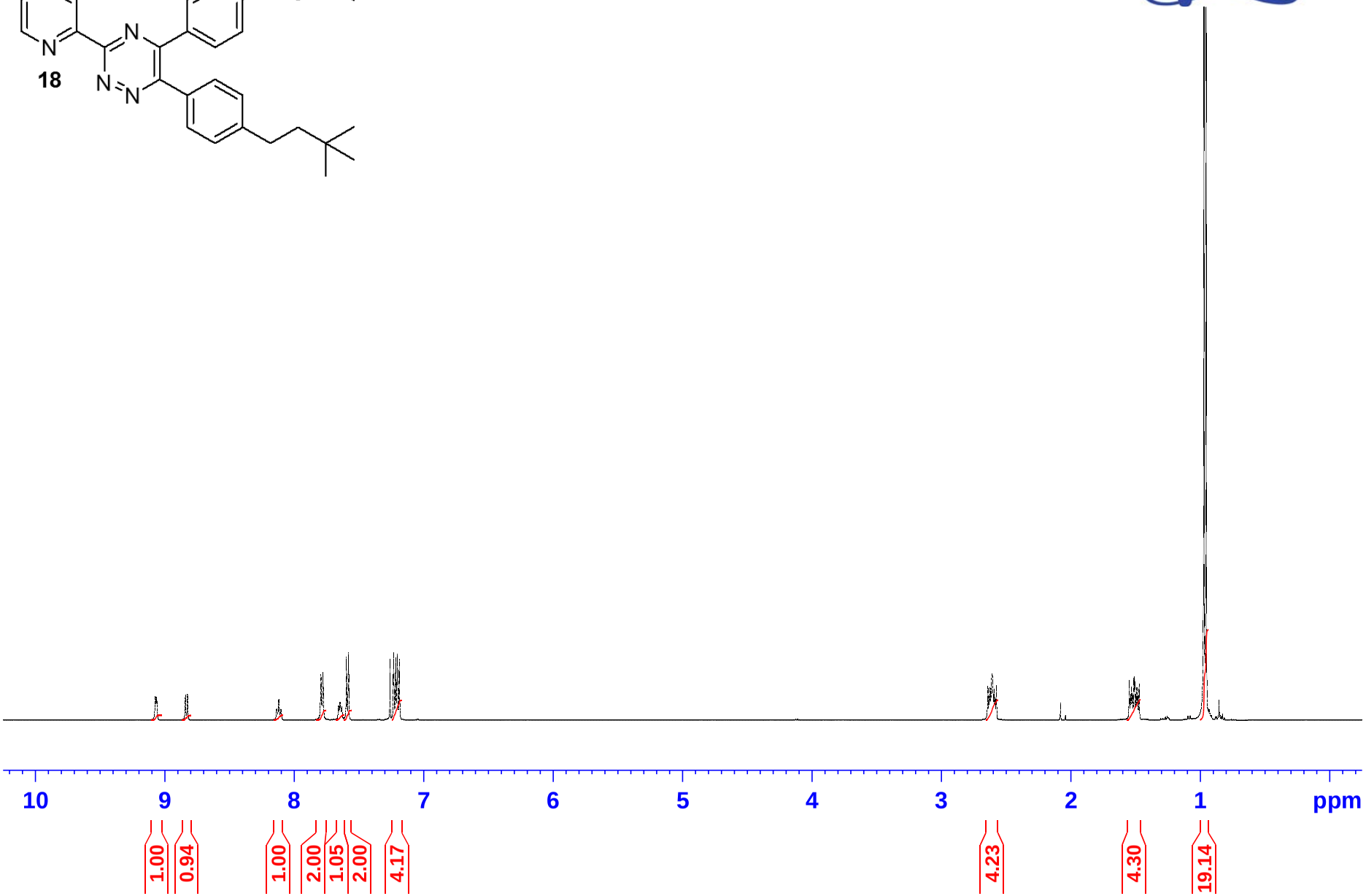

AVIII-502, CPQCI: 13C, of ALC-C-50(2), CDCl3, 5mm, 298K
carbon CDCl3 /opt/av502/service/data service {2 A2 - 202}

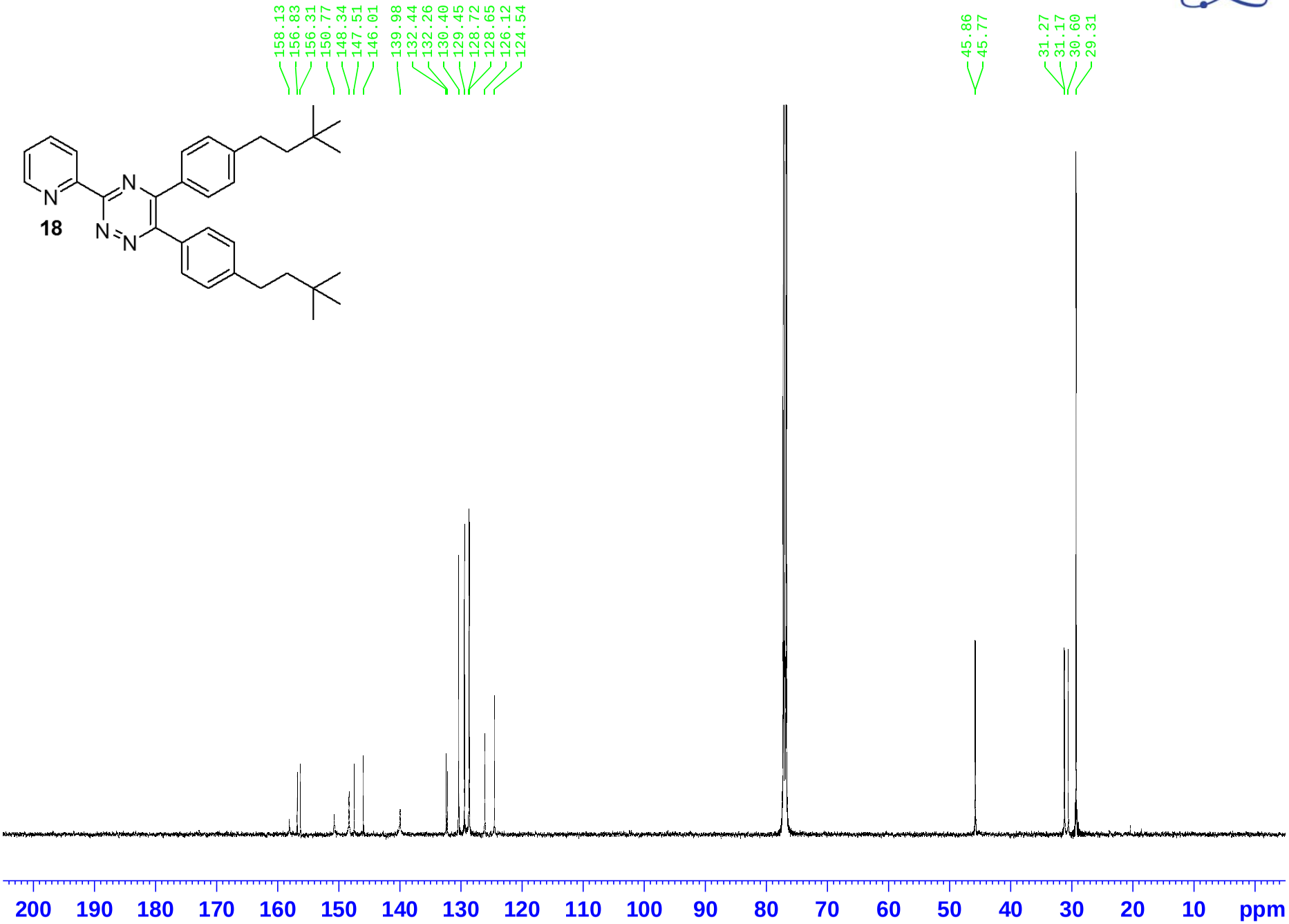

AVIII-502, CPQCI: 1H, of ALC-B234(2), CDCl3, 5mm, 298K
proton CDCl3 /opt/av502/service/data service {2 A8 - 208}

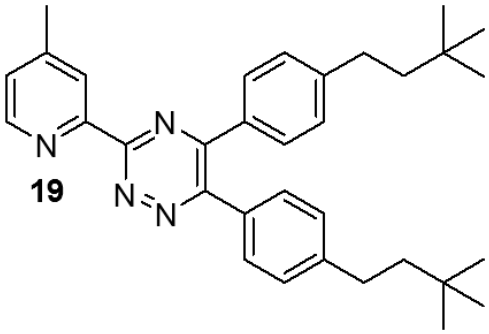

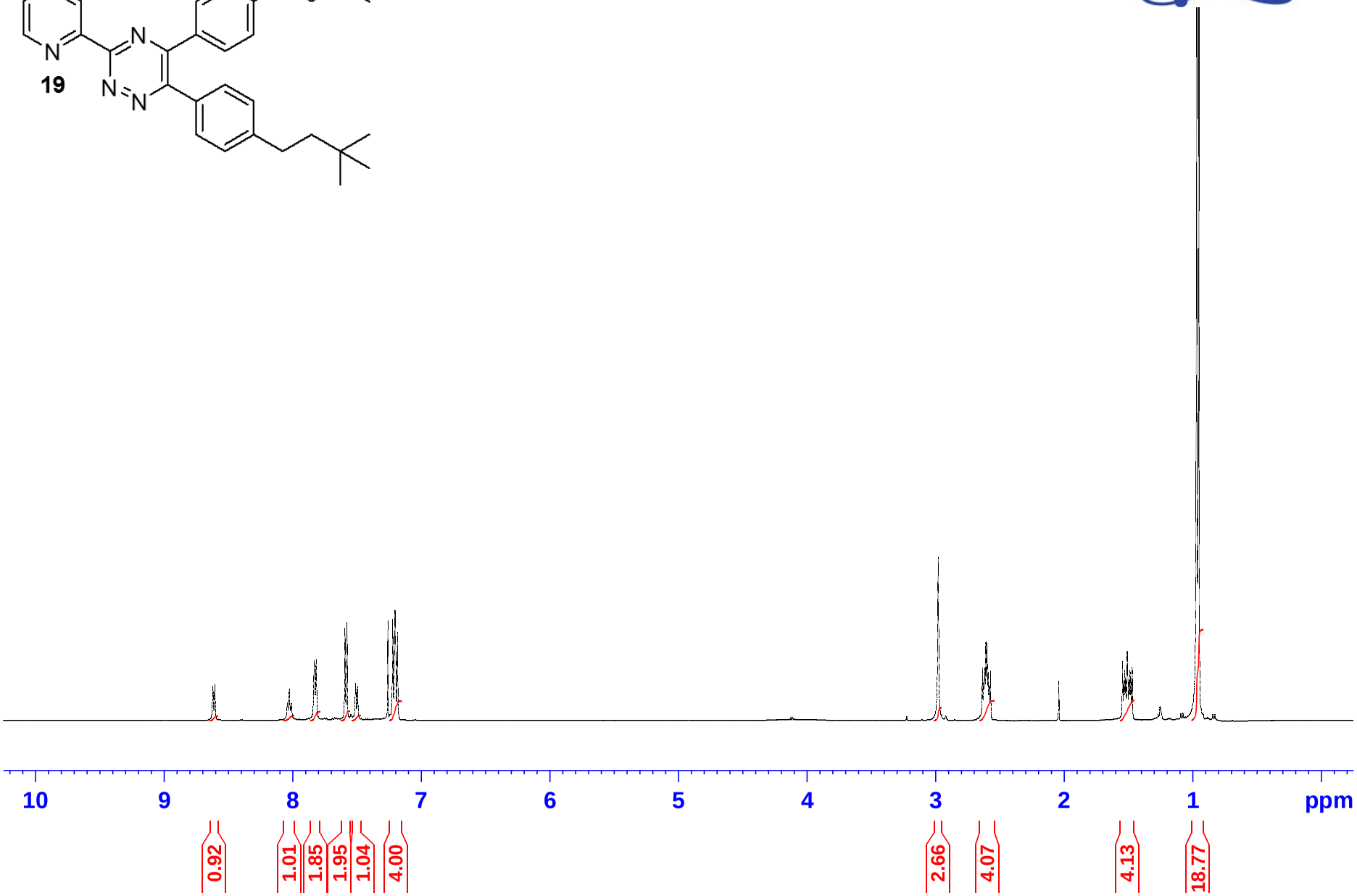

AVIII-502, CPQCI: 13C, of ALC-B234(2), CDCl3, 5mm, 298K
carbon CDCl3 /opt/av502/service/data service {2 A8 - 208}

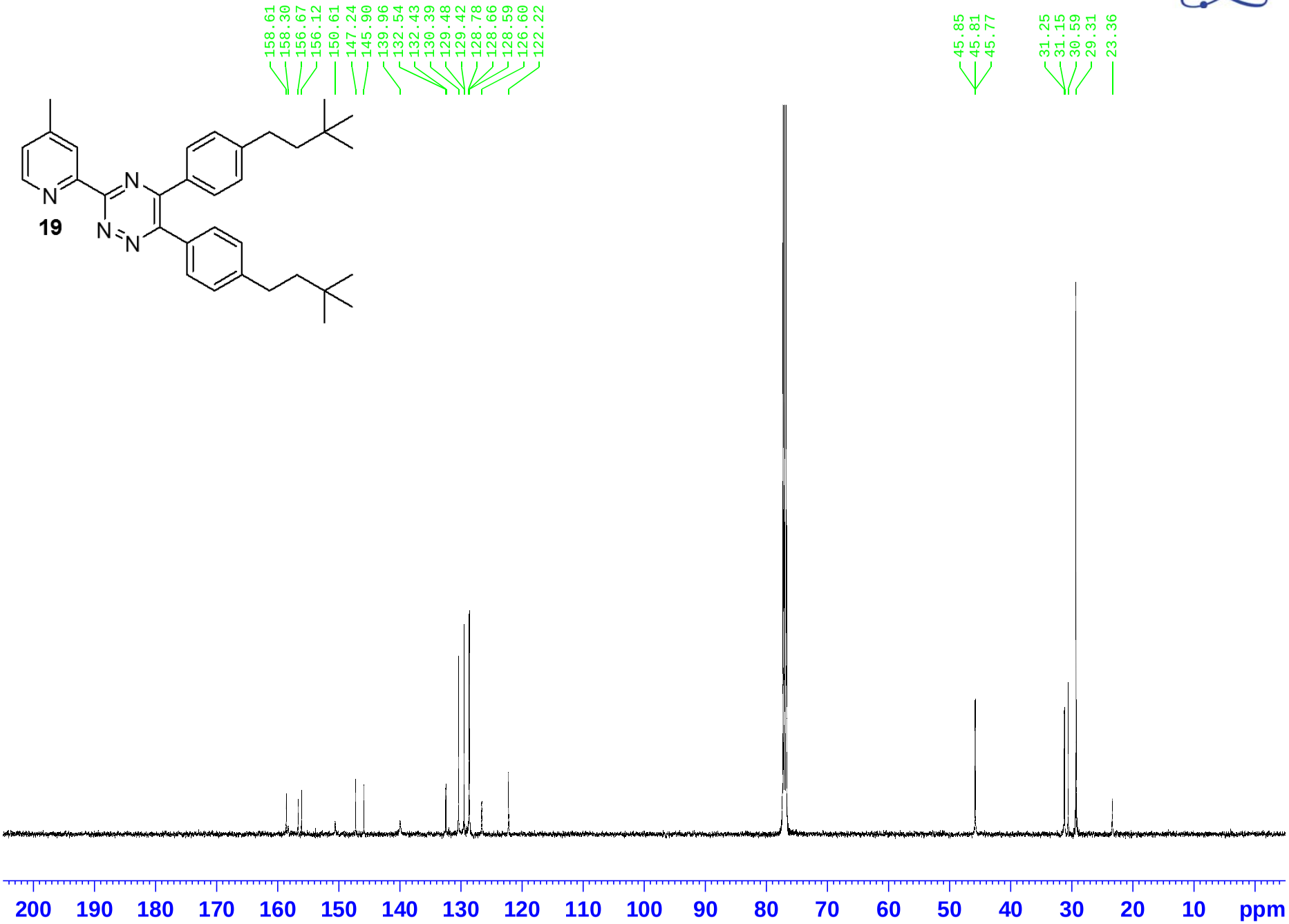

AVIII-502, CPQCI: 1H, of ALC-C24(2), CDCl3, 5mm, 298K
proton CDCl3 /opt/av502/service/data service {2 A12 - 212}

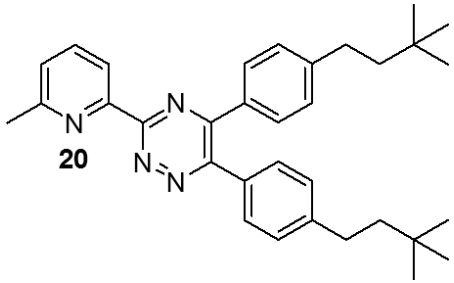

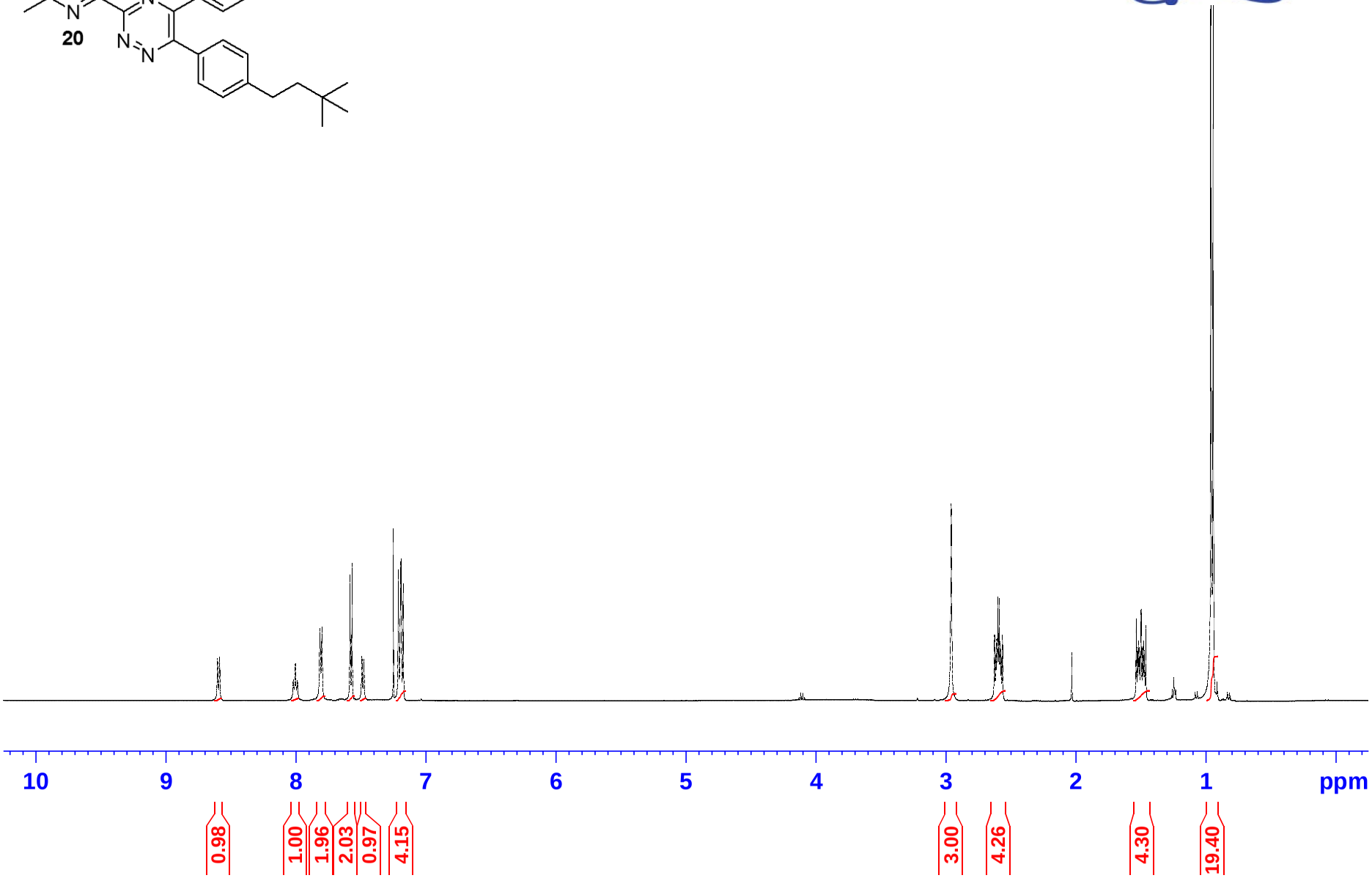

AVIII-502, CPQCI: 13C, of ALC-C24(2), CDCl3, 5mm, 298K
carbon CDCl3 /opt/av502/service/data service {2 A12 - 212}

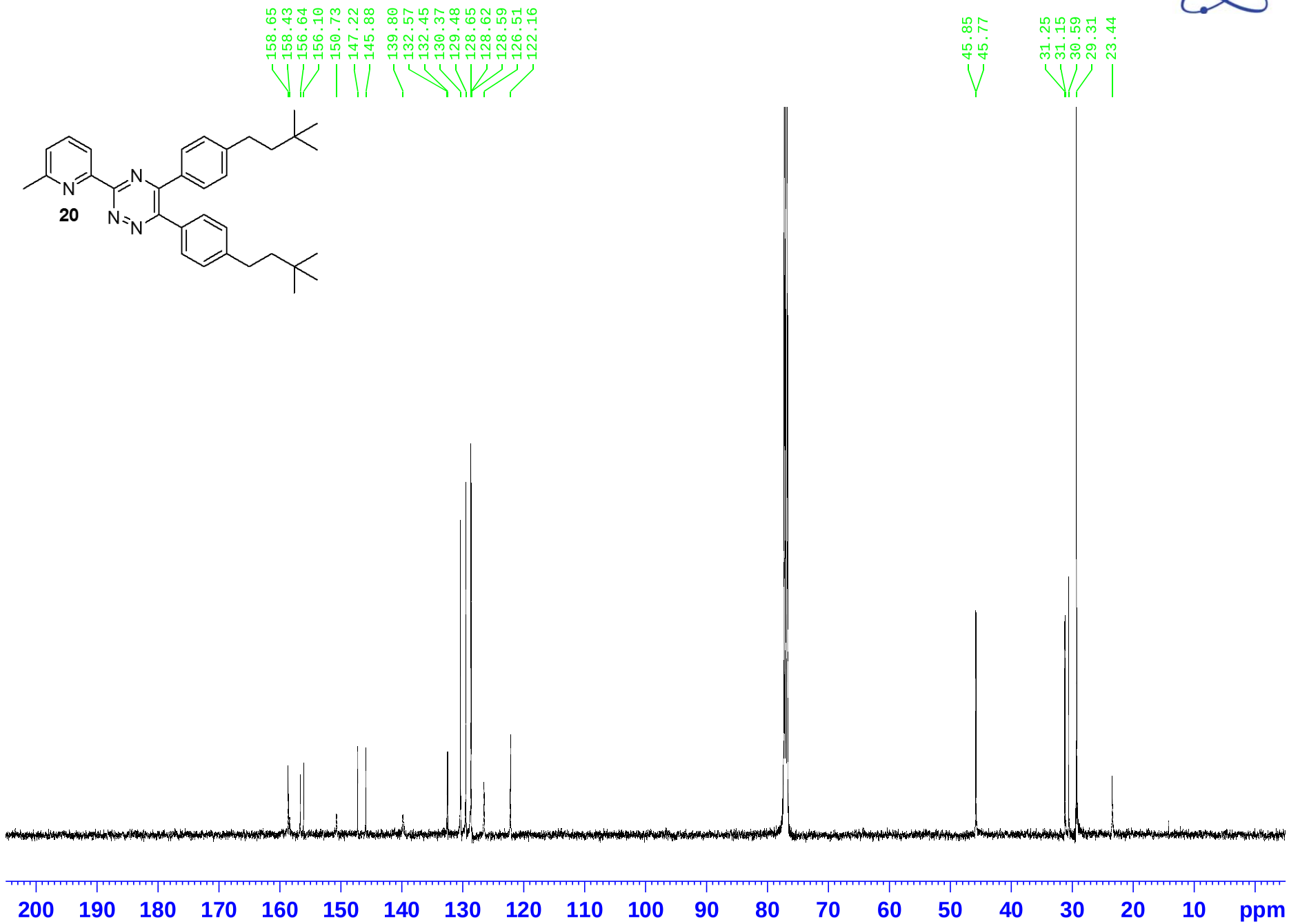

AVIII-502, CPQCI: 1H, of ALC-C42(2), CDCl3, 5mm, 298K
proton CDCl3 /opt/av502/service/data service {2 A3 - 203}

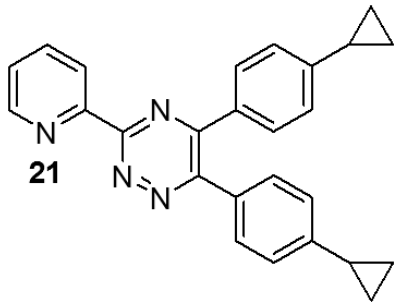

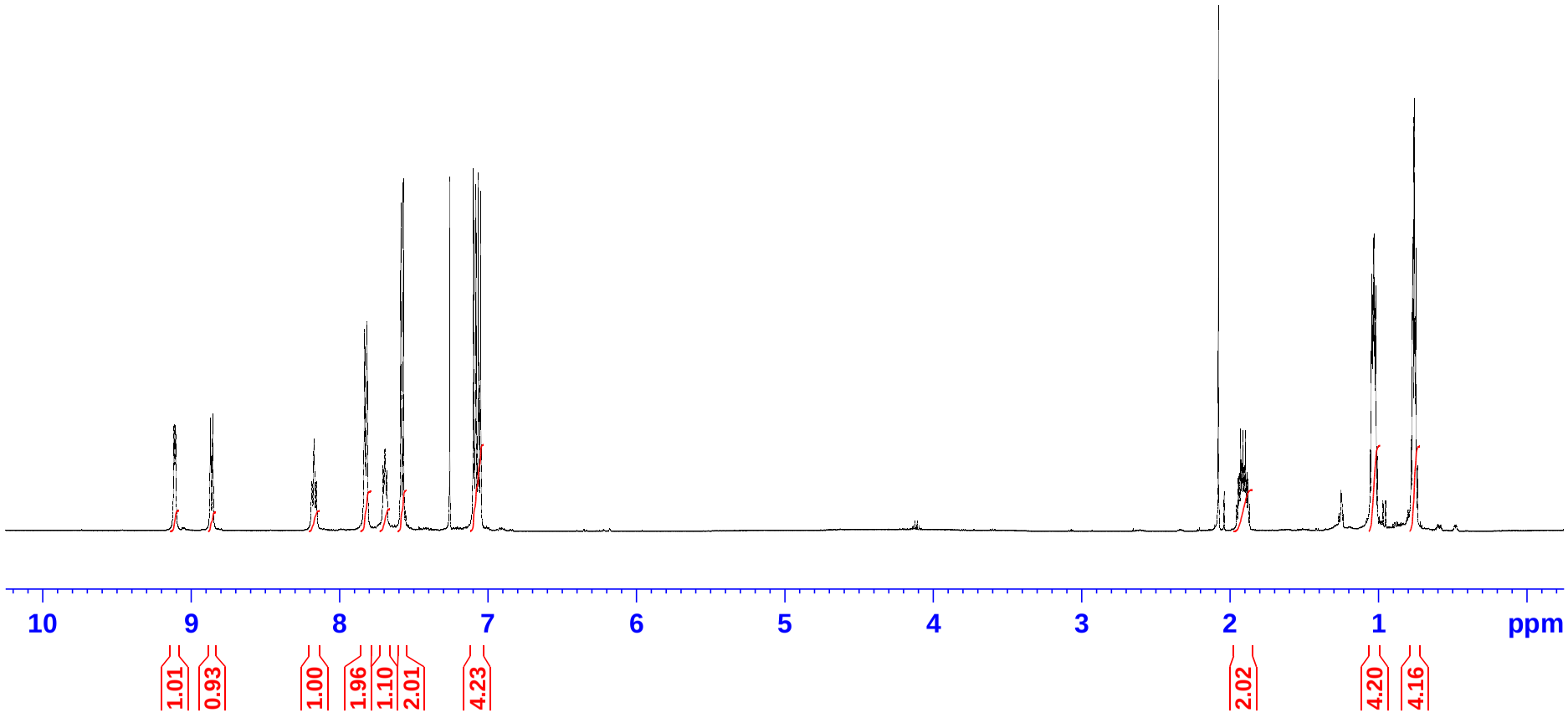

AVIII-502, CPQCI: 13C, of ALC-C42(2), CDCl3, 5mm, 298K
carbon CDCl3 /opt/av502/service/data service {2 A3 - 203}

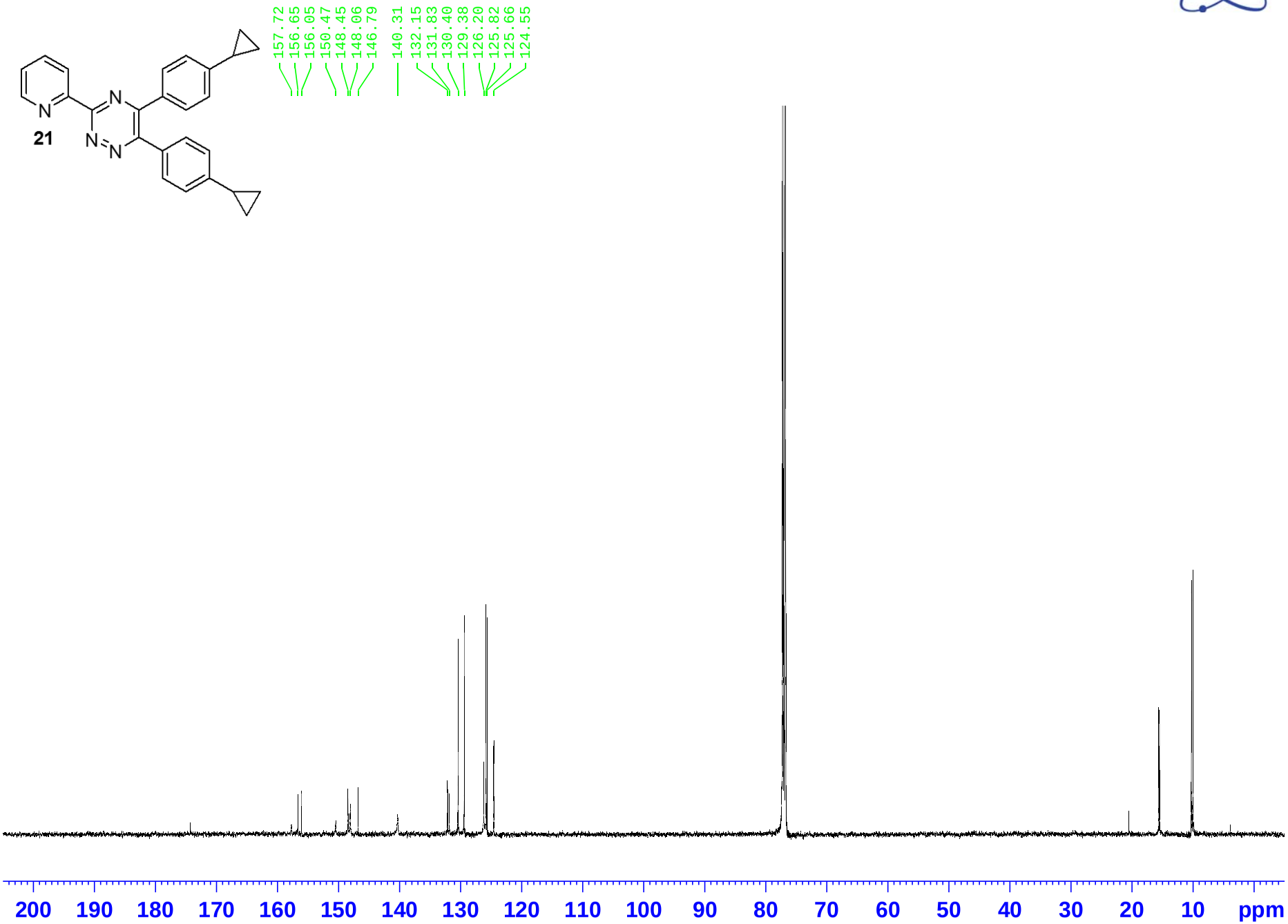

AVIII-502, CPQCI: 1H, of ALC-C26(2), CDCl3, 5mm, 298K
proton CDCl3 /opt/av502/service/data service {2 B1 - 213}

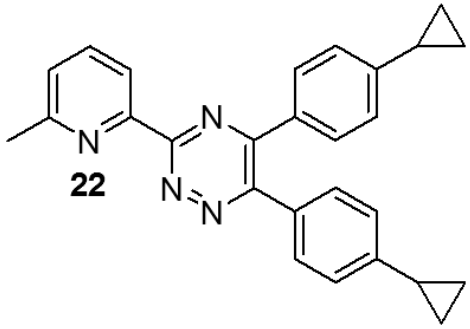

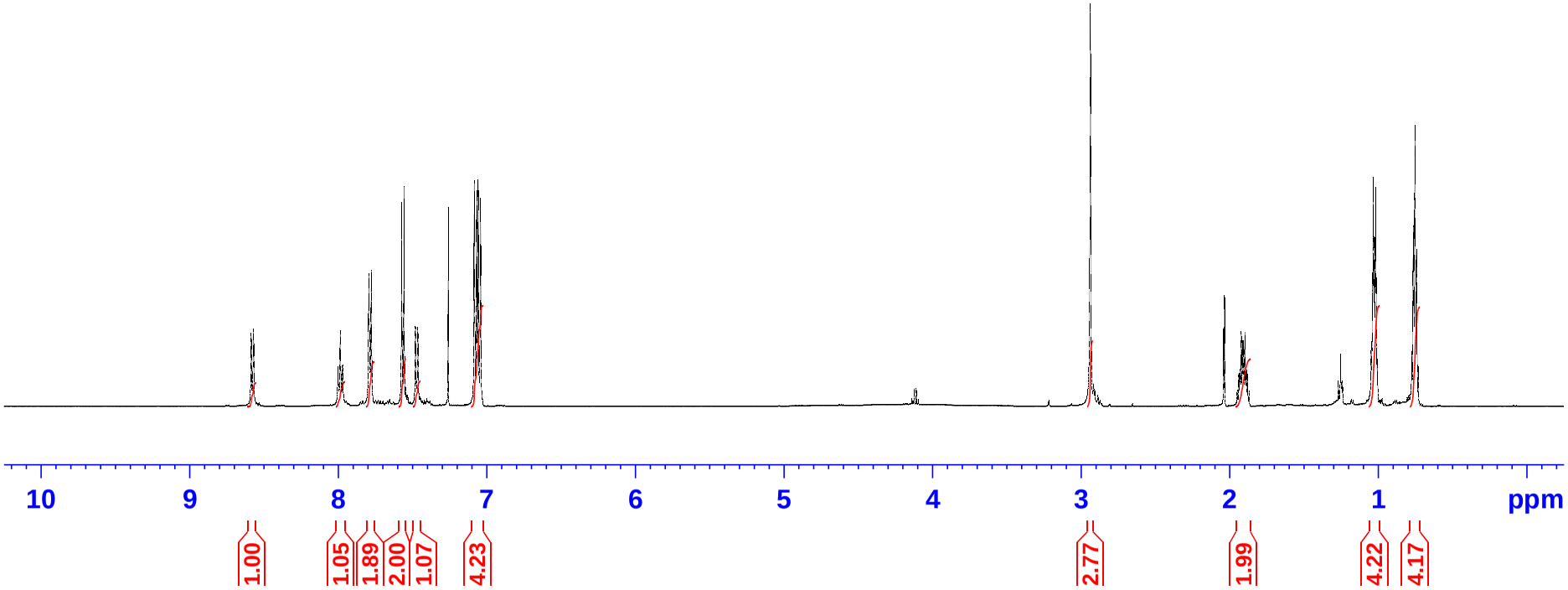

AVIII-502, CPQCI: 13C, of ALC-C26(2), CDCl3, 5mm, 298K
carbon CDCl3 /opt/av502/service/data service {2 B1 - 213}

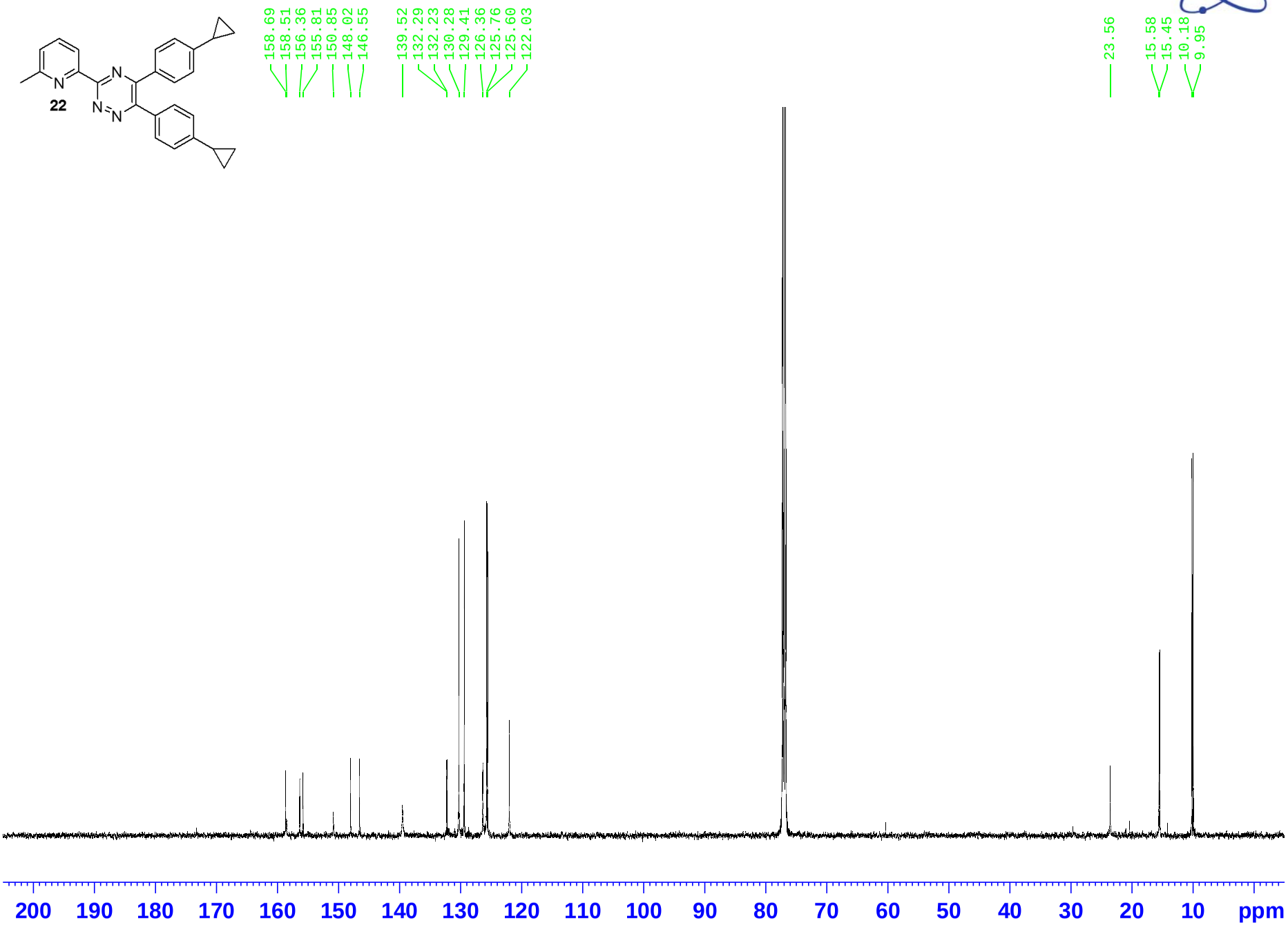

AVIII-601: 1H of B-214-2, Sample #1 in new CDCl3
AA_PROTON.MV CDCl3 /opt/av601/nmrsu/data nmrsu {2 D1 - 237}

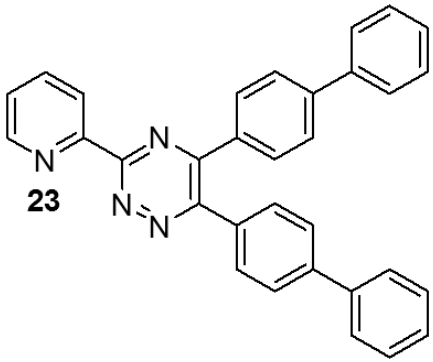

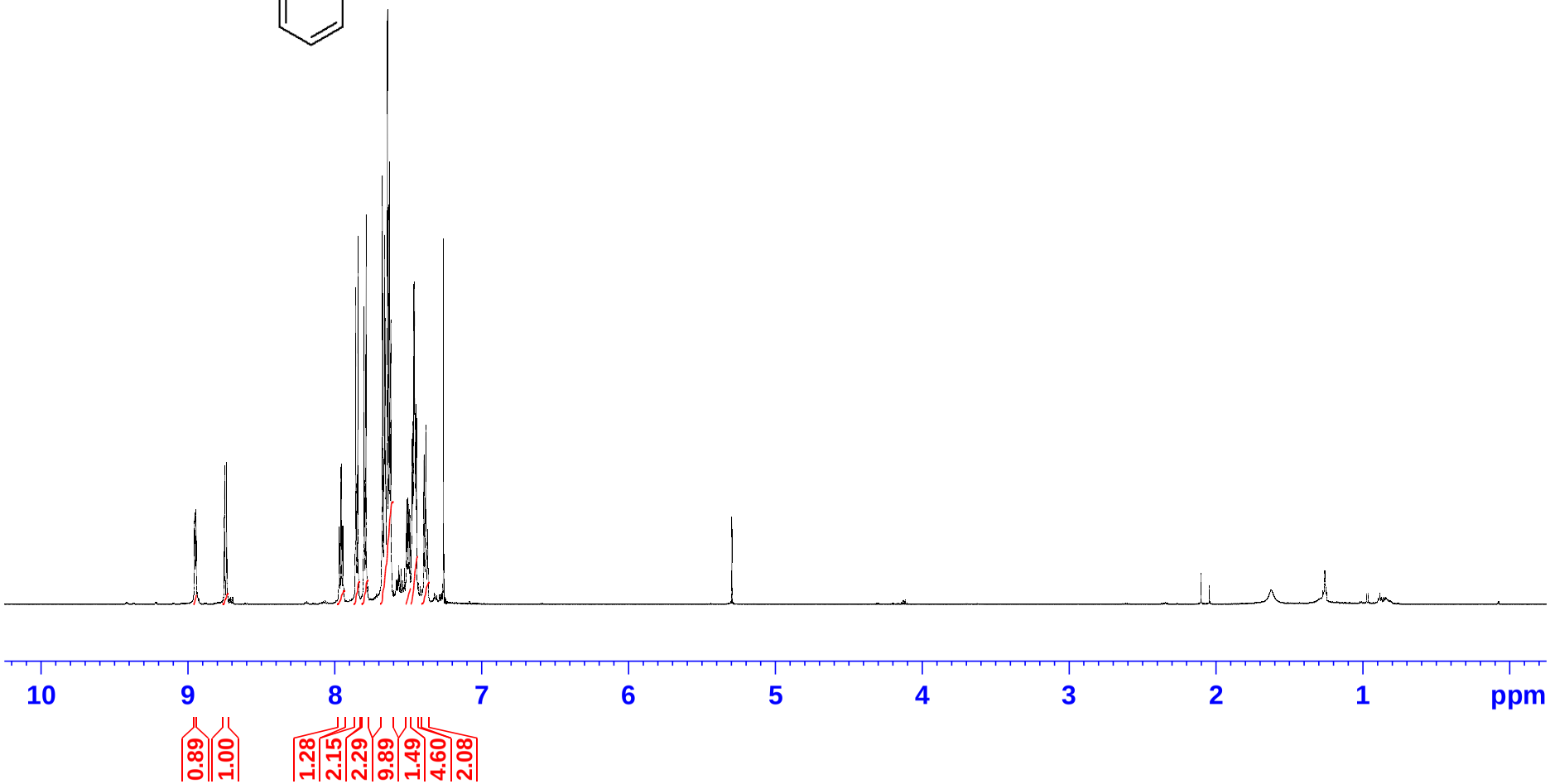

AVIII-601: 13C of B-214-2, Sample #1 in new CDCl3
AA_13CCPD.MV CDCl3 /opt/av601/nmrsu/data nmrsu {2 D1 - 237}

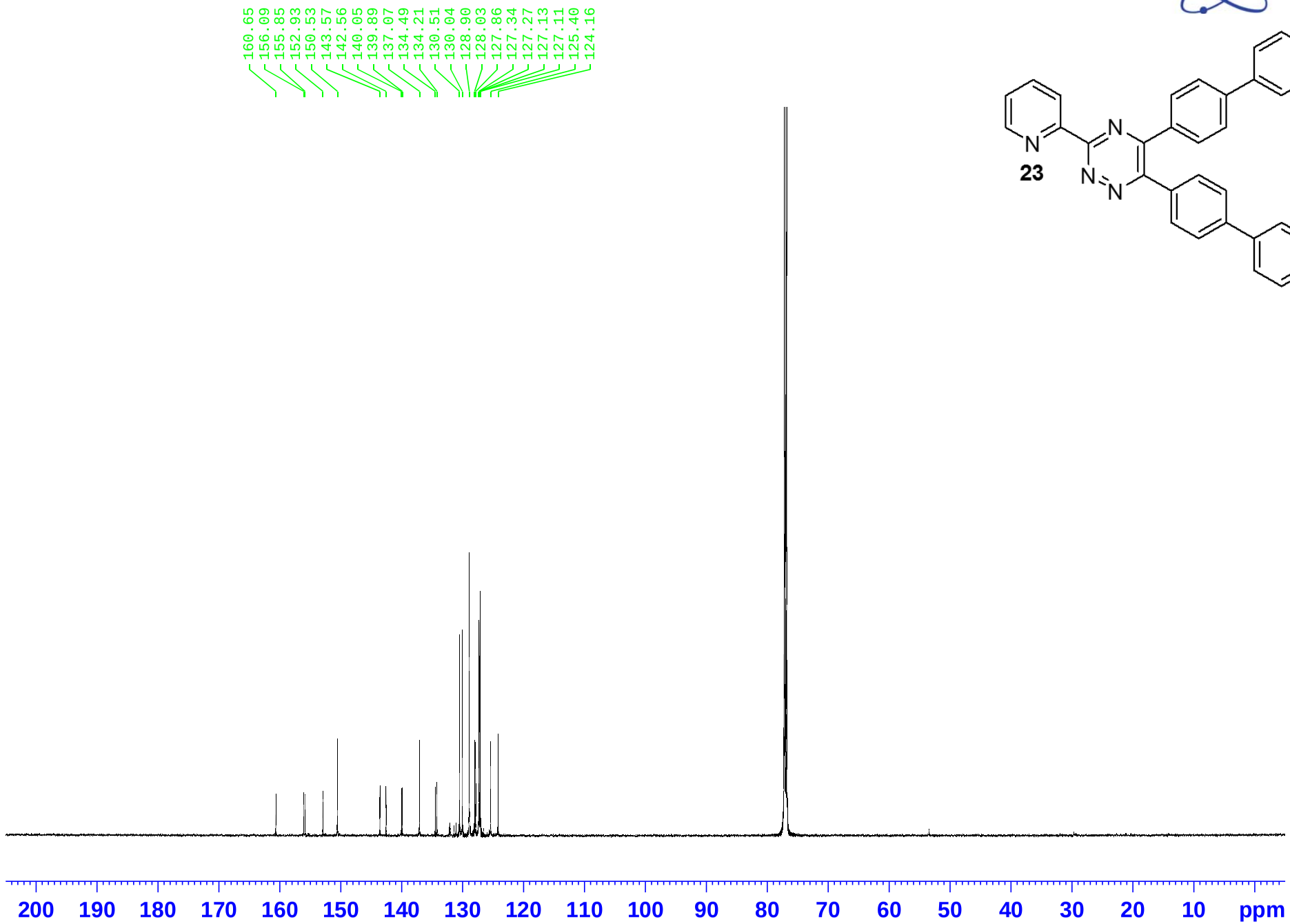

AVIII-601: 1H of C-28-2, Sample #3 in new CDCl3
AA_PROTON.MV CDCl3 /opt/av601/nmrsu/data nmrsu {2 D3 - 239}

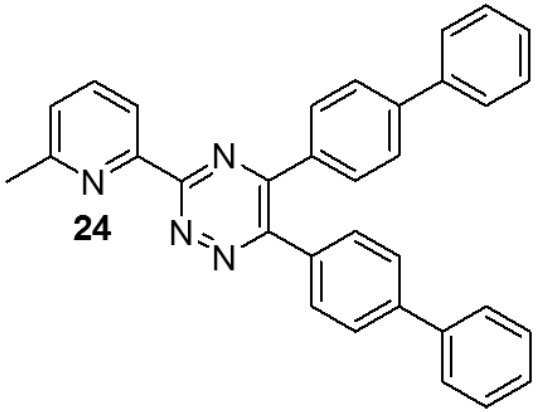

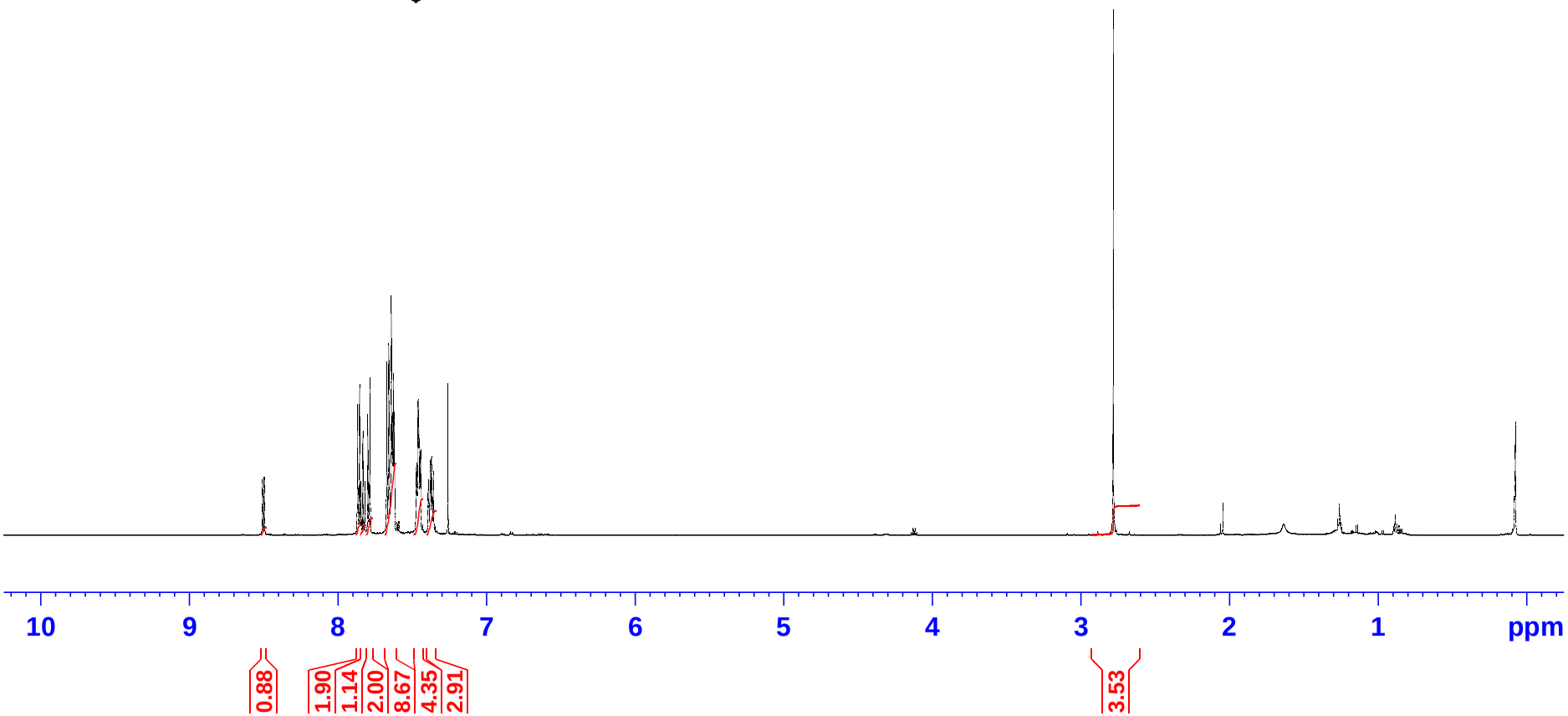

AVIII-601: 13C of C-28-2, Sample #3 in new CDCl3
AA_13CCPD.MV CDCl3 /opt/av601/nmrsu/data nmrsu {2 D3 - 239}

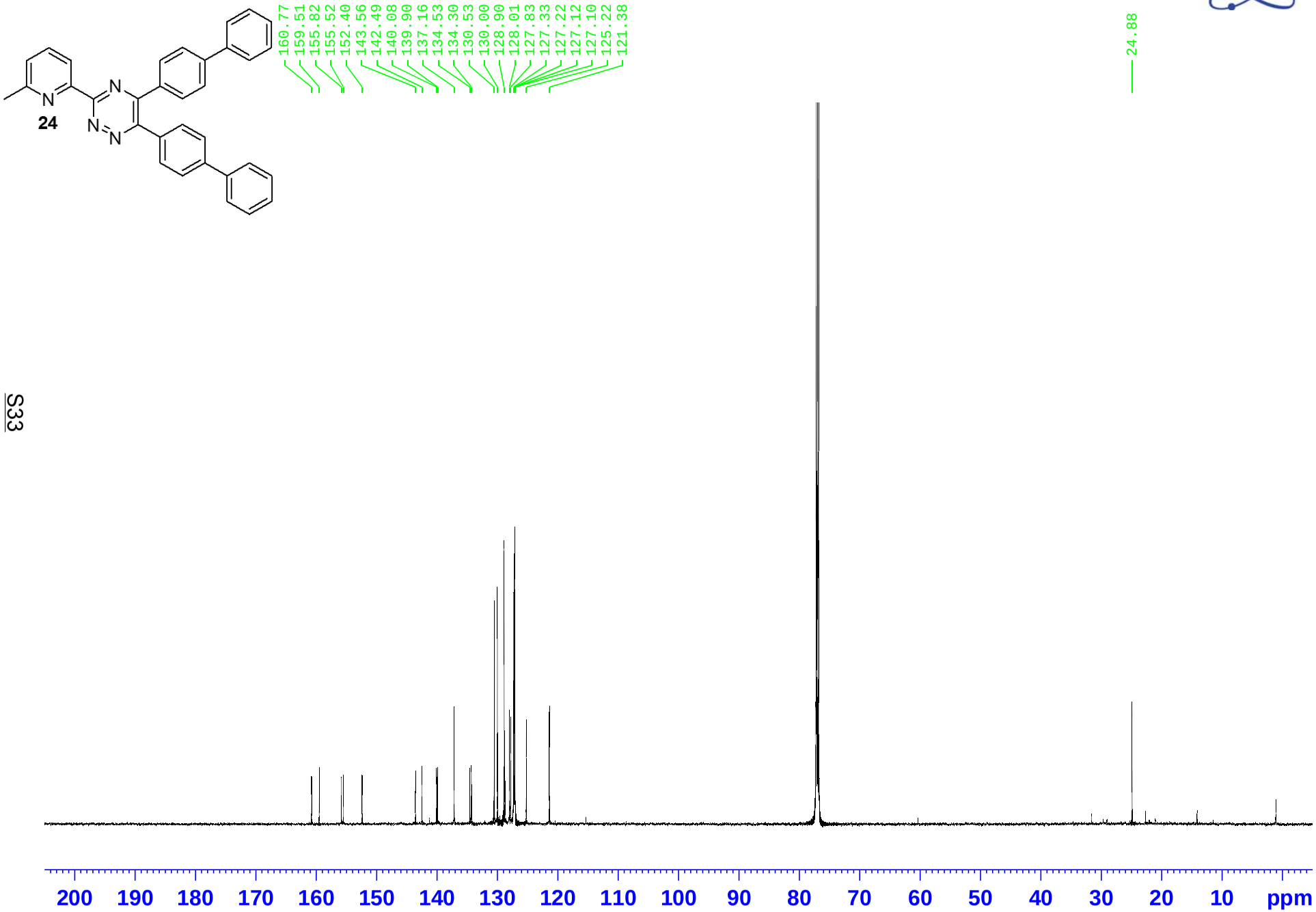

AVIII-601: 1H of B-258-2, Sample #4 in new CDCl3
AA_PROTON.MV CDCl3 /opt/av601/nmrsu/data nmrsu {2 D4 - 240}

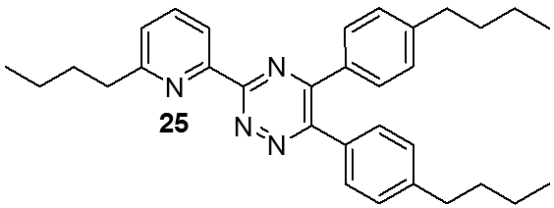

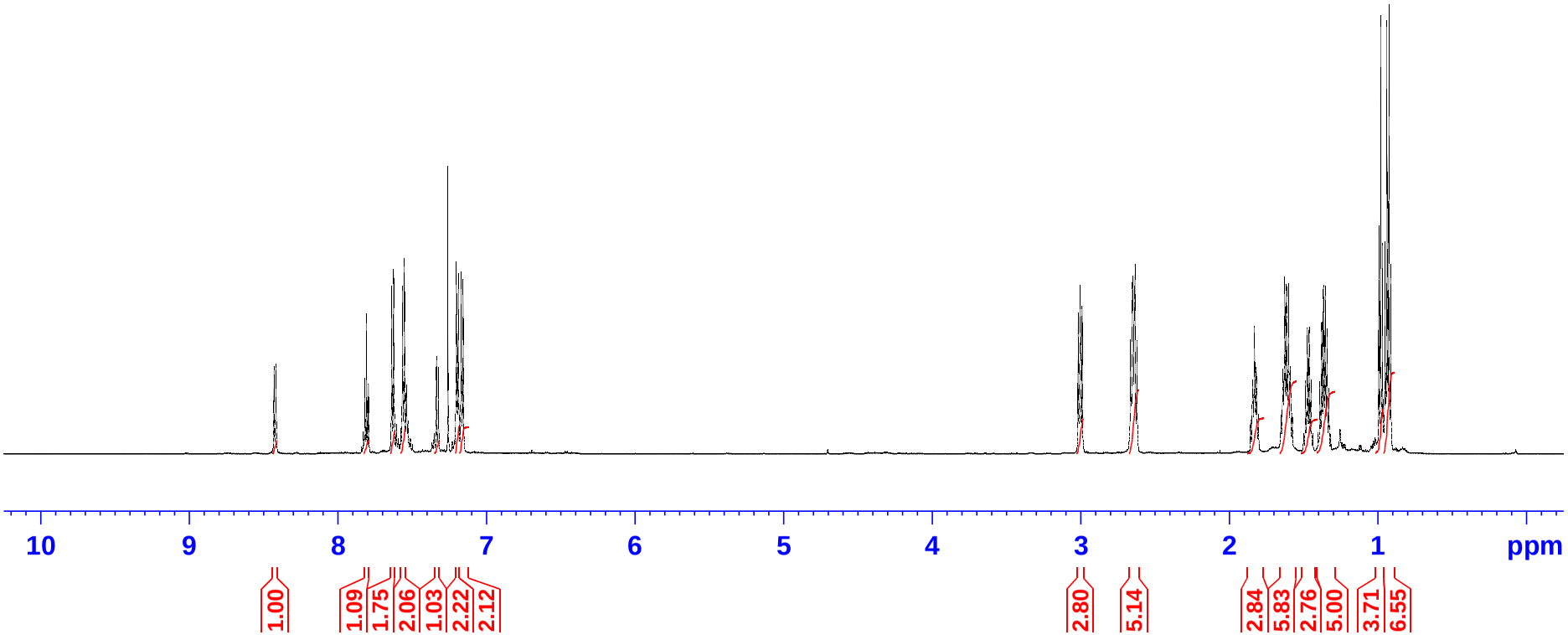

AVIII-601: 13C of B-258-2, Sample #4 in new CDCl3
AA_13CCPD.MV CDCl3 /opt/av601/nmrsu/data nmrsu {2 D4 - 240}

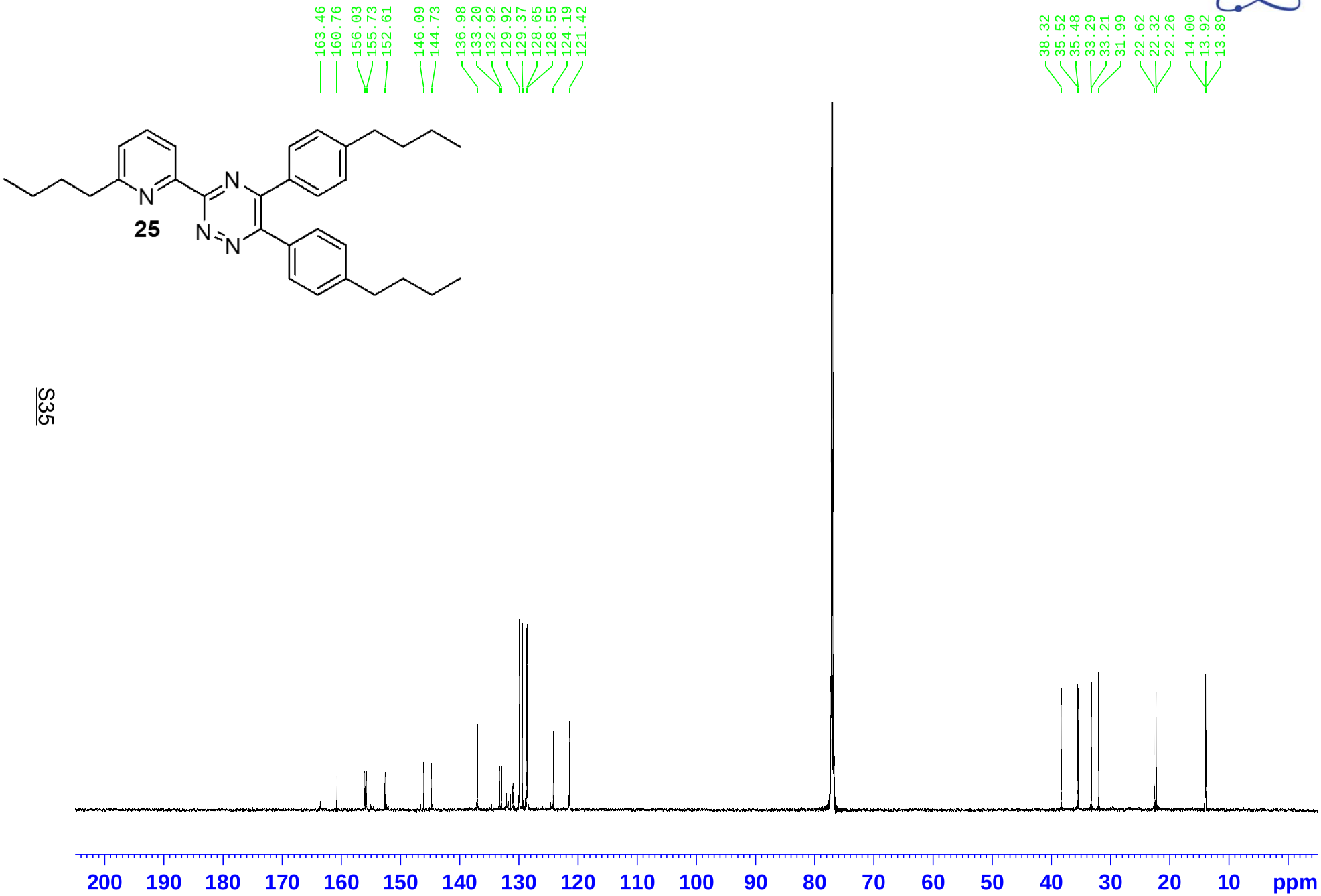

AVIII-502, CPQCI: 1H, of ALC-B268(2), CDCl3, 5mm, 298K
proton CDCl3 /opt/av502/service/data service {2 B6 - 218}

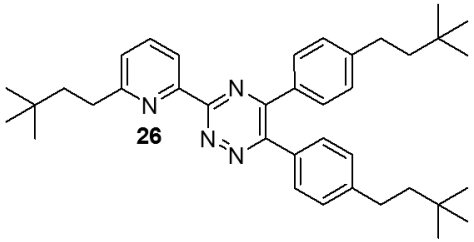

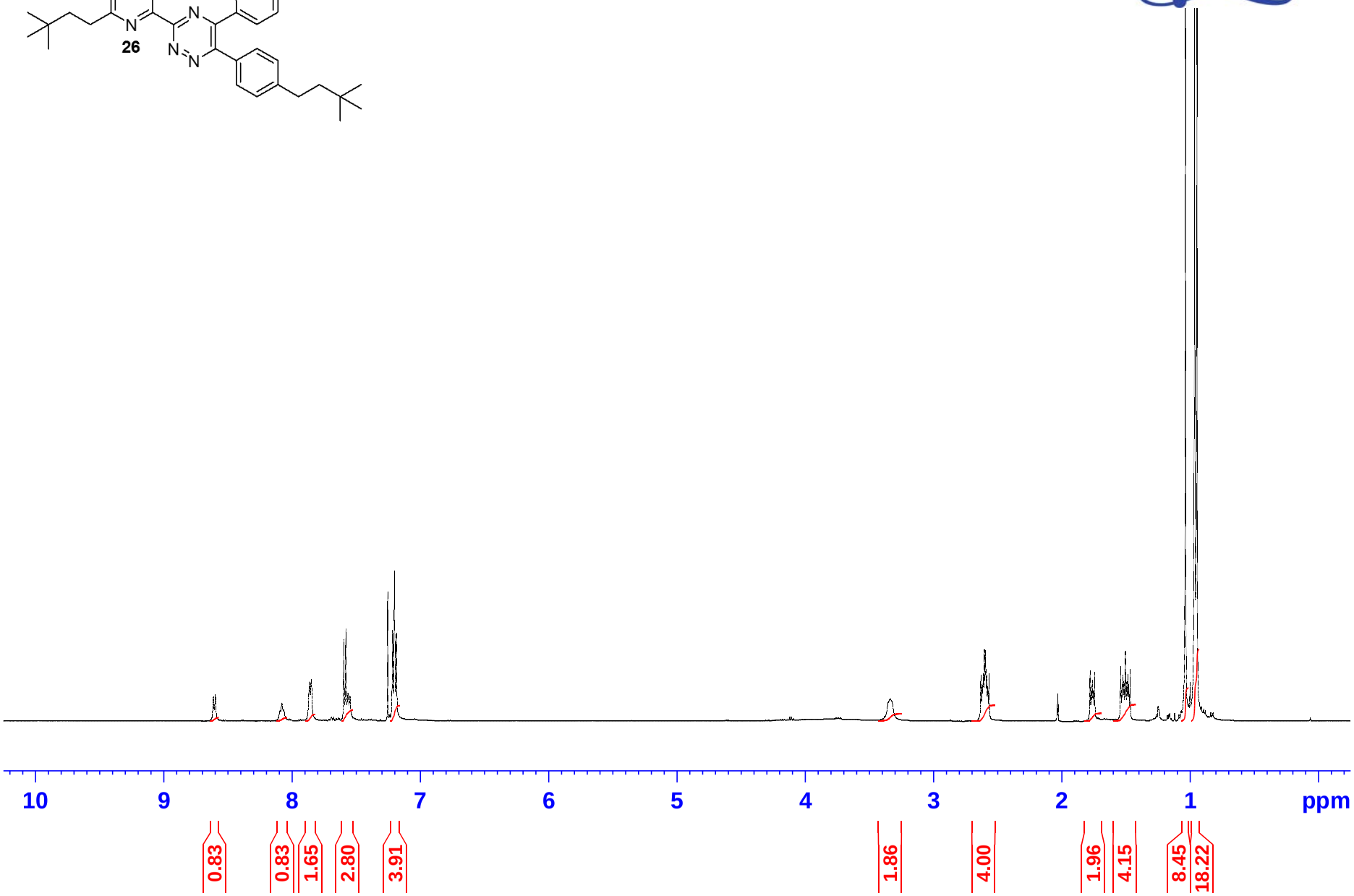

AVIII-601, CPQCI: 13C, of ALC-B268(2), CDCl3, 5mm, 298K
AA_13CCPD.MV CDCl3 /opt/av601/service/data service {2 B6 - 218}

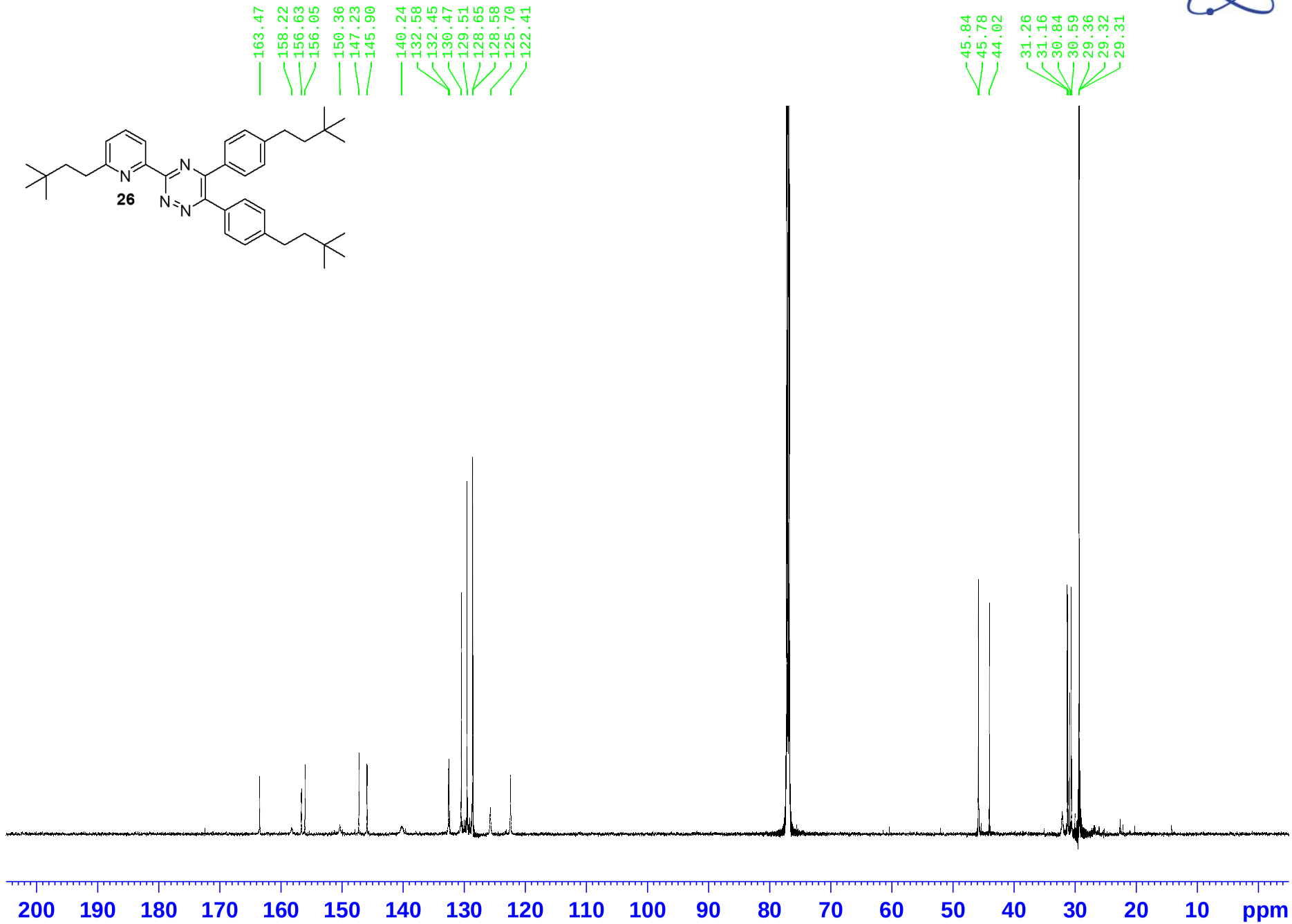

AVIII-601: 1H of ALC-C-74-4, Sample #14 in new CDCl3
AA_PROTON.MV CDCl3 /opt/av601/nmrsu/data nmrsu {2 E2 - 250}

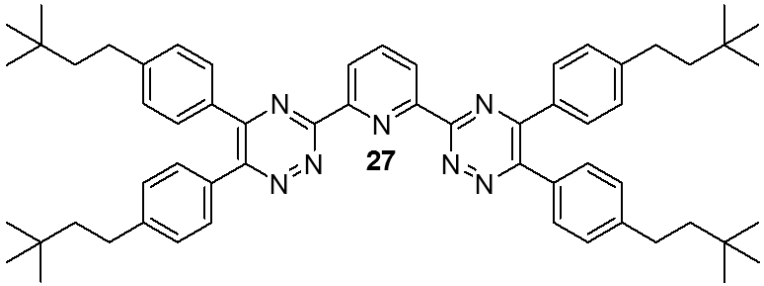

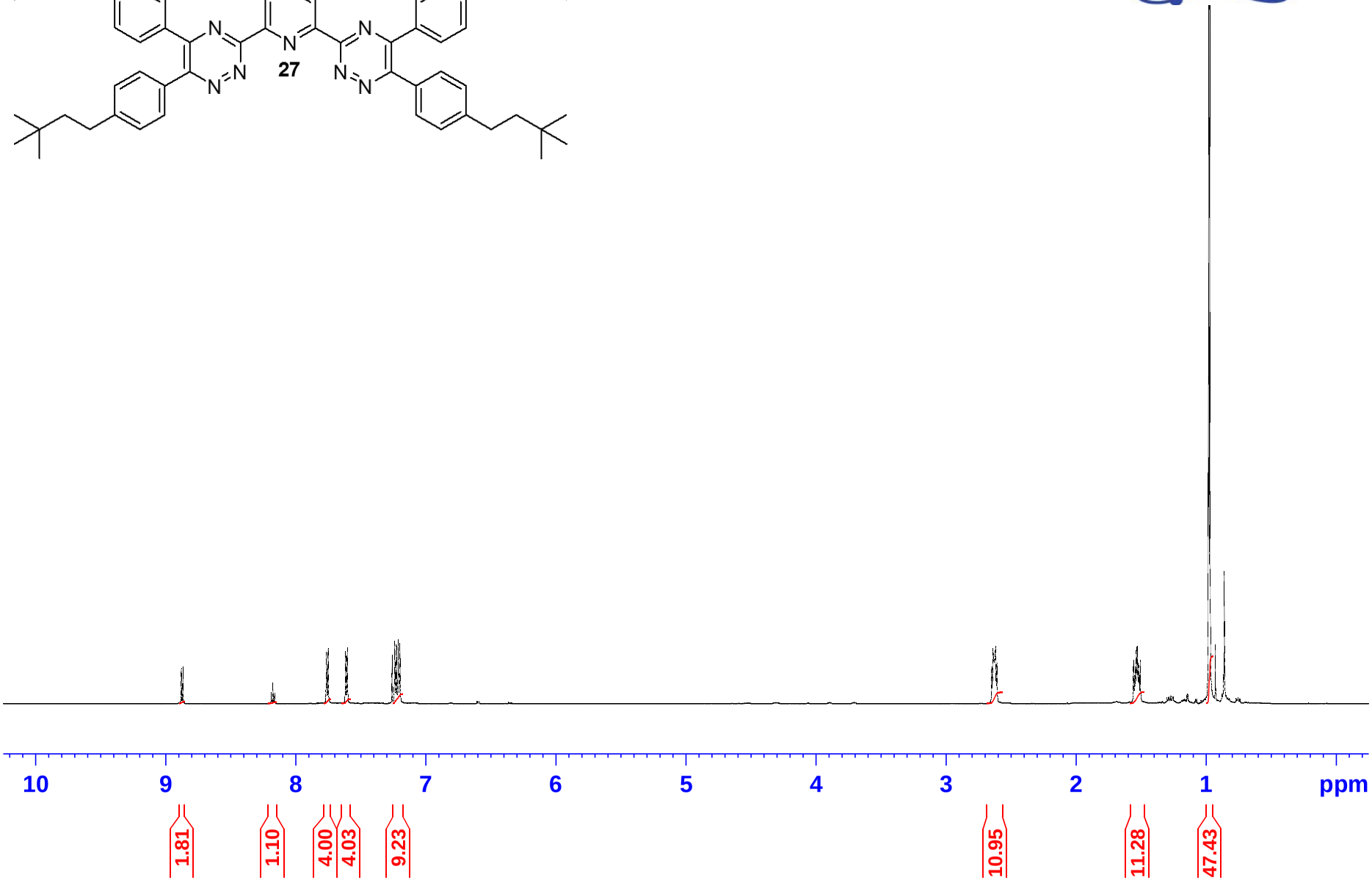

AVIII-601: 13C of ALC-C-74-4, Sample #14 in new CDCl3
AA_13CCPD.MV CDCl3 /opt/av601/nmrsu/data nmrsu {2 E2 - 250}

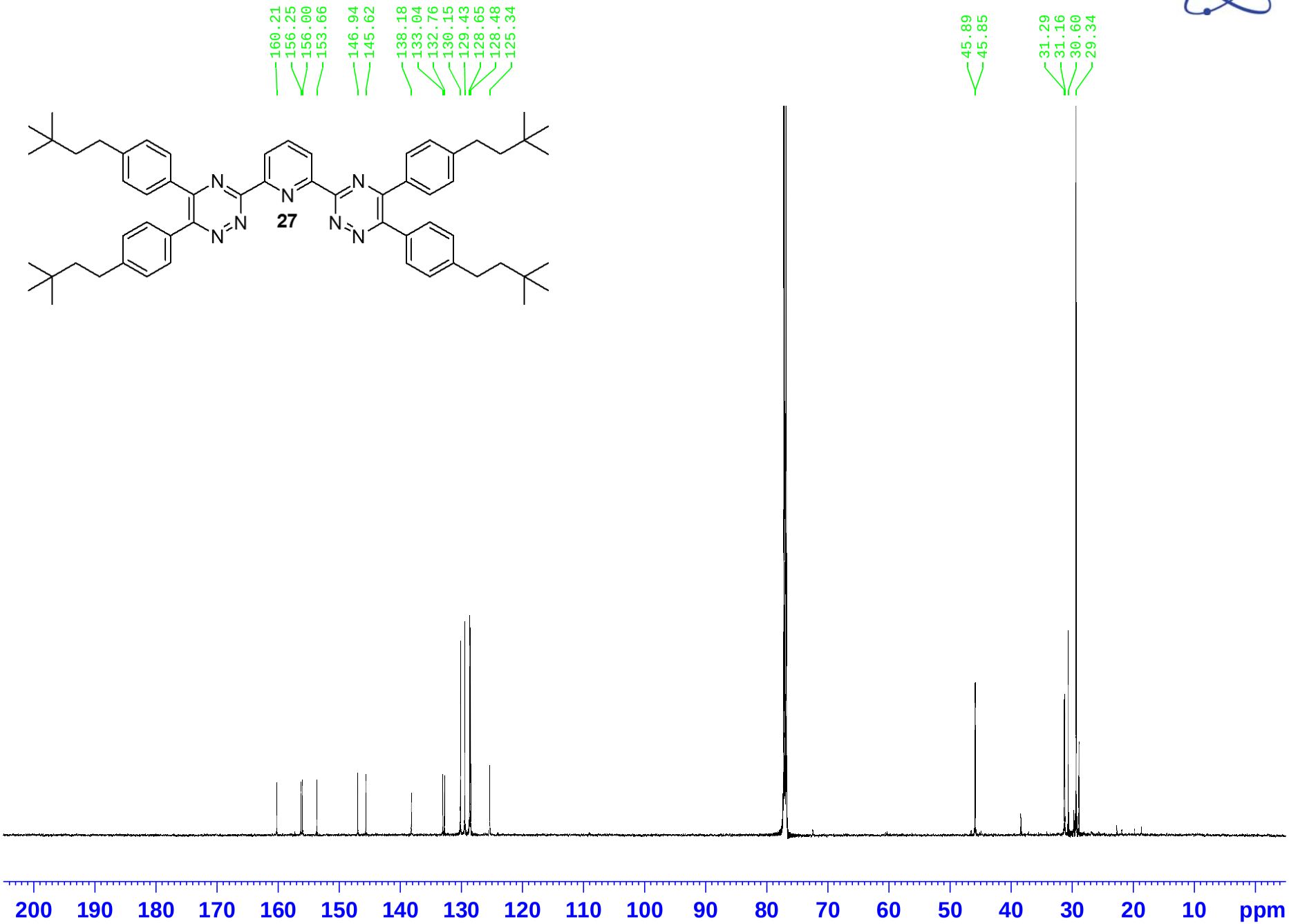

AVIII-601: 1H of C-58-2, Sample #6 in new CDCl3
AA_PROTON.MV CDCl3 /opt/av601/nmrsu/data nmrsu {2 D6 - 242}

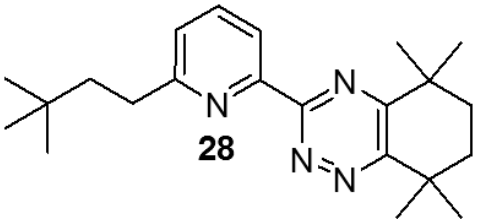

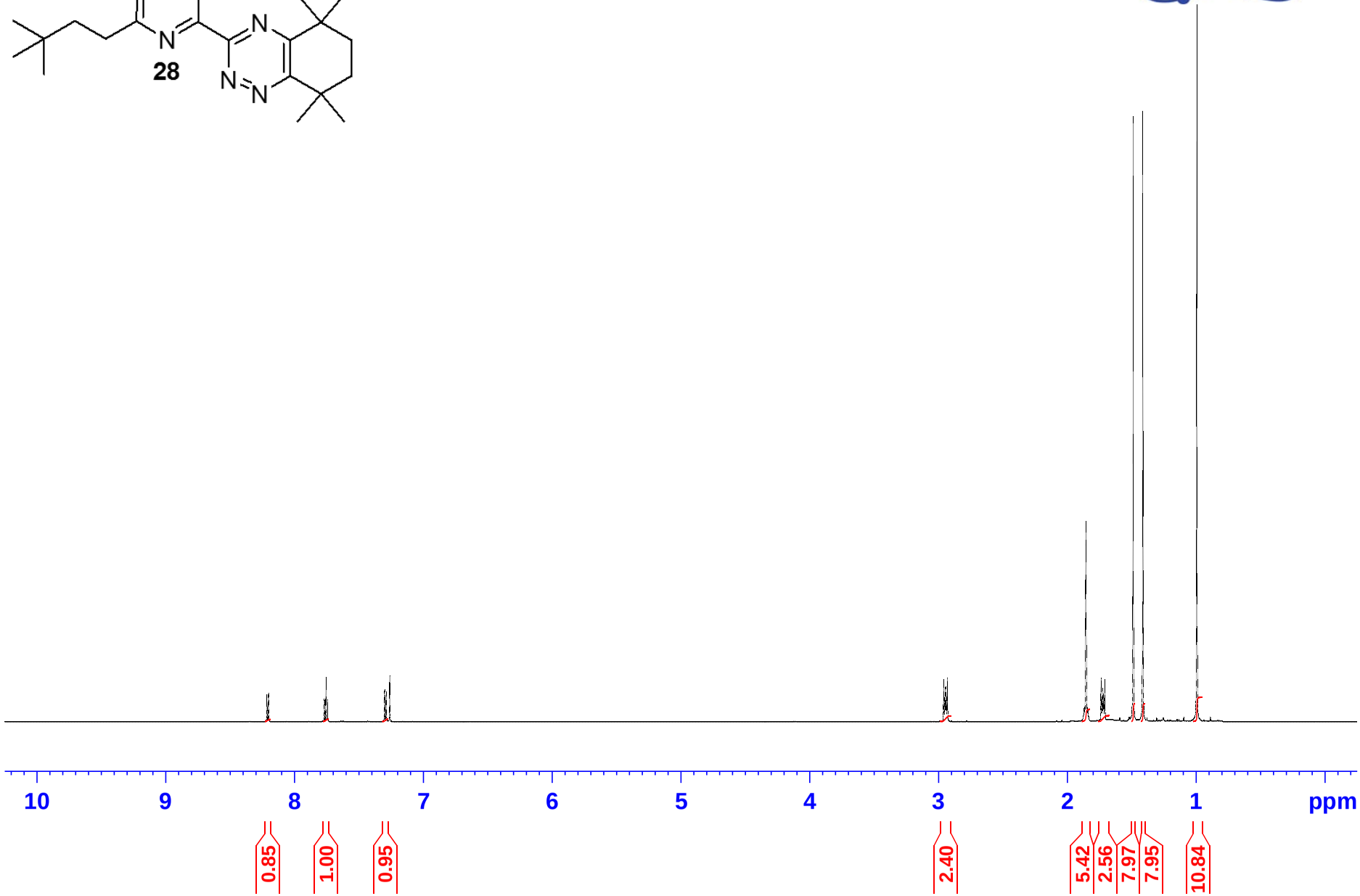

AVIII-601: 13C of C-58-2, Sample #6 in new CDCl3
AA_13CCPD.MV CDCl3 /opt/av601/nmrsu/data nmrsu {2 D6 - 242}

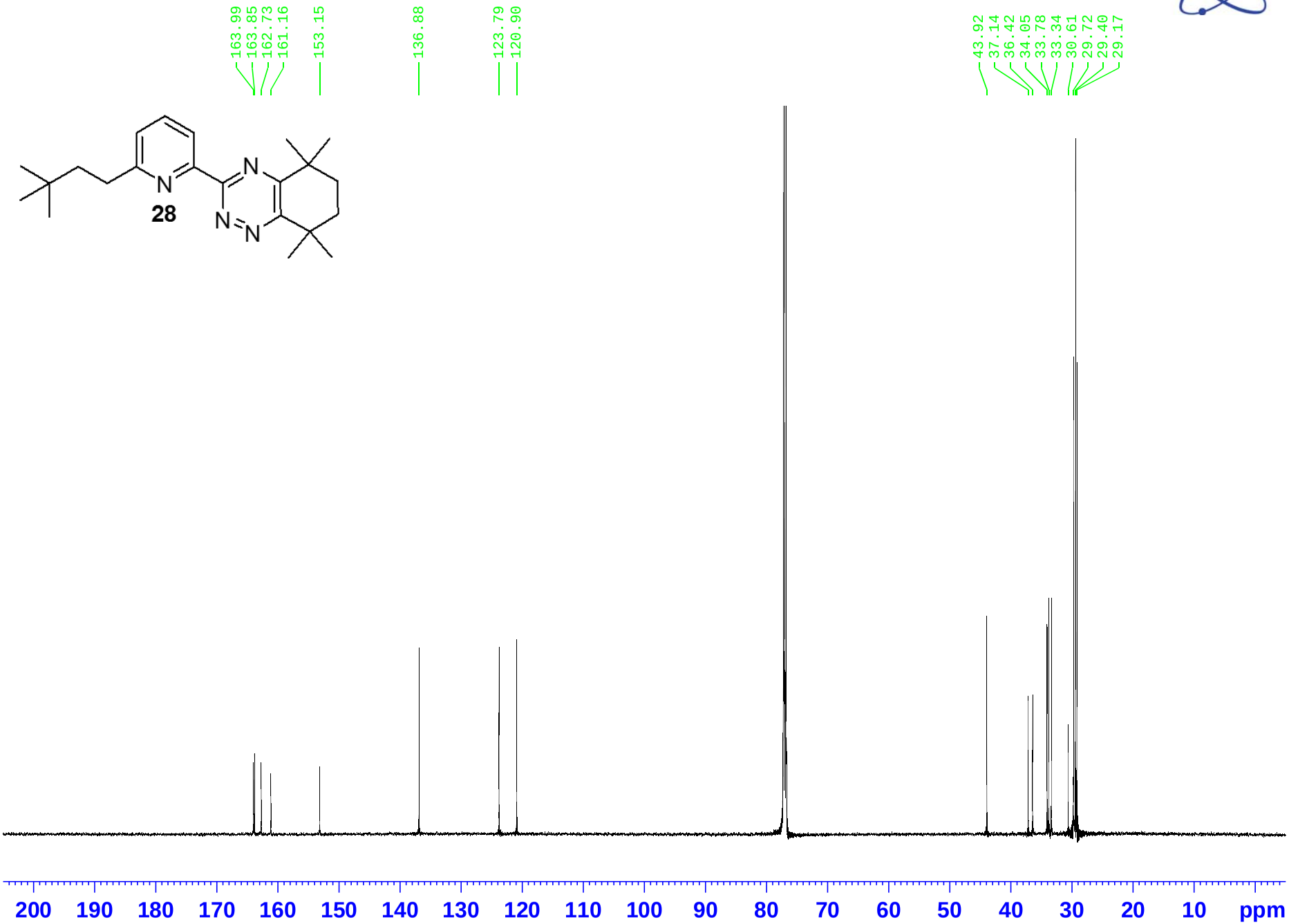

AVIII-502, CPQCI: 1H, of ALC-B-280(2), CDCl3, 5mm, 298K
proton CDCl3 /opt/av502/service/data service {2 B9 - 221}

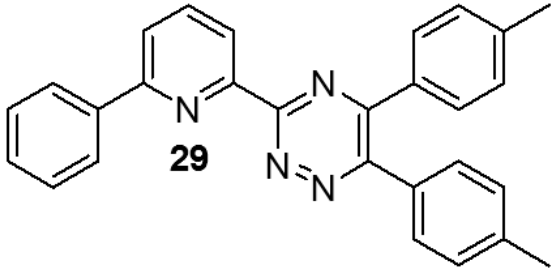

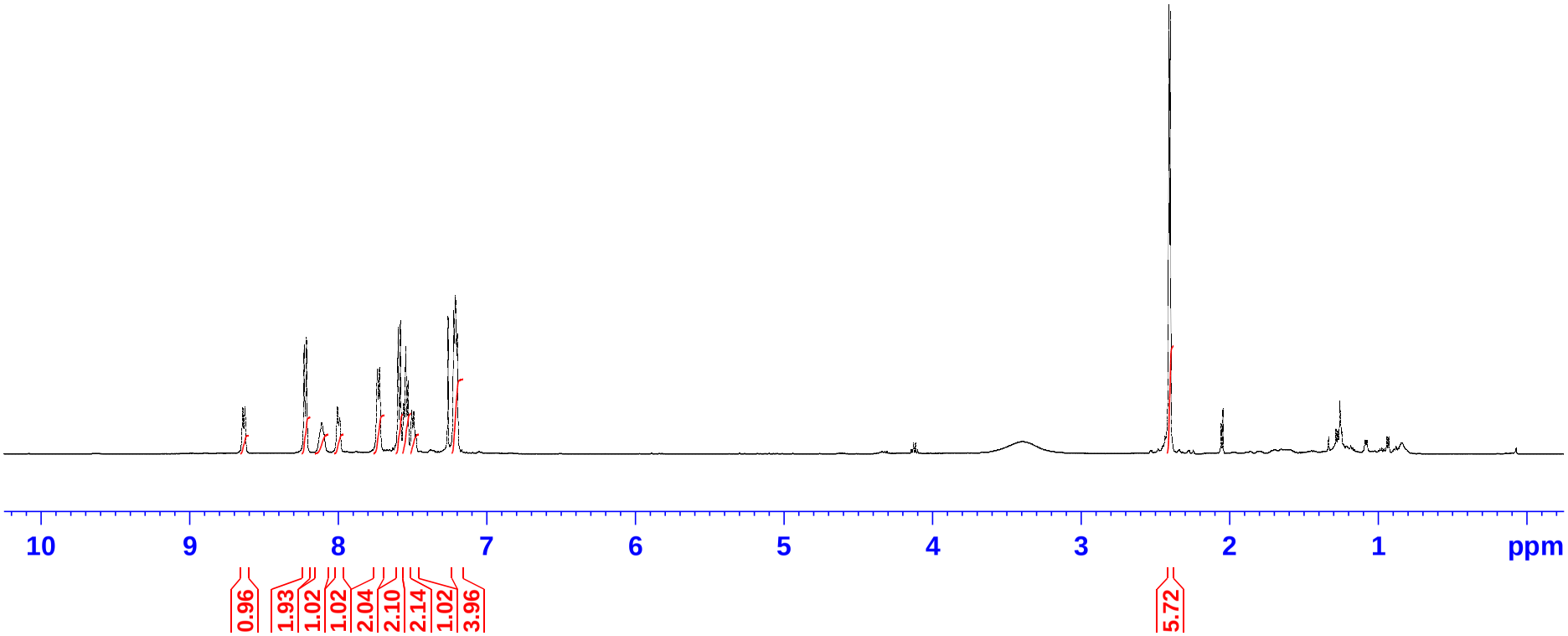

AVIII-601, CPQCI: 13C, of ALC-B280(2), CDCl3, 5mm, 298K
AA_13CCPD.MV CDCl3 /opt/av601/service/data service {2 B9 - 221}

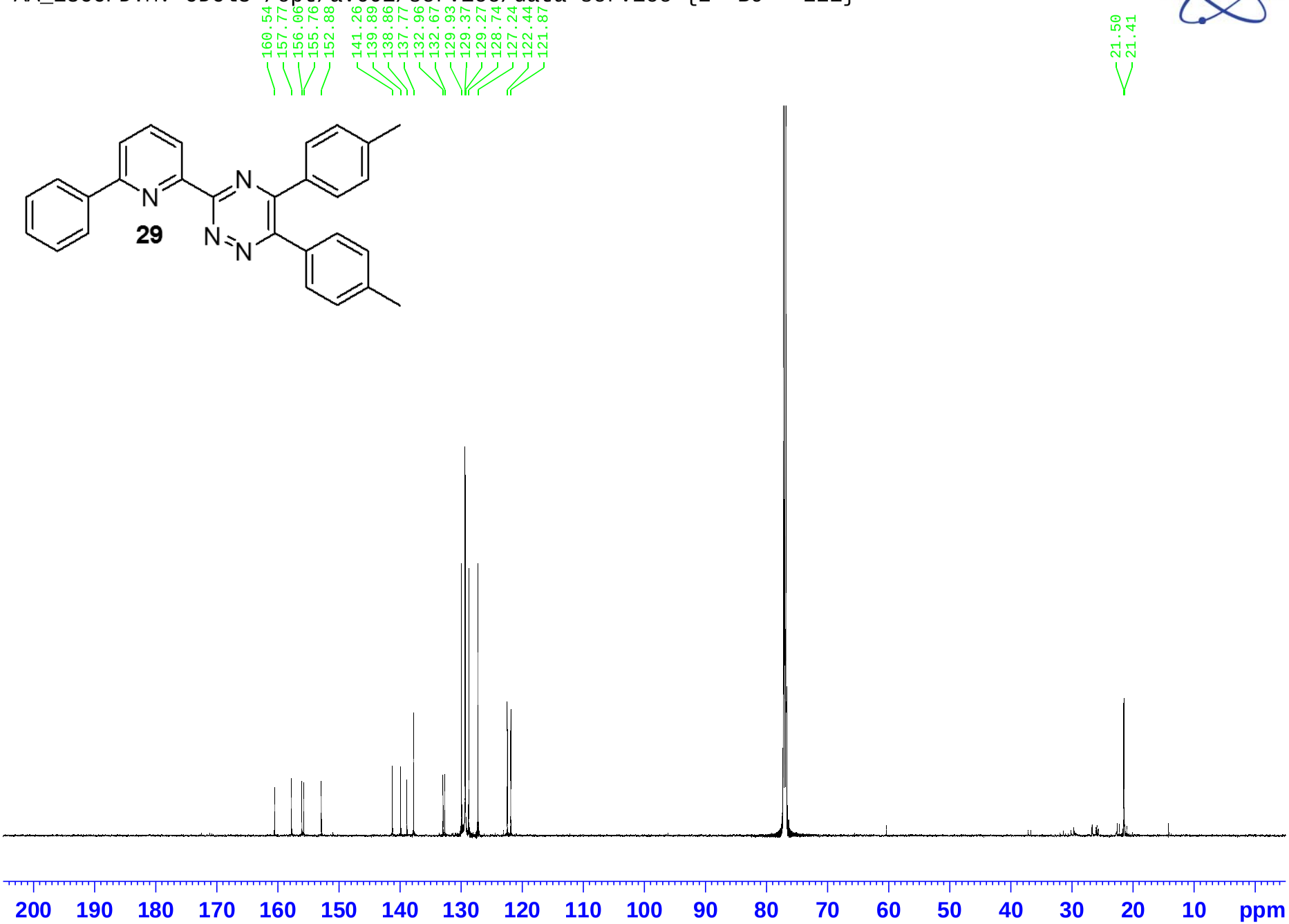

AVIII-502, CPQCI: 1H, of ALC-B244(2), CDCl3, 5mm, 298K
proton CDCl3 /opt/av502/service/data service {2 B3 - 215}

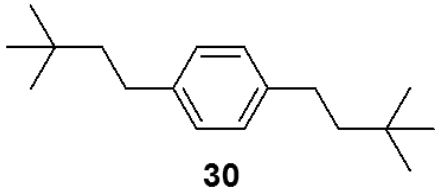

30

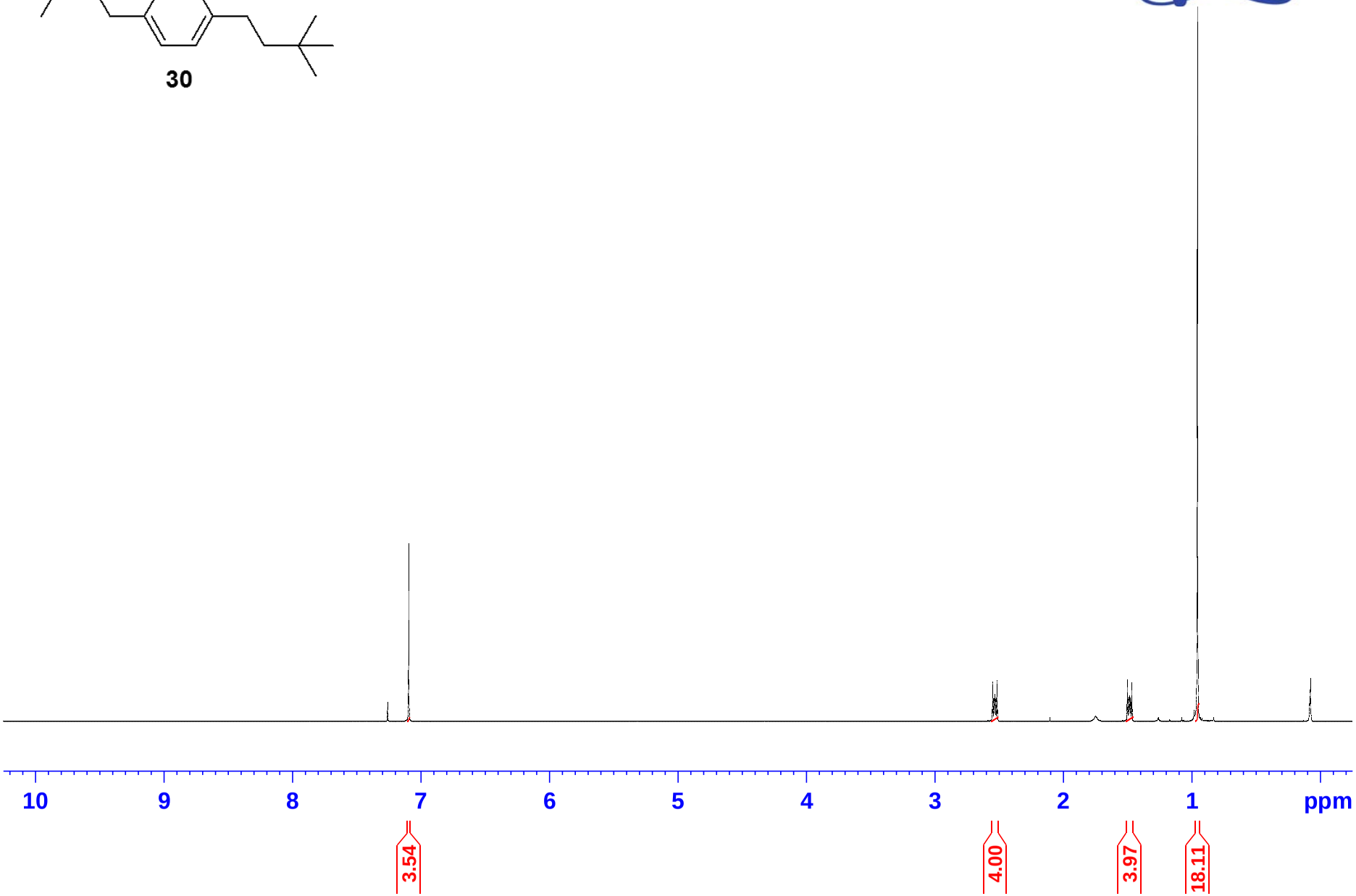

AVIII-502, CPQCI: 13C, of ALC-B244(2), CDCl3, 5mm, 298K
carbon CDCl3 /opt/av502/service/data service {2 B3 - 215}

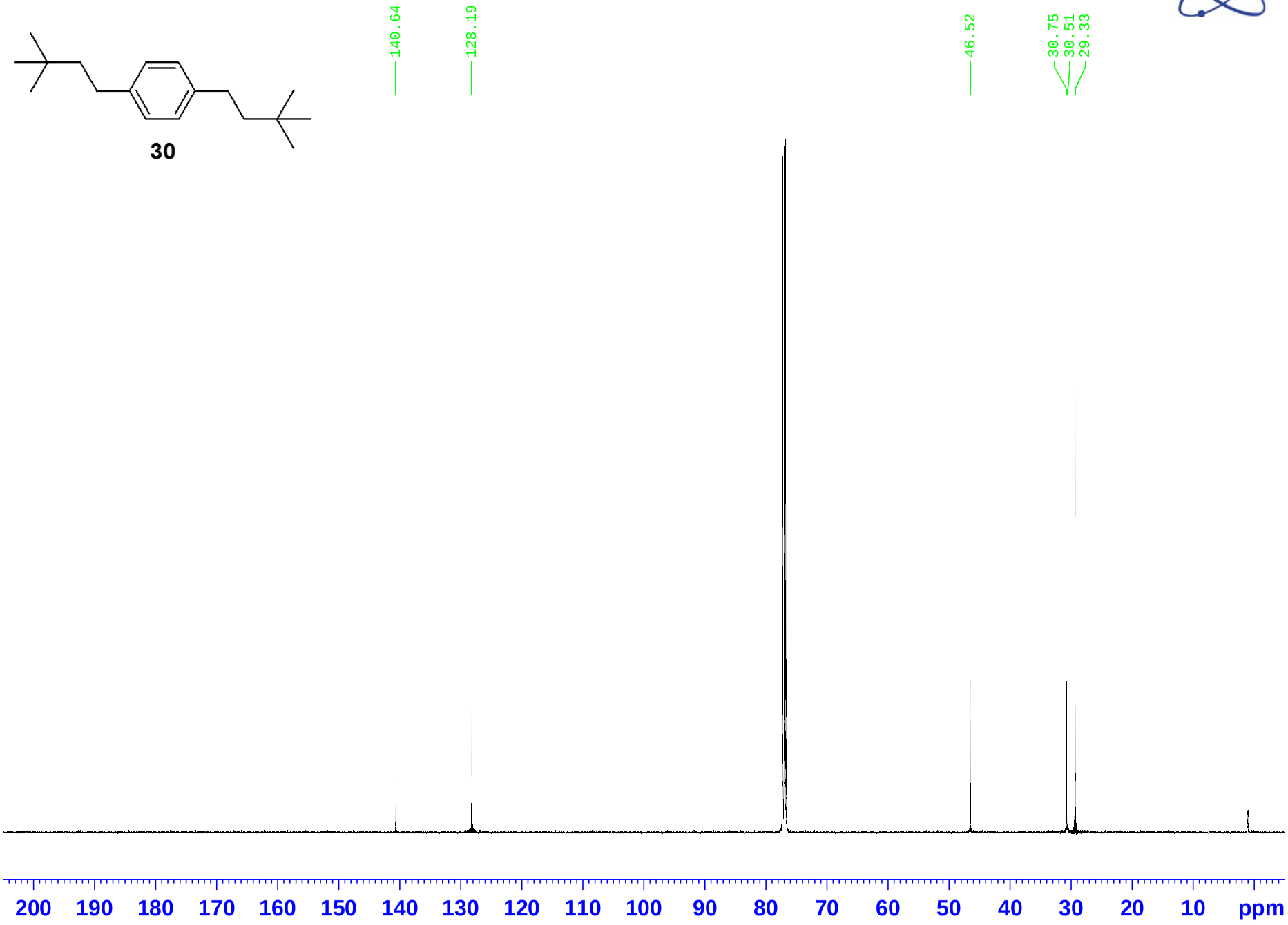

AVIII-502, CPQCI: 1H, of ALC-B-12(2), CDCl3, 5mm, 298K
proton CDCl3 /opt/av502/service/data service {2 B5 - 217}

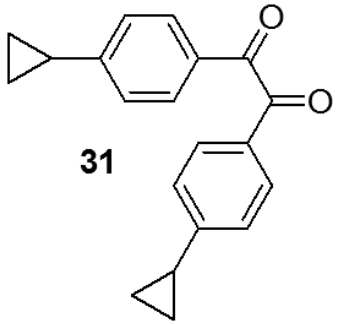

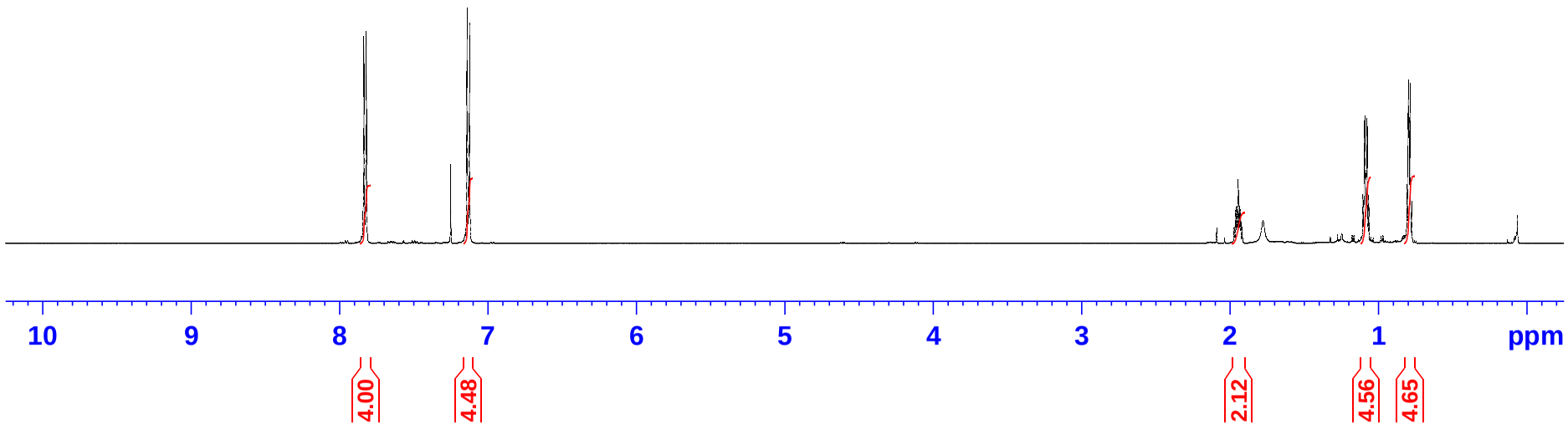

AVIII-502, CPQCI: 13C, of ALC-B12(2), CDCl3, 5mm, 298K
carbon CDCl3 /opt/av502/service/data service {2 B5 - 217}

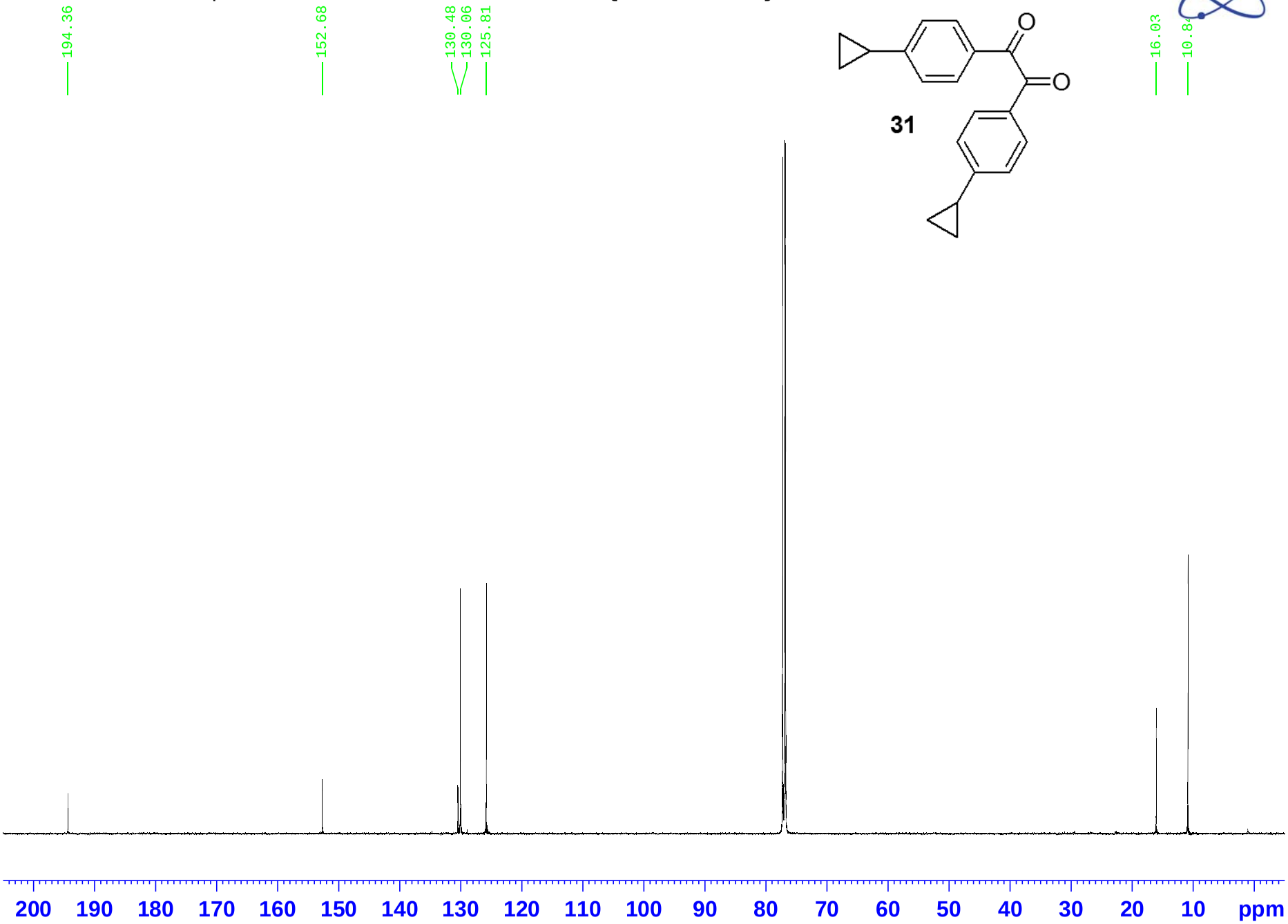

AVIII-502, CPQCI: 1H, of ALC-B272(2), CDCl3, 5mm, 298K
proton CDCl3 /opt/av502/service/data service {2 B4 - 216}

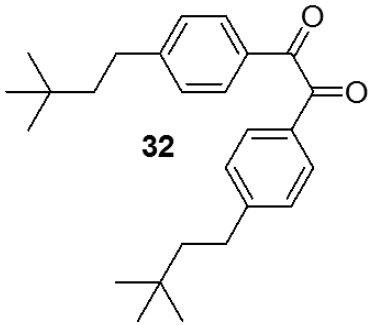

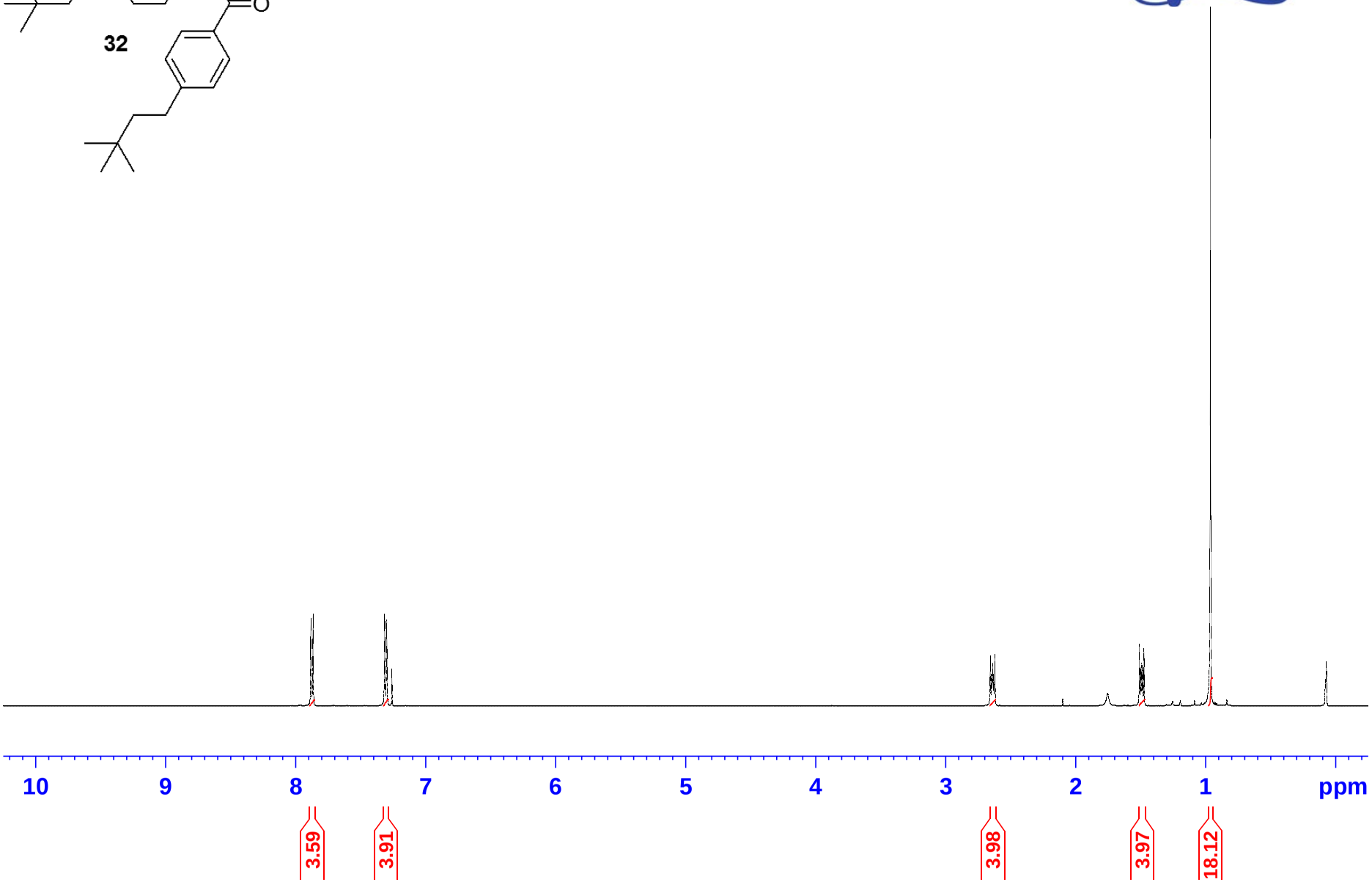

AVIII-502, CPQCI: 13C, of ALC-B272(2), CDCl3, 5mm, 298K
carbon CDCl3 /opt/av502/service/data service {2 B4 - 216}

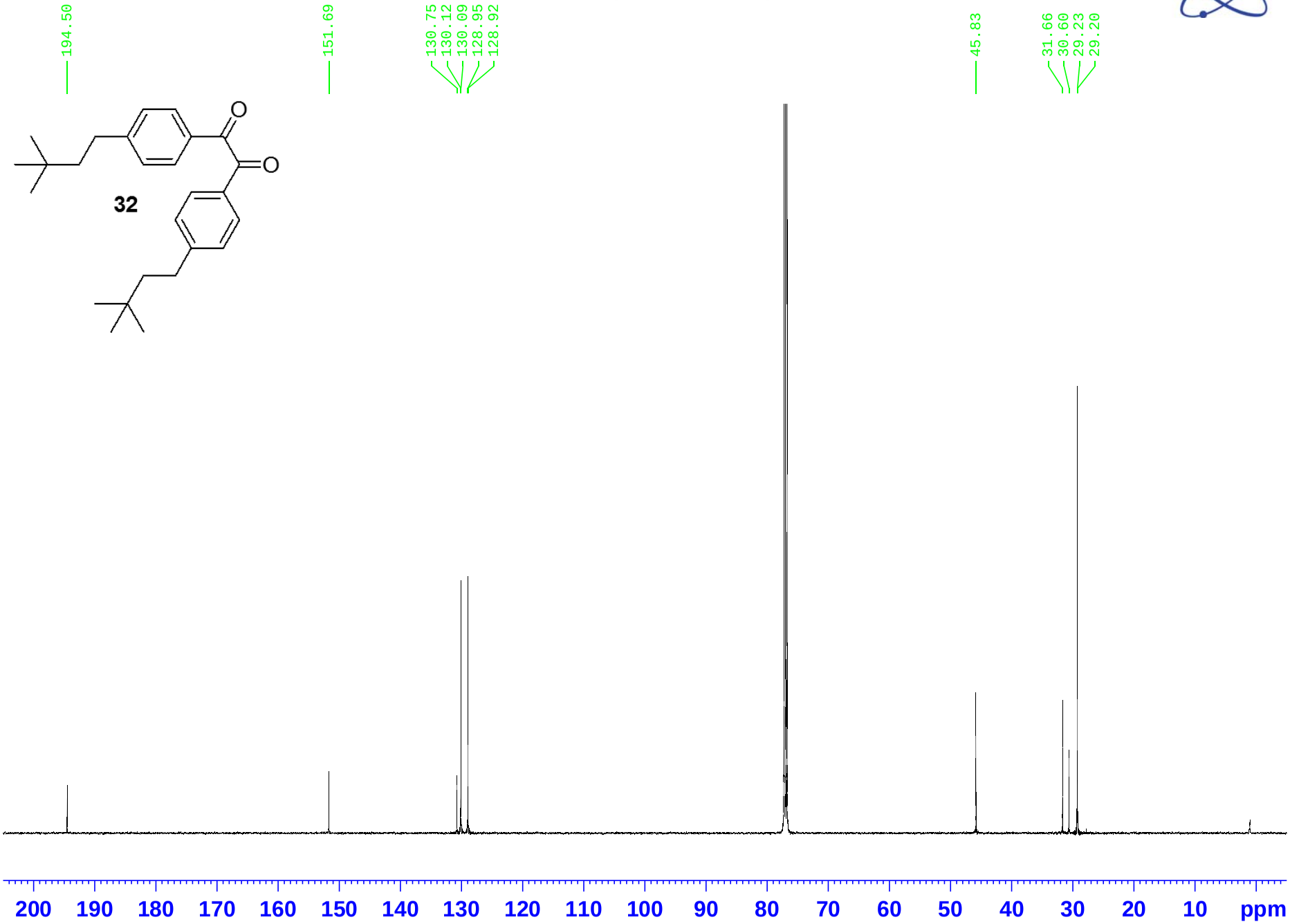

AVIII-601: 1H of Hydrazonamide, Sample #7 in DMSO-d6
AA_PROTON.MV DMSO /opt/av601/nmrsu/data nmrsu {2 D7 - 243}

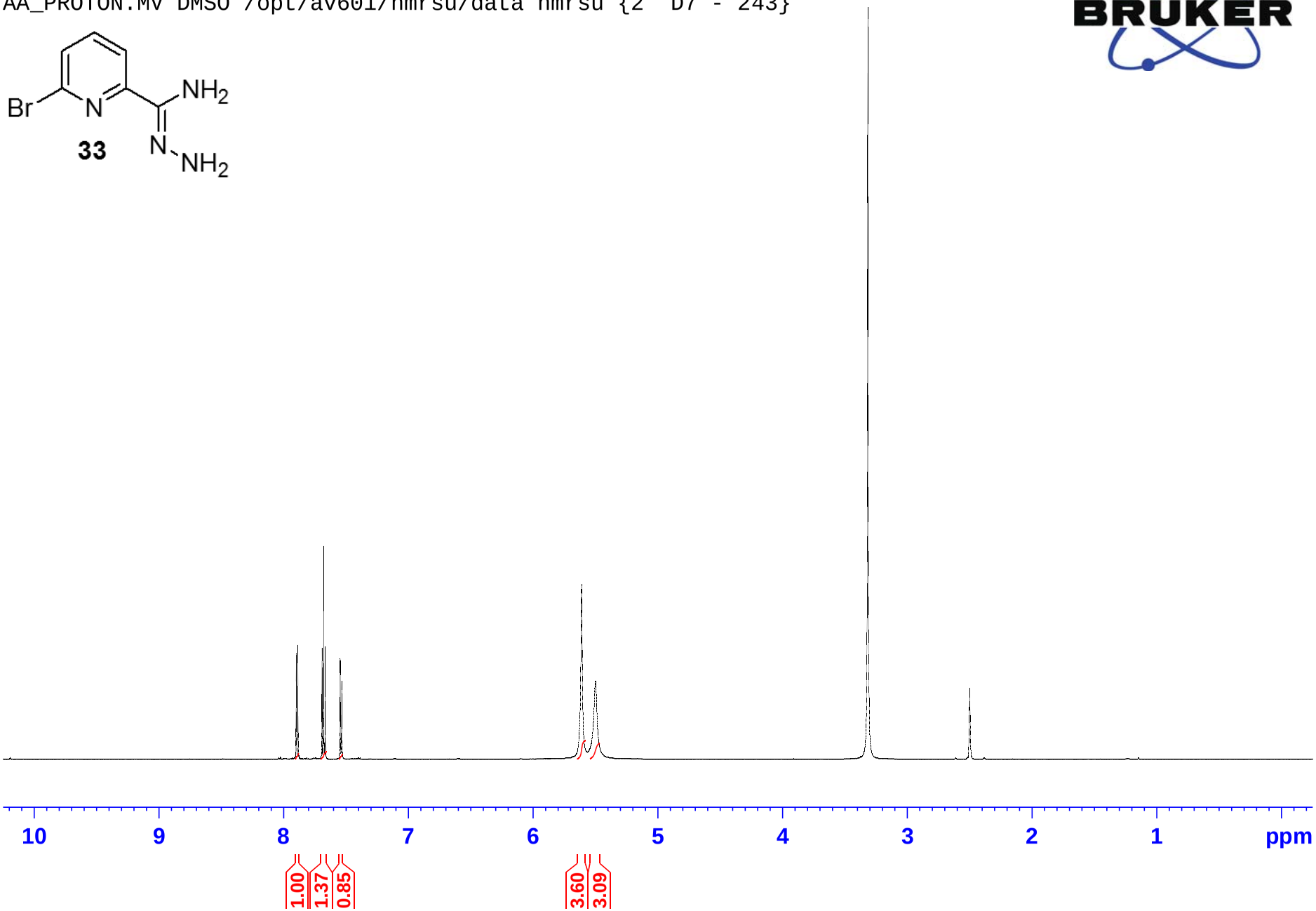

AVIII-601: 13C of Hydrazonamide, Sample #7 in DMSO-d6
AA_13CCPD.MV DMSO /opt/av601/nmrsu/data nmrsu {2 D7 - 243}

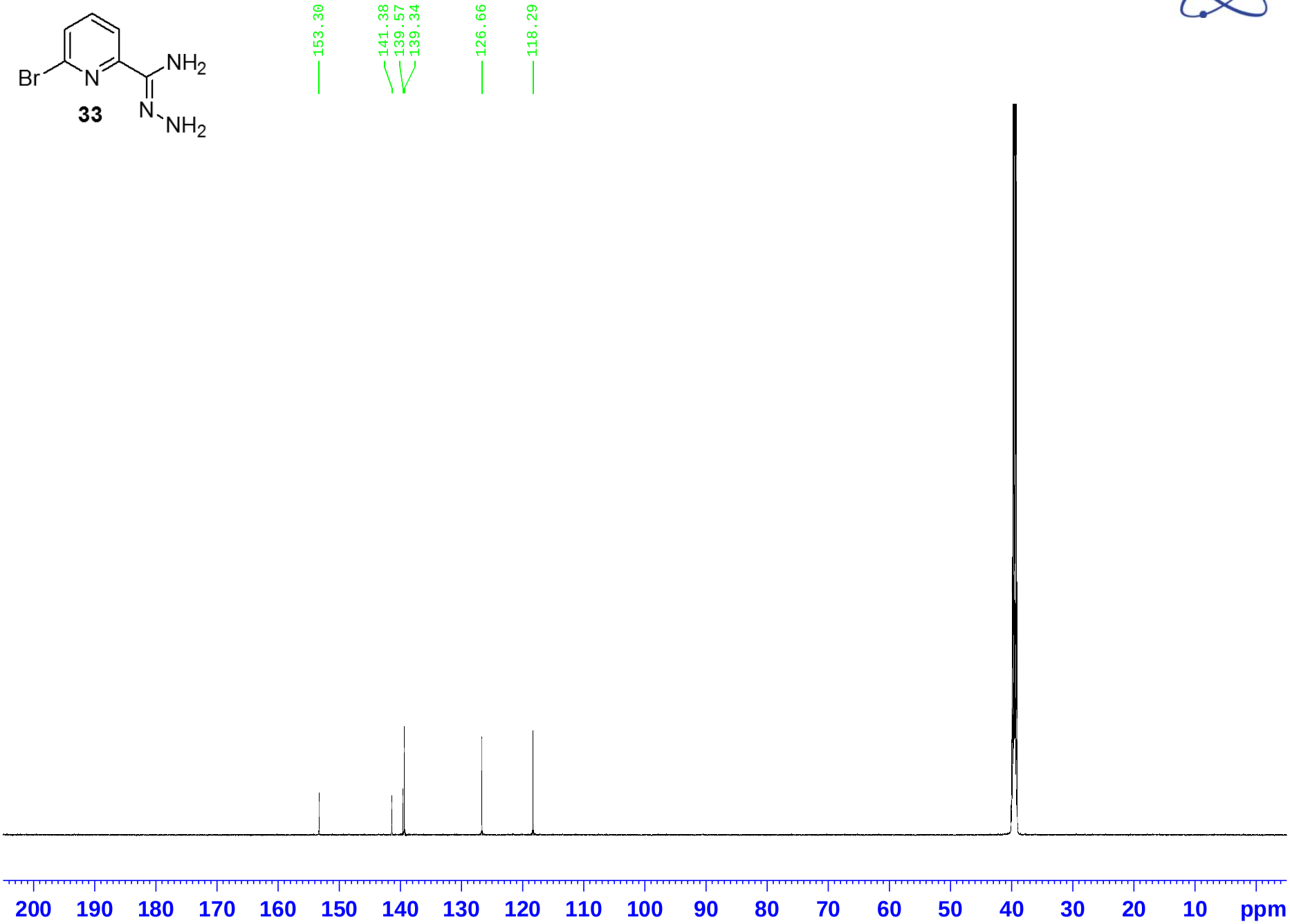

AVIII-601: 1H of BR-MTP-Me4, Sample #8 in new CDCl3
AA_PROTON.MV CDCl3 /opt/av601/nmrsu/data nmrsu {2 D8 - 244}

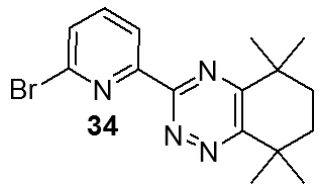

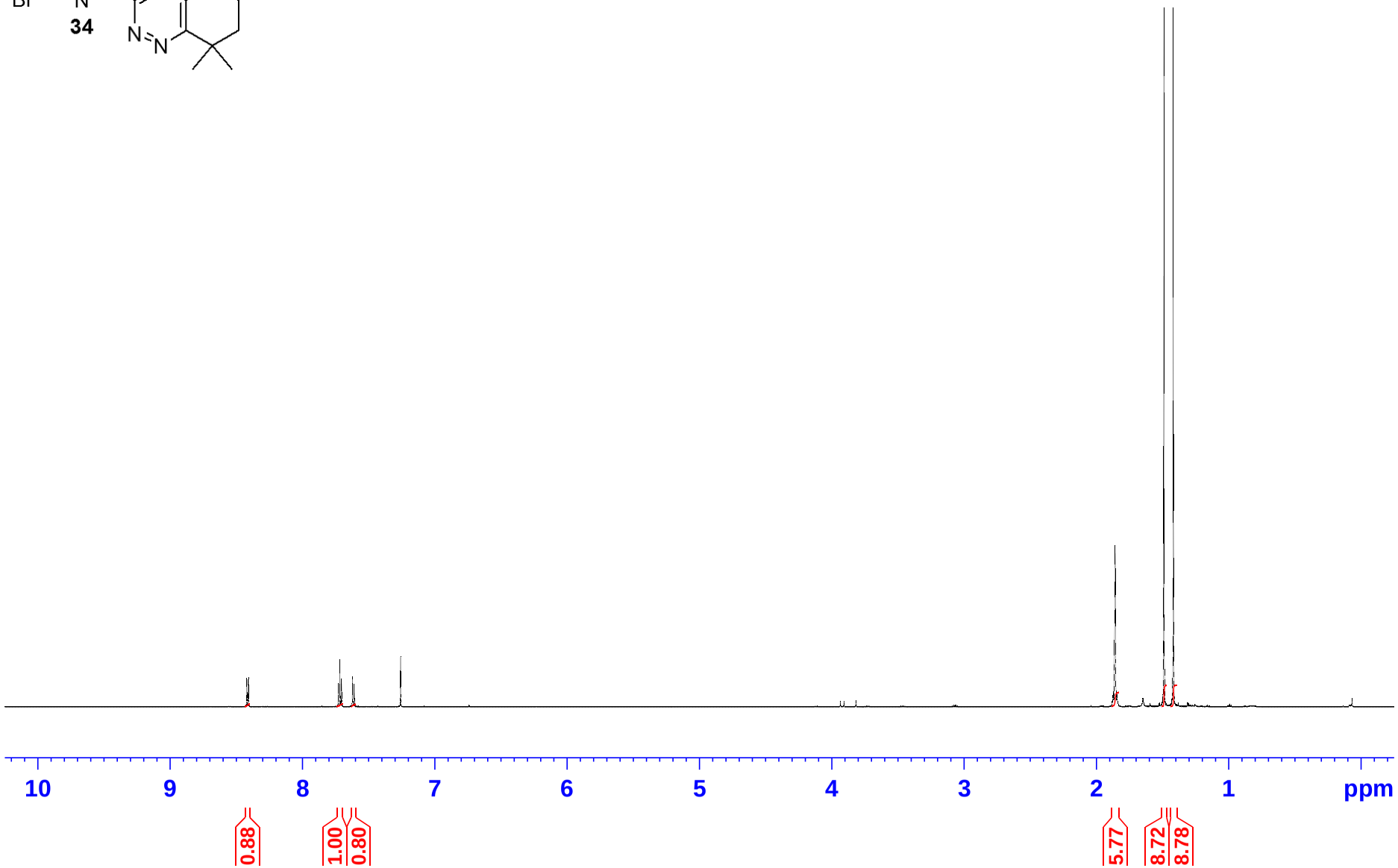

AVIII-601: 13C of ALC-C-120-6-2, Sample #8 in new CDCl3
AA_13CCPD.MV CDCl3 /opt/av601/nmrsu/data nmrsu {2 D8 - 244}

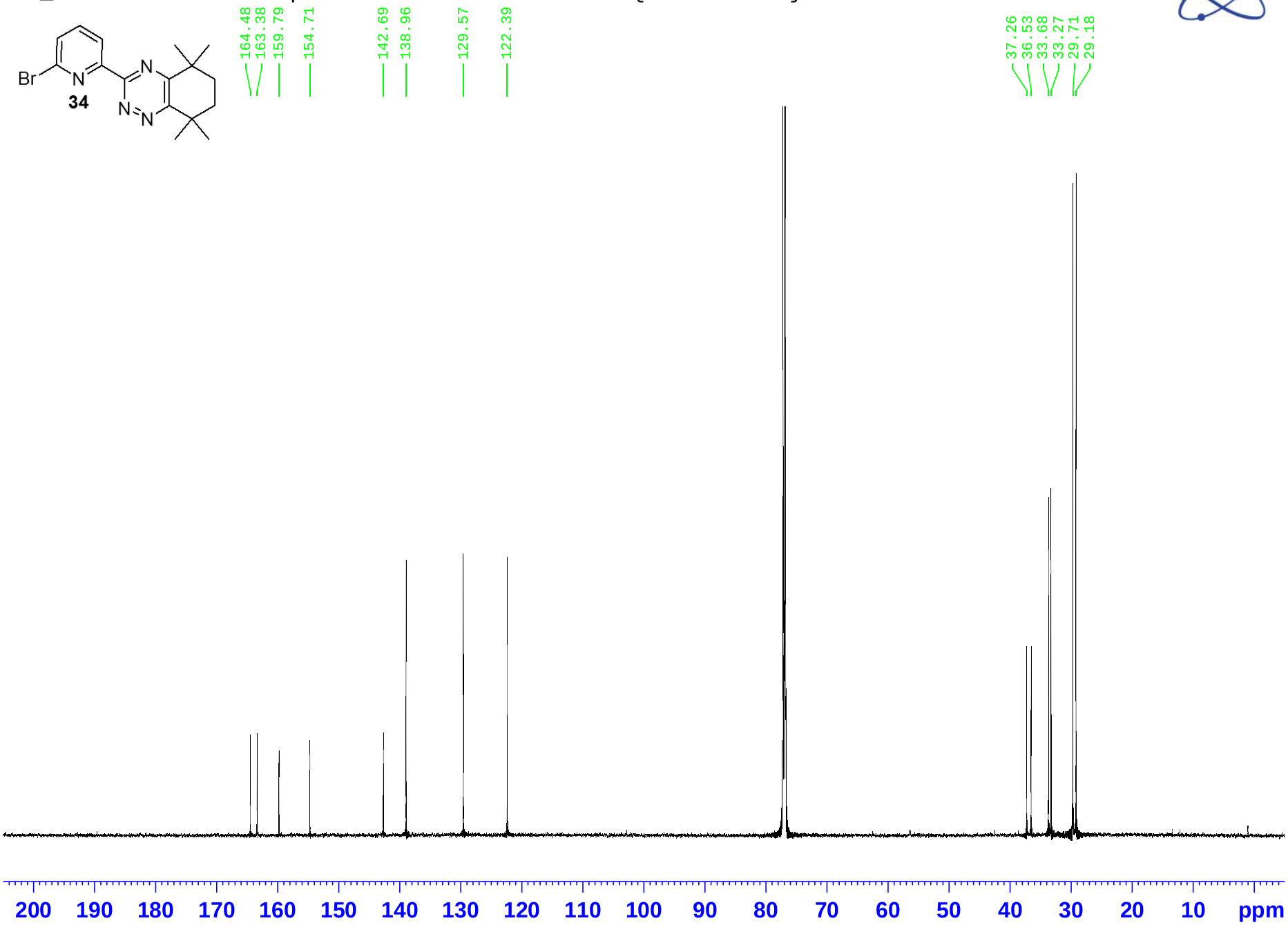

AVIII-601: 1H of BR-MTP-Ph2, Sample #9 in new CDCl3
AA_PROTON.MV CDCl3 /opt/av601/nmrsu/data nmrsu {2 D9 - 245}

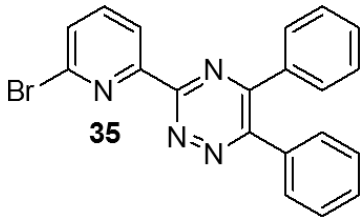

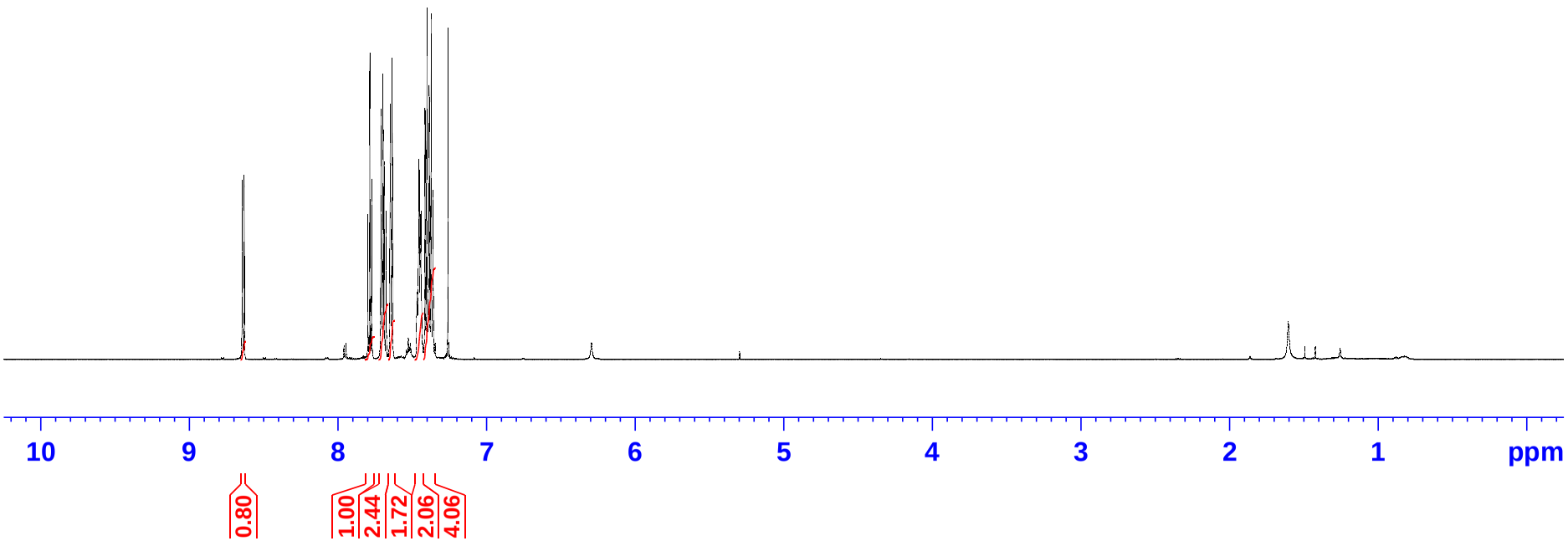

AVIII-601: 13C of ALC-B-120-2, Sample #9 in new CDCl3
AA_13CCPD.MV CDCl3 /opt/av601/nmrsu/data nmrsu {2 D9 - 245}

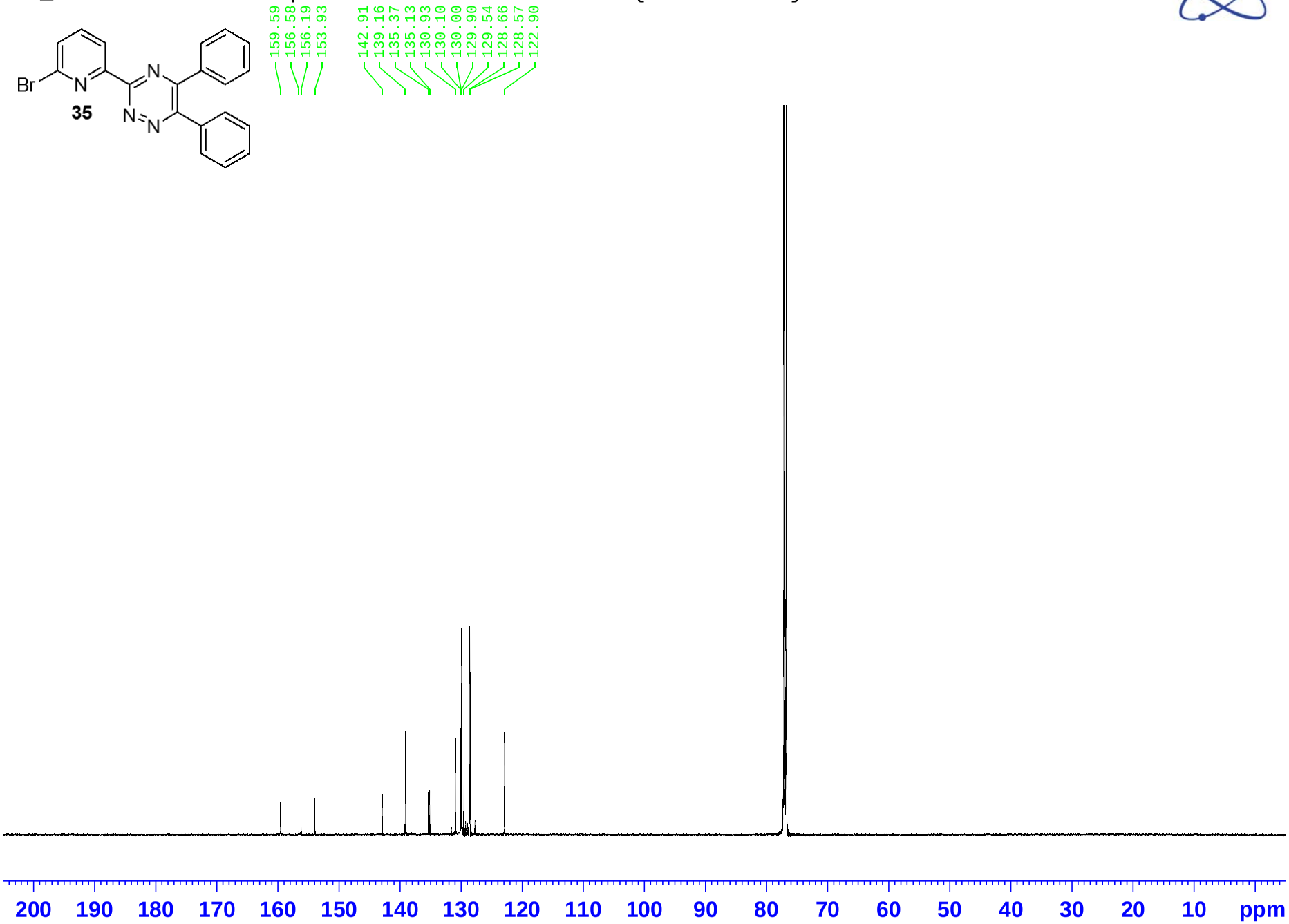

AVIII-601: 1H of Br-MTP-Me2, Sample #10 in new CDCl3
AA_PROTON.MV CDCl3 /opt/av601/nmrsu/data nmrsu {2 D10 - 246}

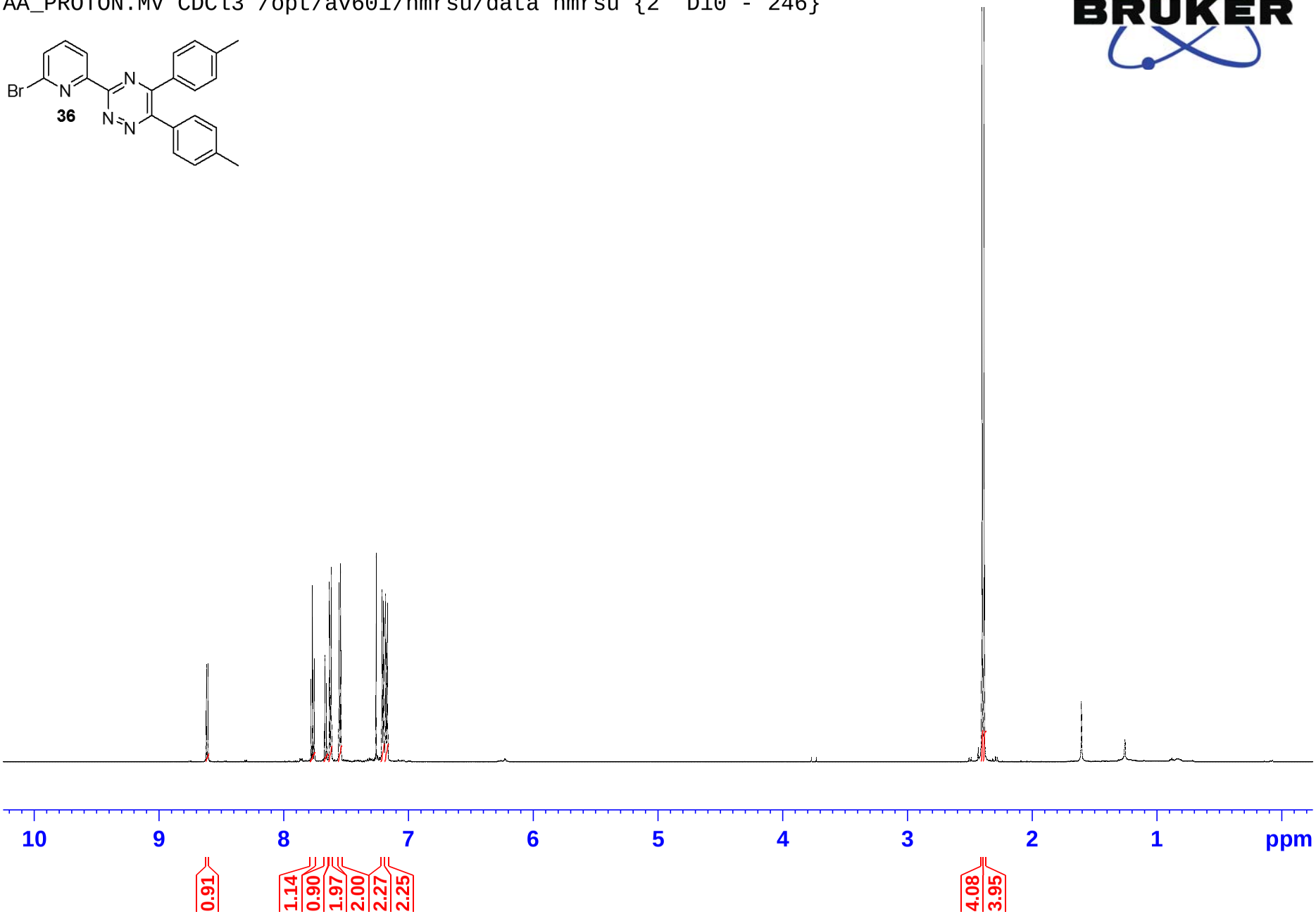

AVIII-601: 13C of ALC-B-120-3-2, Sample #10 in new CDCl3
AA_13CCPD.MV CDCl3 /opt/av601/nmrsu/data nmrsu {2 D10 - 246}

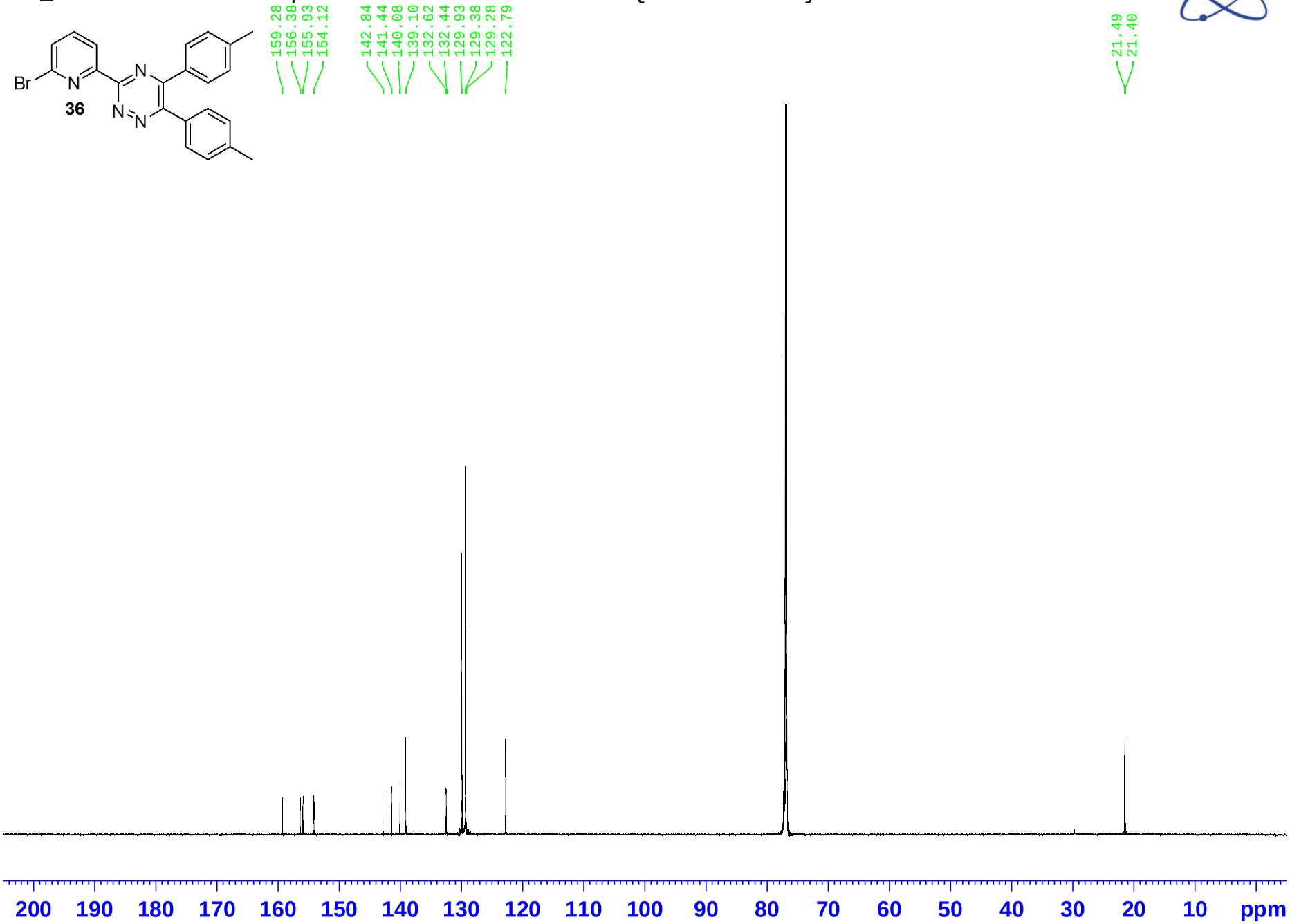

AVIII-601: 1H of ALC-B-74-3, Sample #13 in new CDCl3
AA_PROTON.MV CDCl3 /opt/av601/nmrsu/data nmrsu {2 E1 - 249}

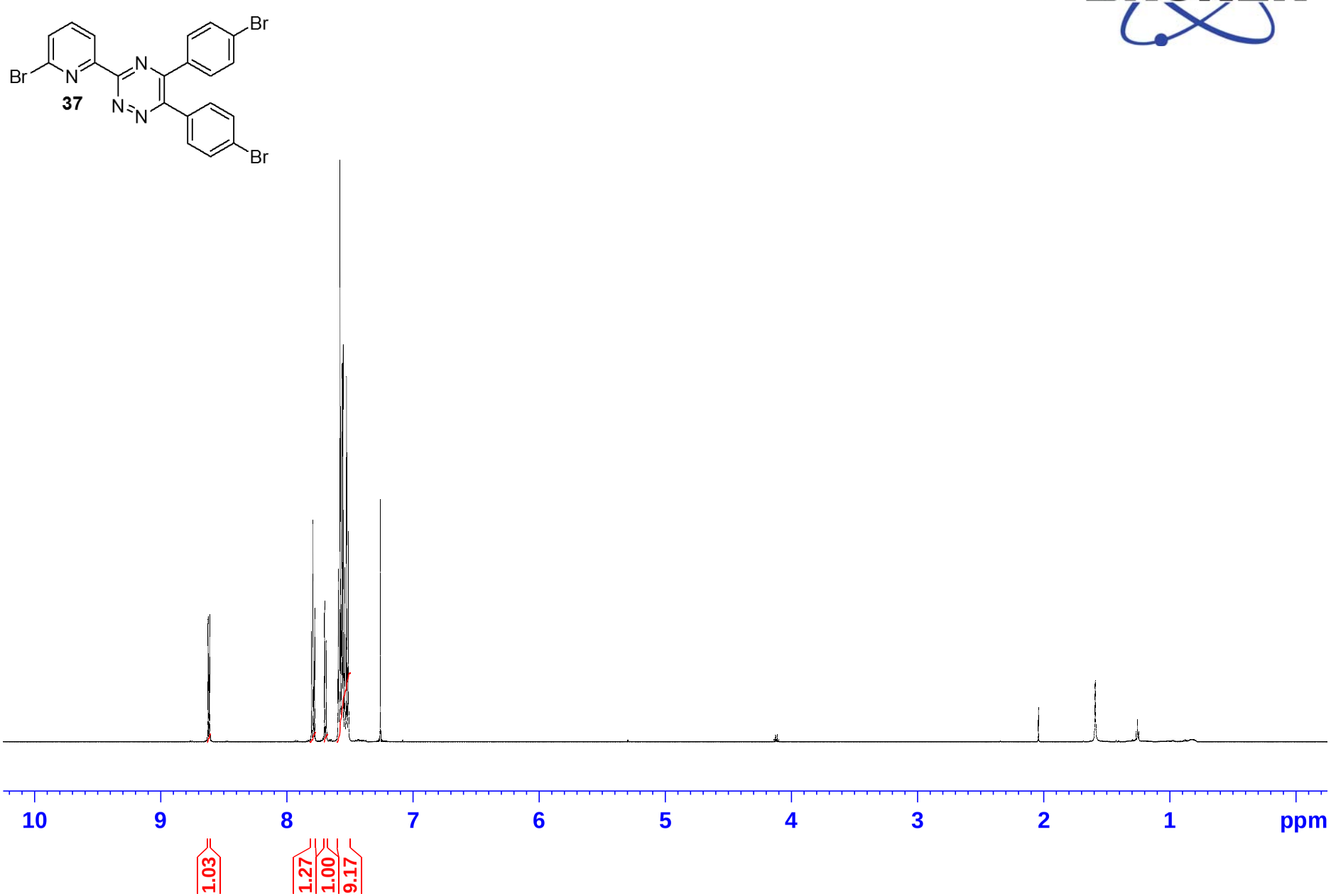

AVIII-601: 13C of ALC-B-74-3, Sample #13 in new CDCl3
AA_13CCPD.MV CDCl3 /opt/av601/nmrsu/data nmrsu {2 E1 - 249}

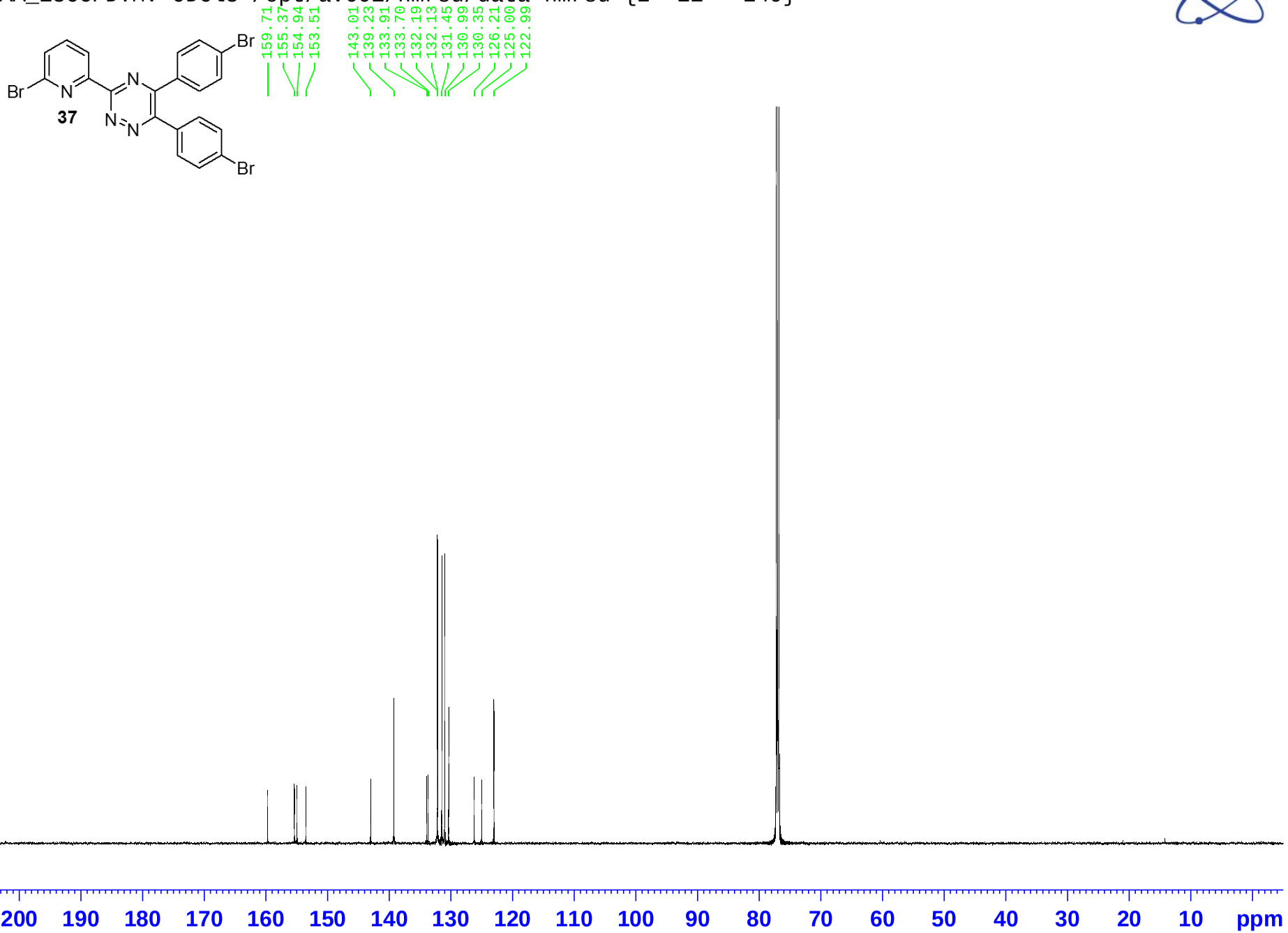

Compound [6]

Sample: ALC-B-188 | **Rf 200** | **Wednesday 09 September 2015 02:03PM**

4x Column: 2
RediSep Column: Silica 4g
Flow Rate: 18 ml/min
Equilibration Volume: 33.6 ml
Initial Waste: 0.0 ml
Air Purge: 10.0 min
Solvent: A1 hexane
Solvent: B1 ethyl acetate

Peak Tube Volume: Max.
Non-Peak Tube Volume: Max.
Loading Type: Solid
Wavelength 1 (red): 254nm
Peak Width: 30 sec
Threshold: 0.20 AU
Wavelength 2 (purple): 280nm

All Wavelength (orange): 200nm - 360nm
Peak Width: 30 sec
Threshold: 0.20 AU

Run Notes:

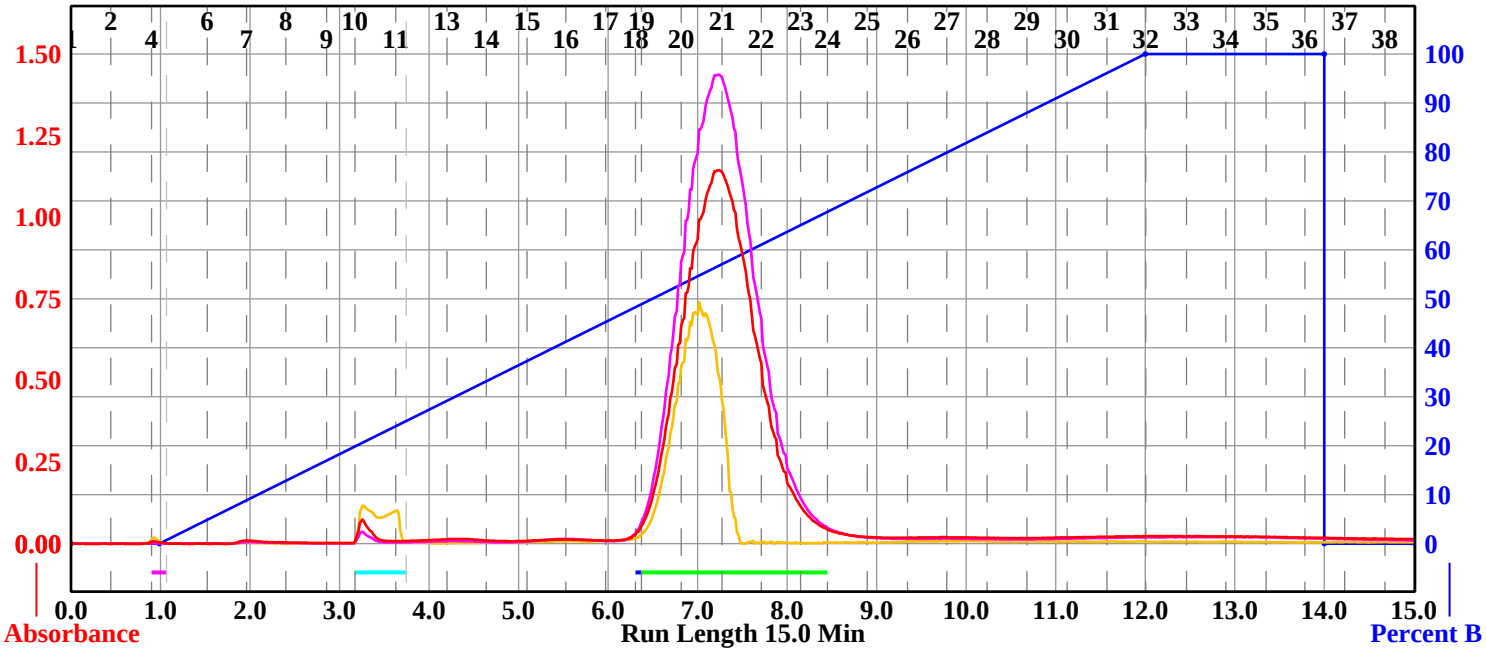

Rack A

108	107	106	105	104	103
97	98	99	100	101	102
96	95	94	93	92	91
85	86	87	88	89	90
84	83	82	81	80	79
73	74	75	76	77	78
72	71	70	69	68	67
61	62	63	64	65	66
60	59	58	57	56	55
49	50	51	52	53	54
48	47	46	45	44	43
37	38	39	40	41	42
36	35	34	33	32	31
25	26	27	28	29	30
24	23	22	21	20	19
13	14	15	16	17	18
12	11	10	9	8	7
1	2	3	4	5	6

13 mm x 100 mm Tubes

Peak #	Start Tube	End Tube
1	A:4	A:4
2	A:10	A:11
3	A:18	A:18
4	A:19	A:23

Duration	%B	Solvent A	Solvent B
0.0	0.0	A1 hexane	B1 ethyl acetate
1.0	0.0	A1 hexane	B1 ethyl acetate
11.0	100.0	A1 hexane	B1 ethyl acetate
2.0	100.0	A1 hexane	B1 ethyl acetate
0.0	0.0	A1 hexane	B1 ethyl acetate
1.0	0.0	A1 hexane	B1 ethyl acetate

Compound [11]

Sample: ALC-B-216-2 | **Rf 200** | **Thursday 17 September 2015 01:09PM**

4x Column: 3
RediSep Column: Silica 4g
Flow Rate: 18 ml/min
Equilibration Volume: 33.6 ml
Initial Waste: 0.0 ml
Air Purge: 10.0 min
Solvent: A1 hexane
Solvent: B1 ethyl acetate

Peak Tube Volume: Max.
Non-Peak Tube Volume: Max.
Loading Type: Solid
Wavelength 1 (red): 254nm
Peak Width: 30 sec
Threshold: 0.20 AU
Wavelength 2 (purple): 280nm

All Wavelength (orange): 200nm - 360nm
Peak Width: 30 sec
Threshold: 0.20 AU

Run Notes:

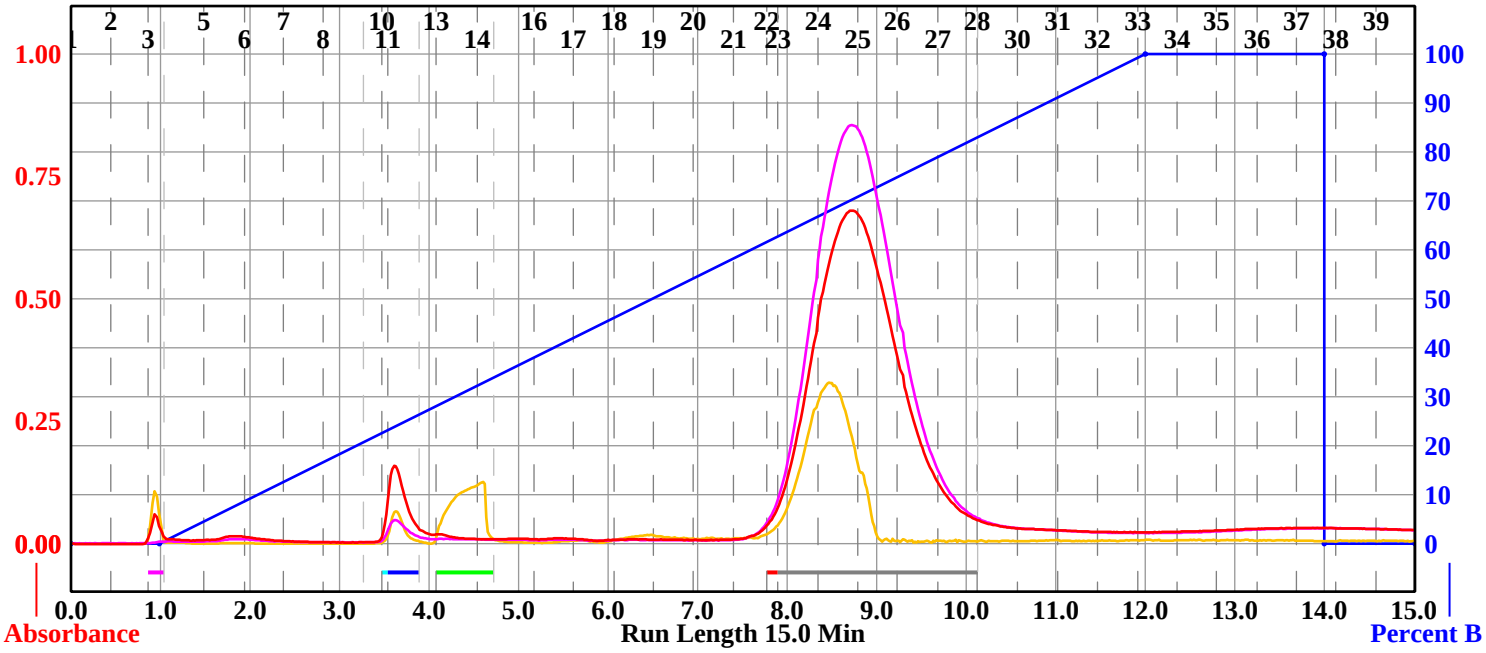

Rack A

108	107	106	105	104	103
97	98	99	100	101	102
96	95	94	93	92	91
85	86	87	88	89	90
84	83	82	81	80	79
73	74	75	76	77	78
72	71	70	69	68	67
61	62	63	64	65	66
60	59	58	57	56	55
49	50	51	52	53	54
48	47	46	45	44	43
37	38	39	40	41	42
36	35	34	33	32	31
25	26	27	28	29	30
24	23	22	21	20	19
13	14	15	16	17	18
12	11	10	9	8	7
1	2	3	4	5	6

13 mm x 100 mm Tubes

Peak #	Start Tube	End Tube
1	A:3	A:3
2	A:10	A:10
3	A:11	A:11
4	A:13	A:14
5	A:22	A:22
6	A:23	A:28

Duration	%B	Solvent A	Solvent B
0.0	0.0	A1 hexane	B1 ethyl acetate
1.0	0.0	A1 hexane	B1 ethyl acetate
11.0	100.0	A1 hexane	B1 ethyl acetate
2.0	100.0	A1 hexane	B1 ethyl acetate
0.0	0.0	A1 hexane	B1 ethyl acetate
1.0	0.0	A1 hexane	B1 ethyl acetate

Compound [12]

Sample: ALC-C-18 | **Rf 200** | **Thursday 08 October 2015 09:06AM**

4x Column: 2
RediSep Column: Silica 4g
Flow Rate: 18 ml/min
Equilibration Volume: 33.6 ml
Initial Waste: 0.0 ml
Air Purge: 10.0 min
Solvent: A1 hexane
Solvent: B1 ethyl acetate

Peak Tube Volume: Max.
Non-Peak Tube Volume: Max.
Loading Type: Solid
Wavelength 1 (red): 254nm
Peak Width: 30 sec
Threshold: 0.20 AU
Wavelength 2 (purple): 280nm

All Wavelength (orange): 200nm - 360nm
Peak Width: 30 sec
Threshold: 0.20 AU

Run Notes:

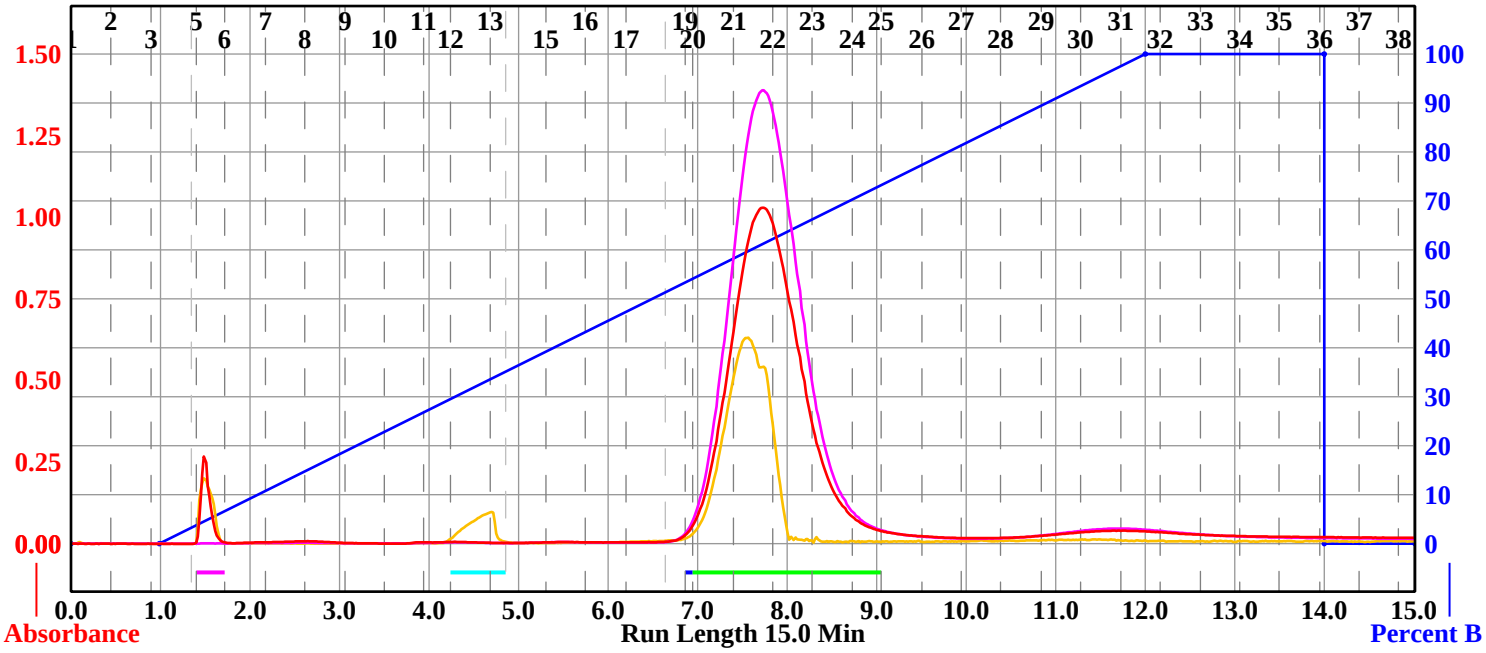

Rack A



13 mm x 100 mm Tubes

Peak #	Start Tube	End Tube
1	A:5	A:5
2	A:12	A:13
3	A:19	A:19
4	A:20	A:24

Duration	%B	Solvent A	Solvent B
0.0	0.0	A1 hexane	B1 ethyl acetate
1.0	0.0	A1 hexane	B1 ethyl acetate
11.0	100.0	A1 hexane	B1 ethyl acetate
2.0	100.0	A1 hexane	B1 ethyl acetate
0.0	0.0	A1 hexane	B1 ethyl acetate
1.0	0.0	A1 hexane	B1 ethyl acetate

Compound [13]

Sample: ALC-B-178 | **Rf 200** | **Friday 28 August 2015 01:48PM**

4x Column: 2
RediSep Column: Silica 4g
Flow Rate: 18 ml/min
Equilibration Volume: 33.6 ml
Initial Waste: 0.0 ml
Air Purge: 10.0 min
Solvent: A1 hexane
Solvent: B1 ethyl acetate

Peak Tube Volume: Max.
Non-Peak Tube Volume: Max.
Loading Type: Solid
Wavelength 1 (red): 254nm
Peak Width: 30 sec
Threshold: 0.20 AU
Wavelength 2 (purple): 280nm

All Wavelength (orange): 200nm - 360nm
Peak Width: 30 sec
Threshold: 0.20 AU

Run Notes:

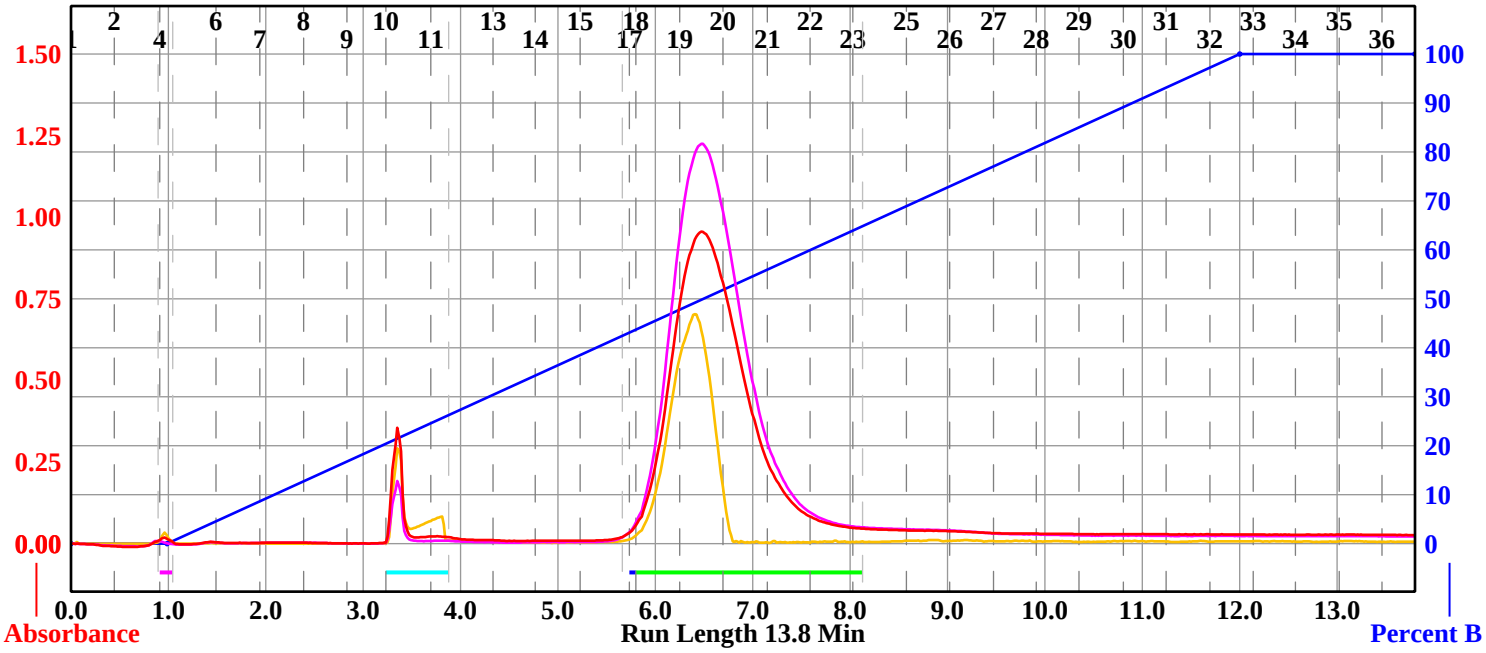

Rack A

108	107	106	105	104	103
97	98	99	100	101	102
96	95	94	93	92	91
85	86	87	88	89	90
84	83	82	81	80	79
73	74	75	76	77	78
72	71	70	69	68	67
61	62	63	64	65	66
60	59	58	57	56	55
49	50	51	52	53	54
48	47	46	45	44	43
37	38	39	40	41	42
36	35	34	33	32	31
25	26	27	28	29	30
24	23	22	21	20	19
13	14	15	16	17	18
12	11	10	9	8	7
1	2	3	4	5	6

13 mm x 100 mm Tubes

Peak #	Start Tube	End Tube
1	A:4	A:4
2	A:10	A:11
3	A:17	A:17
4	A:18	A:23

Duration	%B	Solvent A	Solvent B
0.0	0.0	A1 hexane	B1 ethyl acetate
1.0	0.0	A1 hexane	B1 ethyl acetate
11.0	100.0	A1 hexane	B1 ethyl acetate
1.8	100.0	A1 hexane	B1 ethyl acetate

Compound [14]

Sample: ALC-B-238 | **Rf 200** | **Tuesday 22 September 2015 11:01AM**

4x Column: 2
RediSep Column: Silica 4g
Flow Rate: 18 ml/min
Equilibration Volume: 33.6 ml
Initial Waste: 0.0 ml
Air Purge: 10.0 min
Solvent: A1 hexane
Solvent: B1 ethyl acetate

Peak Tube Volume: Max.
Non-Peak Tube Volume: Max.
Loading Type: Solid
Wavelength 1 (red): 254nm
Peak Width: 30 sec
Threshold: 0.20 AU
Wavelength 2 (purple): 280nm

All Wavelength (orange): 200nm - 360nm
Peak Width: 30 sec
Threshold: 0.20 AU

Run Notes:

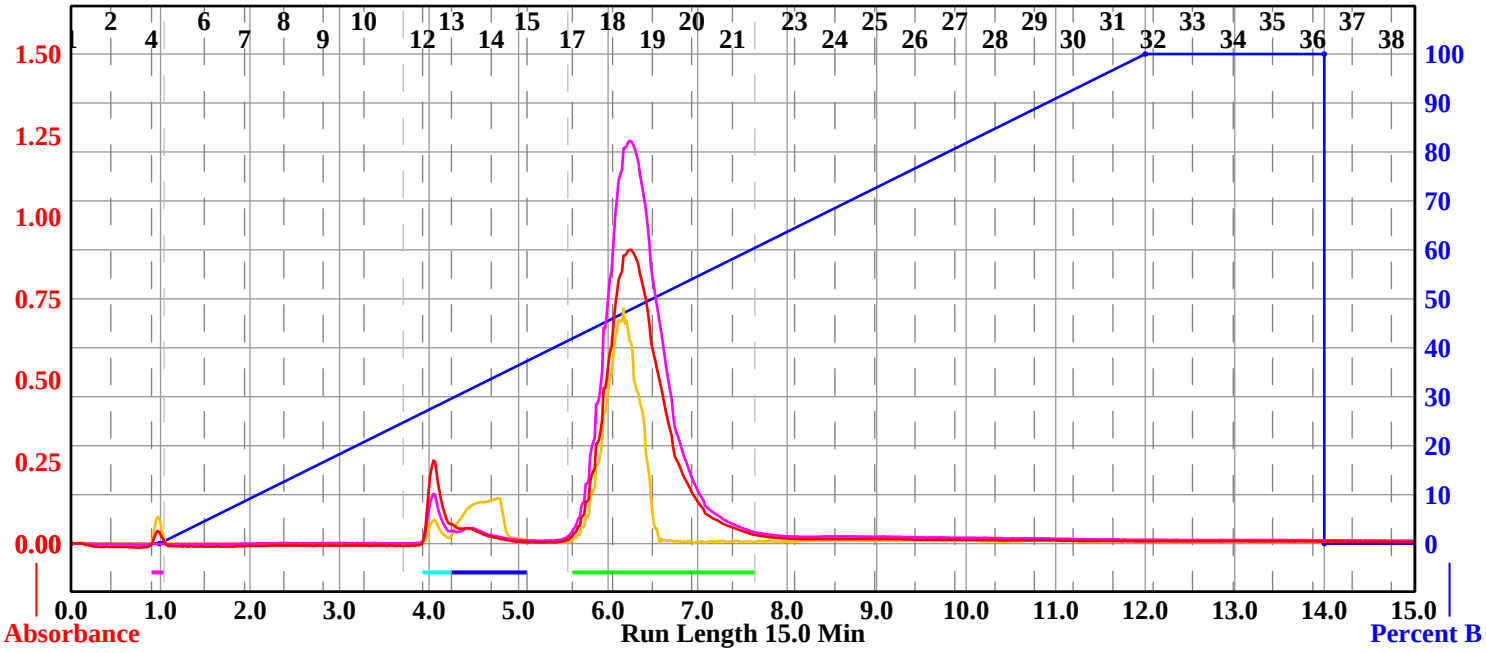

Rack A



13 mm x 100 mm Tubes

Peak #	Start Tube	End Tube
1	A:4	A:4
2	A:12	A:12
3	A:13	A:14
4	A:17	A:21

Duration	%B	Solvent A	Solvent B
0.0	0.0	A1 hexane	B1 ethyl acetate
1.0	0.0	A1 hexane	B1 ethyl acetate
11.0	100.0	A1 hexane	B1 ethyl acetate
2.0	100.0	A1 hexane	B1 ethyl acetate
0.0	0.0	A1 hexane	B1 ethyl acetate
1.0	0.0	A1 hexane	B1 ethyl acetate

Compound [15]

Sample: ALC-B-240 | **Rf 200** | **Wednesday 23 September 2015 10:27AM**

4x Column: 2
RediSep Column: Silica 4g
Flow Rate: 18 ml/min
Equilibration Volume: 33.6 ml
Initial Waste: 0.0 ml
Air Purge: 10.0 min
Solvent: A1 hexane
Solvent: B1 ethyl acetate

Peak Tube Volume: Max.
Non-Peak Tube Volume: Max.
Loading Type: Solid
Wavelength 1 (red): 254nm
Peak Width: 30 sec
Threshold: 0.20 AU
Wavelength 2 (purple): 280nm

All Wavelength (orange): 200nm - 360nm
Peak Width: 30 sec
Threshold: 0.20 AU

Run Notes:

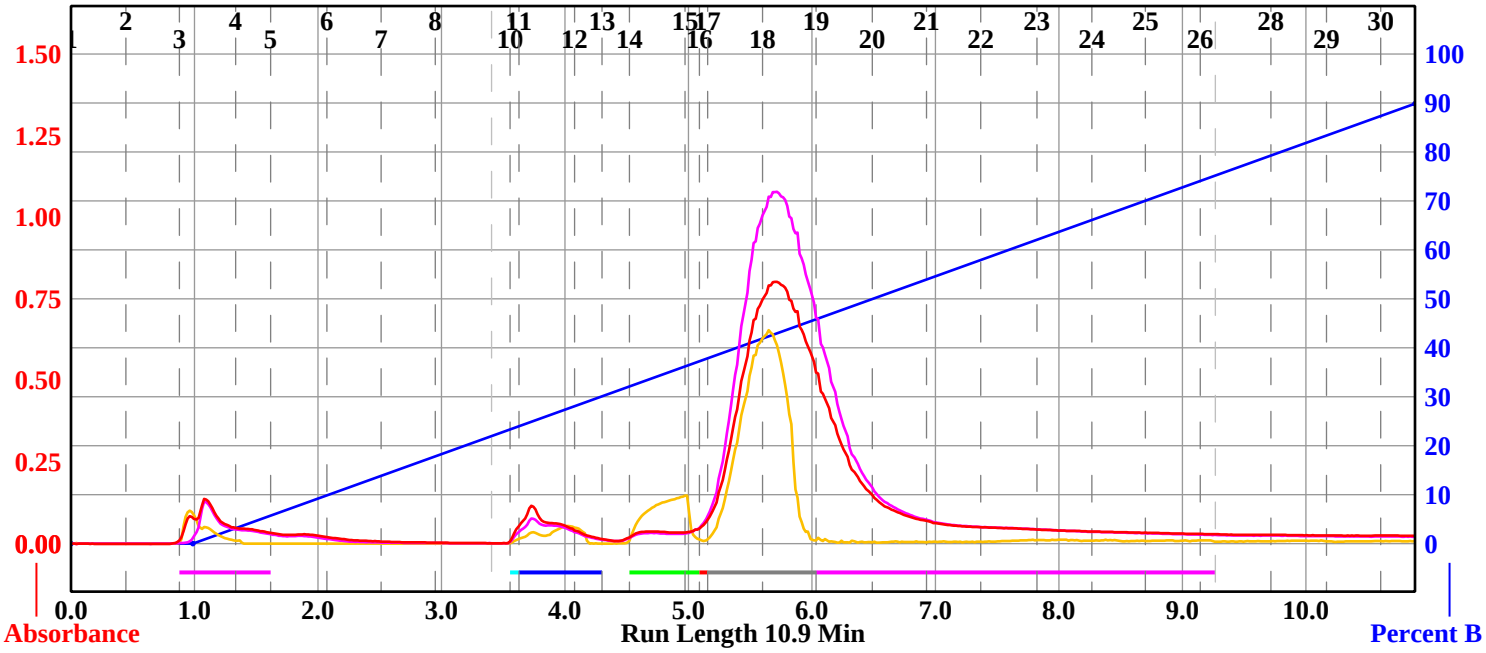

Rack A



13 mm x 100 mm Tubes

Peak #	Start Tube	End Tube
1	A:3	A:4
2	A:10	A:10
3	A:11	A:12
4	A:14	A:15
5	A:16	A:16
6	A:17	A:18
7	A:19	A:26

Duration	%B	Solvent A	Solvent B
0.0	0.0	A1 hexane	B1 ethyl acetate
1.0	0.0	A1 hexane	B1 ethyl acetate
9.9	89.9	A1 hexane	B1 ethyl acetate

Compound [16]

Sample: ALC-C-20 | **Rf 200** | **Thursday 08 October 2015 11:05AM**

4x Column: 2
RediSep Column: Silica 4g
Flow Rate: 18 ml/min
Equilibration Volume: 33.6 ml
Initial Waste: 0.0 ml
Air Purge: 10.0 min
Solvent: A1 hexane
Solvent: B1 ethyl acetate

Peak Tube Volume: Max.
Non-Peak Tube Volume: Max.
Loading Type: Solid
Wavelength 1 (red): 254nm
Peak Width: 30 sec
Threshold: 0.20 AU
Wavelength 2 (purple): 280nm

All Wavelength (orange): 200nm - 360nm
Peak Width: 30 sec
Threshold: 0.20 AU

Run Notes:

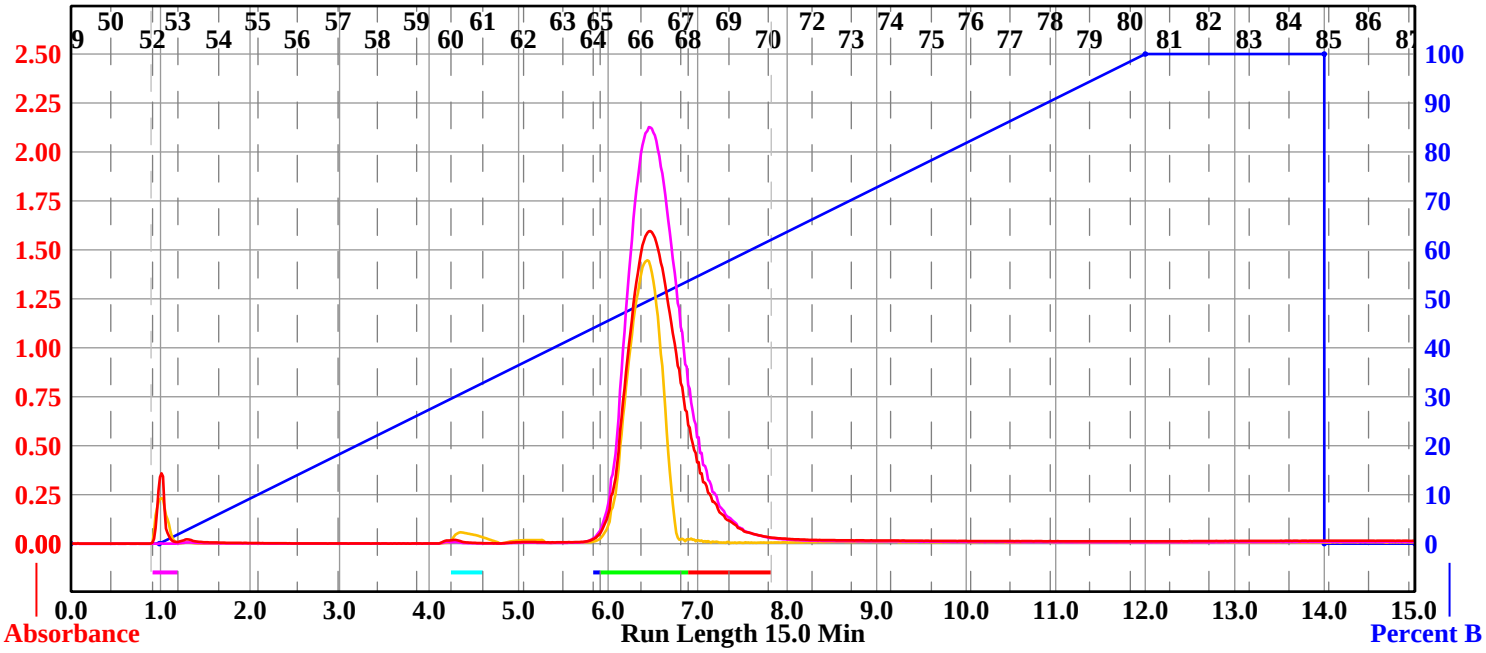

Rack A

108	107	106	105	104	103
97	98	99	100	101	102
96	95	94	93	92	91
85	86	87	88	89	90
84	83	82	81	80	79
73	74	75	76	77	78
72	71	70	69	68	67
61	62	63	64	65	66
60	59	58	57	56	55
49	50	51	52	53	54
48	47	46	45	44	43
37	38	39	40	41	42
36	35	34	33	32	31
25	26	27	28	29	30
24	23	22	21	20	19
13	14	15	16	17	18
12	11	10	9	8	7
1	2	3	4	5	6

13 mm x 100 mm Tubes

Peak #	Start Tube	End Tube
1	A:52	A:52
2	A:60	A:60
3	A:64	A:64
4	A:65	A:67
5	A:68	A:70

Duration	%B	Solvent A	Solvent B
0.0	0.0	A1 hexane	B1 ethyl acetate
1.0	0.0	A1 hexane	B1 ethyl acetate
11.0	100.0	A1 hexane	B1 ethyl acetate
2.0	100.0	A1 hexane	B1 ethyl acetate
0.0	0.0	A1 hexane	B1 ethyl acetate
1.0	0.0	A1 hexane	B1 ethyl acetate

Compound [17]

Sample: ALC-C-22 | **Rf 200** | **Thursday 08 October 2015 12:13PM**

4x Column: 2
RediSep Column: Silica 4g
Flow Rate: 18 ml/min
Equilibration Volume: 33.6 ml
Initial Waste: 0.0 ml
Air Purge: 10.0 min
Solvent: A1 hexane
Solvent: B1 ethyl acetate

Peak Tube Volume: Max.
Non-Peak Tube Volume: Max.
Loading Type: Solid
Wavelength 1 (red): 254nm
Peak Width: 30 sec
Threshold: 0.20 AU
Wavelength 2 (purple): 280nm

All Wavelength (orange): 200nm - 360nm
Peak Width: 30 sec
Threshold: 0.20 AU

Run Notes:

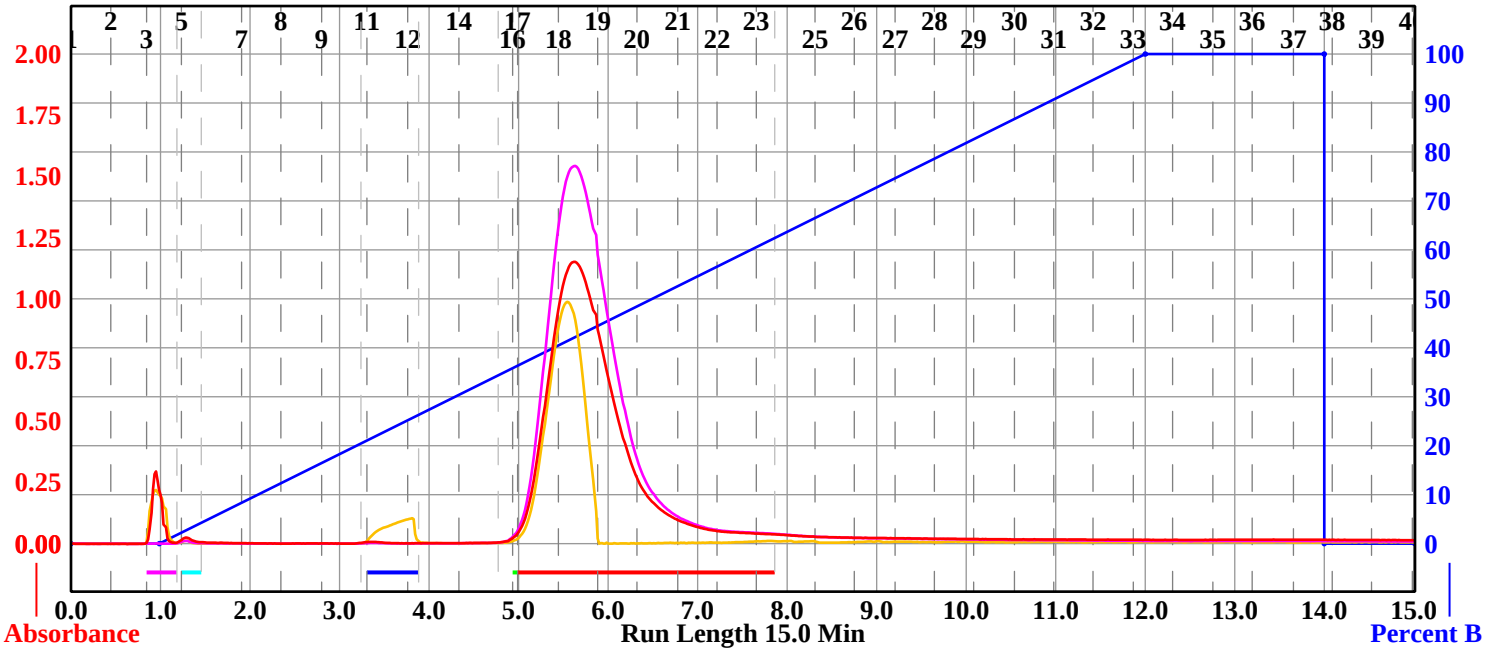

Rack A

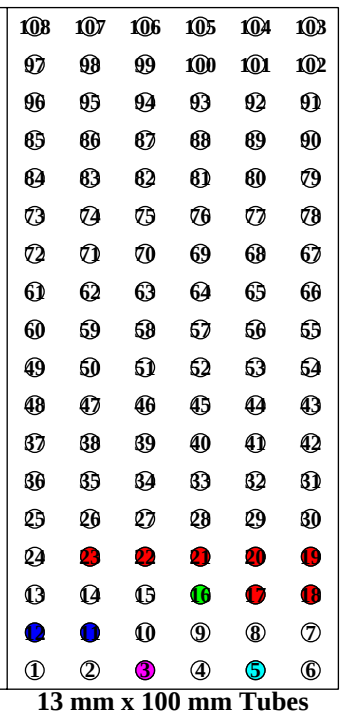

13 mm x 100 mm Tubes

Peak #	Start Tube	End Tube
1	A:3	A:3
2	A:5	A:5
3	A:11	A:12
4	A:16	A:16
5	A:17	A:23

Duration	%B	Solvent A	Solvent B
0.0	0.0	A1 hexane	B1 ethyl acetate
1.0	0.0	A1 hexane	B1 ethyl acetate
11.0	100.0	A1 hexane	B1 ethyl acetate
2.0	100.0	A1 hexane	B1 ethyl acetate
0.0	0.0	A1 hexane	B1 ethyl acetate
1.0	0.0	A1 hexane	B1 ethyl acetate

Compound [18]

Sample: ALC-C-50 | **Rf 200** | **Wednesday 14 October 2015 09:43AM**

4x Column: 3
RediSep Column: Silica 12g
SN: E0415051A8815 Lot: 2418385020W
Flow Rate: 30 ml/min
Equilibration Volume: 100.8 ml
Initial Waste: 0.0 ml
Air Purge: 10.0 min
Solvent: A1 hexane
Solvent: B1 ethyl acetate

Peak Tube Volume: Max.
Non-Peak Tube Volume: Max.
Loading Type: Solid
Wavelength 1 (red): 254nm
Peak Width: 1 min
Threshold: 0.20 AU
Wavelength 2 (purple): 280nm

All Wavelength (orange): 200nm - 360nm
Peak Width: 1 min
Threshold: 0.20 AU

Run Notes:

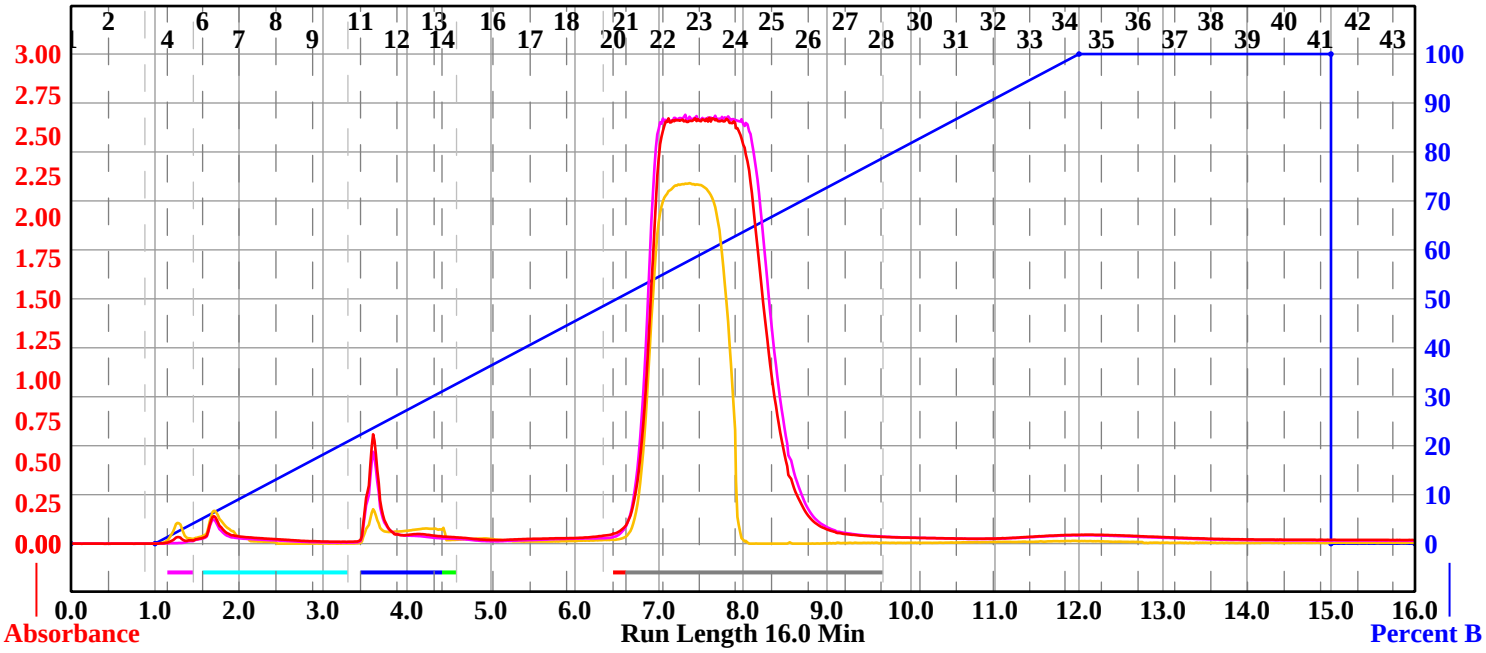

Rack A



16 mm x 100 mm Tubes

Peak #	Start Tube	End Tube
1	A:4	A:4
2	A:6	A:9
3	A:11	A:13
4	A:14	A:14
5	A:20	A:20
6	A:21	A:28

Duration	%B	Solvent A	Solvent B
0.0	0.0	A1 hexane	B1 ethyl acetate
1.0	0.0	A1 hexane	B1 ethyl acetate
11.0	100.0	A1 hexane	B1 ethyl acetate
3.0	100.0	A1 hexane	B1 ethyl acetate
0.0	0.0	A1 hexane	B1 ethyl acetate
1.0	0.0	A1 hexane	B1 ethyl acetate

Compound [19]

Sample: ALC-B-234 | **Rf 200** | **Wednesday 16 September 2015 10:54AM**

4x Column: 3
RediSep Column: Silica 4g
Flow Rate: 18 ml/min
Equilibration Volume: 33.6 ml
Initial Waste: 0.0 ml
Air Purge: 10.0 min
Solvent: A1 hexane
Solvent: B1 ethyl acetate

Peak Tube Volume: Max.
Non-Peak Tube Volume: Max.
Loading Type: Solid
Wavelength 1 (red): 254nm
Peak Width: 30 sec
Threshold: 0.20 AU
Wavelength 2 (purple): 280nm

All Wavelength (orange): 200nm - 360nm
Peak Width: 30 sec
Threshold: 0.20 AU

Run Notes:

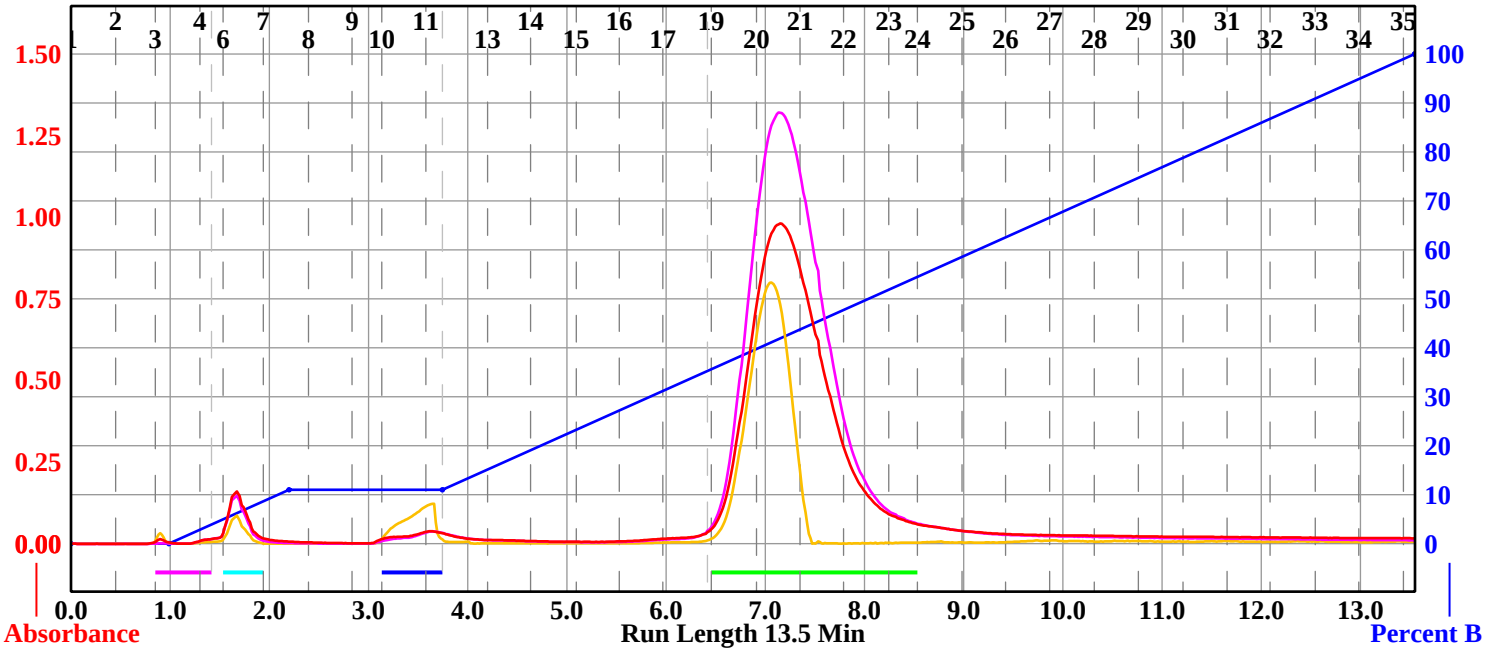

Rack A

108	107	106	105	104	103
97	98	99	100	101	102
96	95	94	93	92	91
85	86	87	88	89	90
84	83	82	81	80	79
73	74	75	76	77	78
72	71	70	69	68	67
61	62	63	64	65	66
60	59	58	57	56	55
49	50	51	52	53	54
48	47	46	45	44	43
37	38	39	40	41	42
36	35	34	33	32	31
25	26	27	28	29	30
24	23	22	21	20	19
13	14	15	16	17	18
12	11	10	9	8	7
1	2	3	4	5	6

13 mm x 100 mm Tubes

Peak #	Start Tube	End Tube
1	A:3	A:4
2	A:6	A:6
3	A:10	A:11
4	A:19	A:23

Duration	%B	Solvent A	Solvent B
0.0	0.0	A1 hexane	B1 ethyl acetate
1.0	0.0	A1 hexane	B1 ethyl acetate
1.2	11.0	A1 hexane	B1 ethyl acetate
1.5	11.0	A1 hexane	B1 ethyl acetate
9.8	100.0	A1 hexane	B1 ethyl acetate
0.0	100.0	A1 hexane	B1 ethyl acetate

Compound [20]

Sample: ALC-C-24 | **Rf 200** | **Friday 09 October 2015 11:21AM**

4x Column: 2
RediSep Column: Silica 4g
Flow Rate: 18 ml/min
Equilibration Volume: 33.6 ml
Initial Waste: 0.0 ml
Air Purge: 10.0 min
Solvent: A1 hexane
Solvent: B1 ethyl acetate

Peak Tube Volume: Max.
Non-Peak Tube Volume: Max.
Loading Type: Solid
Wavelength 1 (red): 254nm
Peak Width: 30 sec
Threshold: 0.20 AU
Wavelength 2 (purple): 280nm

All Wavelength (orange): 200nm - 360nm
Peak Width: 30 sec
Threshold: 0.20 AU

Run Notes:

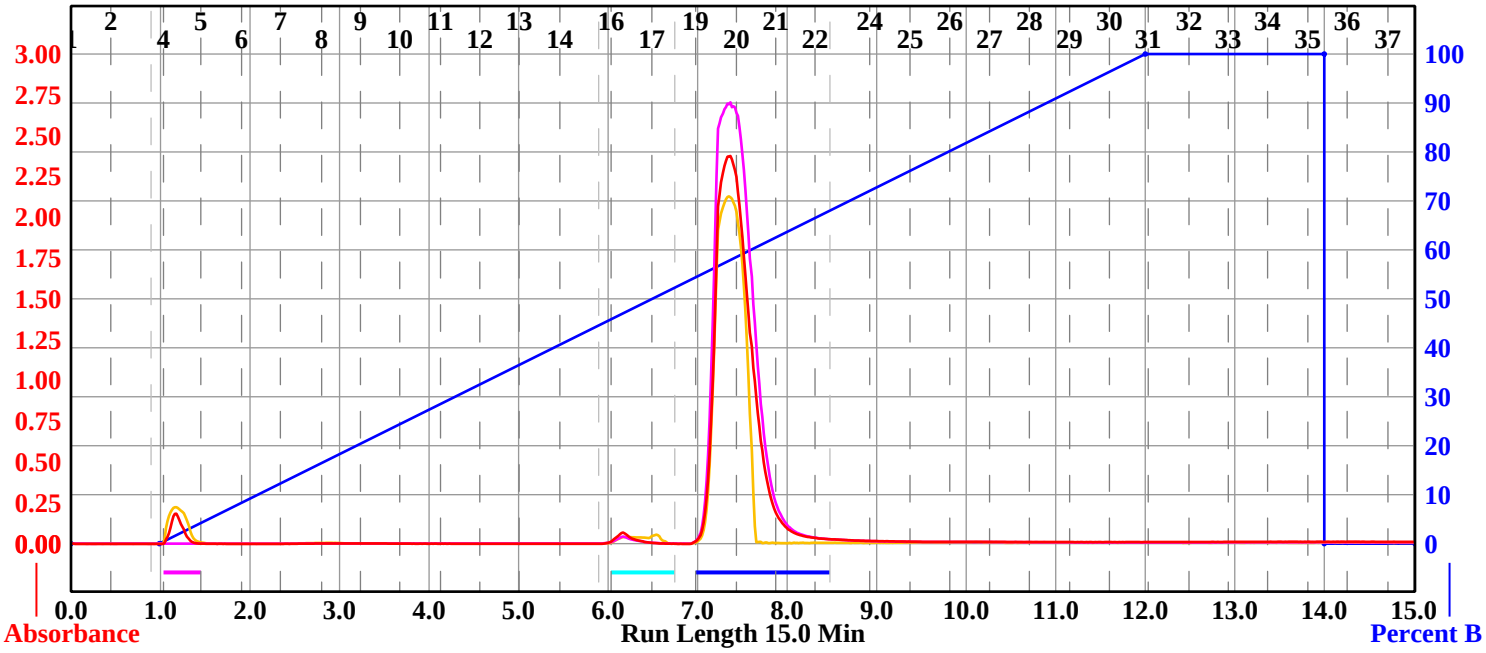

Rack A

108	107	106	105	104	103
97	98	99	100	101	102
96	95	94	93	92	91
85	86	87	88	89	90
84	83	82	81	80	79
73	74	75	76	77	78
72	71	70	69	68	67
61	62	63	64	65	66
60	59	58	57	56	55
49	50	51	52	53	54
48	47	46	45	44	43
37	38	39	40	41	42
36	35	34	33	32	31
25	26	27	28	29	30
24	23	22	21	20	19
13	14	15	16	17	18
12	11	10	9	8	7
1	2	3	4	5	6

13 mm x 100 mm Tubes

Peak #	Start Tube	End Tube
1	A:4	A:4
2	A:16	A:17
3	A:19	A:22

Duration	%B	Solvent A	Solvent B
0.0	0.0	A1 hexane	B1 ethyl acetate
1.0	0.0	A1 hexane	B1 ethyl acetate
11.0	100.0	A1 hexane	B1 ethyl acetate
2.0	100.0	A1 hexane	B1 ethyl acetate
0.0	0.0	A1 hexane	B1 ethyl acetate
1.0	0.0	A1 hexane	B1 ethyl acetate

Compound [21]

Sample: ALC-C-42 | **Rf 200** | **Wednesday 14 October 2015 11:52AM**

4x Column: 2
RediSep Column: Silica 4g
Flow Rate: 18 ml/min
Equilibration Volume: 33.6 ml
Initial Waste: 0.0 ml
Air Purge: 10.0 min
Solvent: A1 hexane
Solvent: B1 ethyl acetate

Peak Tube Volume: Max.
Non-Peak Tube Volume: Max.
Loading Type: Solid
Wavelength 1 (red): 254nm
Peak Width: 30 sec
Threshold: 0.20 AU
Wavelength 2 (purple): 280nm

All Wavelength (orange): 200nm - 360nm
Peak Width: 30 sec
Threshold: 0.20 AU

Run Notes:

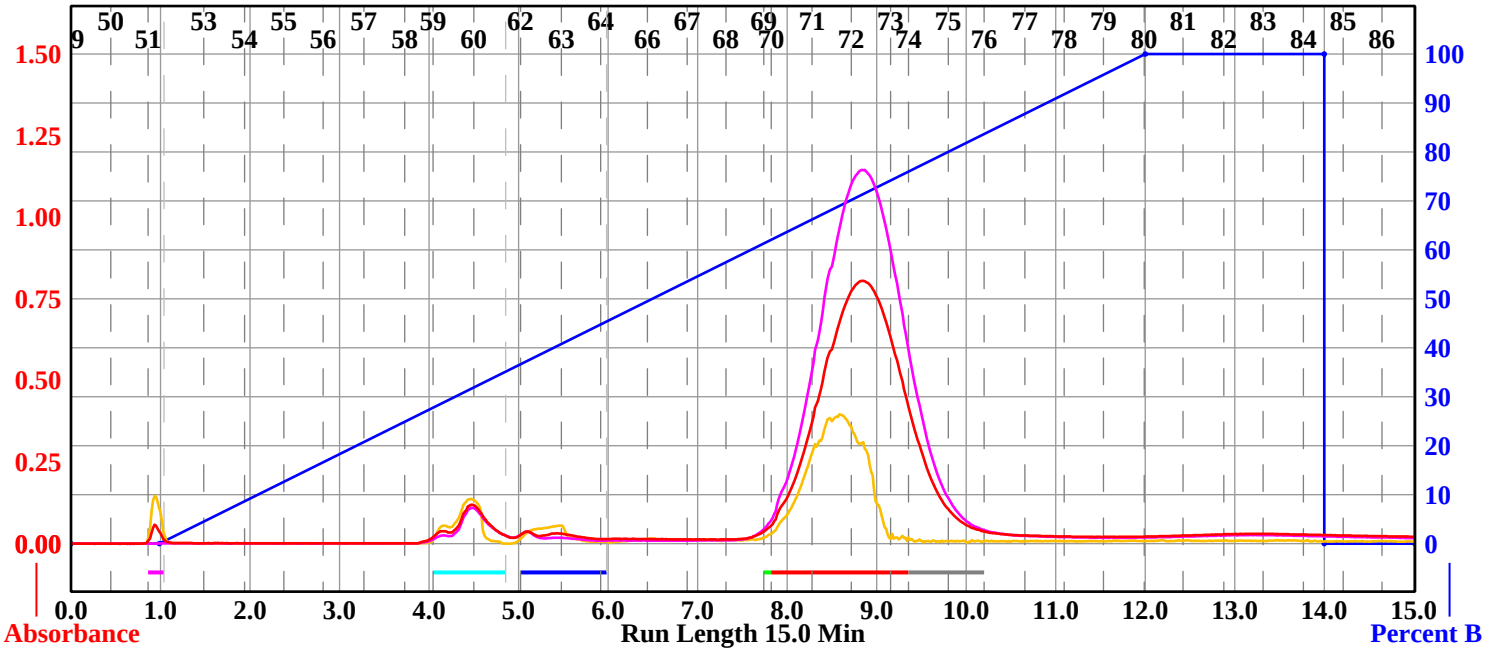

Rack A

108	107	106	105	104	103
97	98	99	100	101	102
96	95	94	93	92	91
85	86	87	88	89	90
84	83	82	81	80	79
73	74	75	76	77	78
72	71	70	69	68	67
61	62	63	64	65	66
60	59	58	57	56	55
49	50	51	52	53	54
48	47	46	45	44	43
37	38	39	40	41	42
36	35	34	33	32	31
25	26	27	28	29	30
24	23	22	21	20	19
13	14	15	16	17	18
12	11	10	9	8	7
1	2	3	4	5	6

13 mm x 100 mm Tubes

Peak #	Start Tube	End Tube
1	A:51	A:51
2	A:59	A:60
3	A:62	A:64
4	A:69	A:69
5	A:70	A:73
6	A:74	A:75

Duration	%B	Solvent A	Solvent B
0.0	0.0	A1 hexane	B1 ethyl acetate
1.0	0.0	A1 hexane	B1 ethyl acetate
11.0	100.0	A1 hexane	B1 ethyl acetate
2.0	100.0	A1 hexane	B1 ethyl acetate
0.0	0.0	A1 hexane	B1 ethyl acetate
1.0	0.0	A1 hexane	B1 ethyl acetate

Compound [22]

Sample: ALC-C-26 | **Rf 200** | **Friday 09 October 2015 12:21PM**

4x Column: 3
RediSep Column: Silica 4g
Flow Rate: 18 ml/min
Equilibration Volume: 33.6 ml
Initial Waste: 0.0 ml
Air Purge: 10.0 min
Solvent: A1 hexane
Solvent: B1 ethyl acetate

Peak Tube Volume: Max.
Non-Peak Tube Volume: Max.
Loading Type: Solid
Wavelength 1 (red): 254nm
Peak Width: 30 sec
Threshold: 0.20 AU
Wavelength 2 (purple): 280nm

All Wavelength (orange): 200nm - 360nm
Peak Width: 30 sec
Threshold: 0.20 AU

Run Notes:

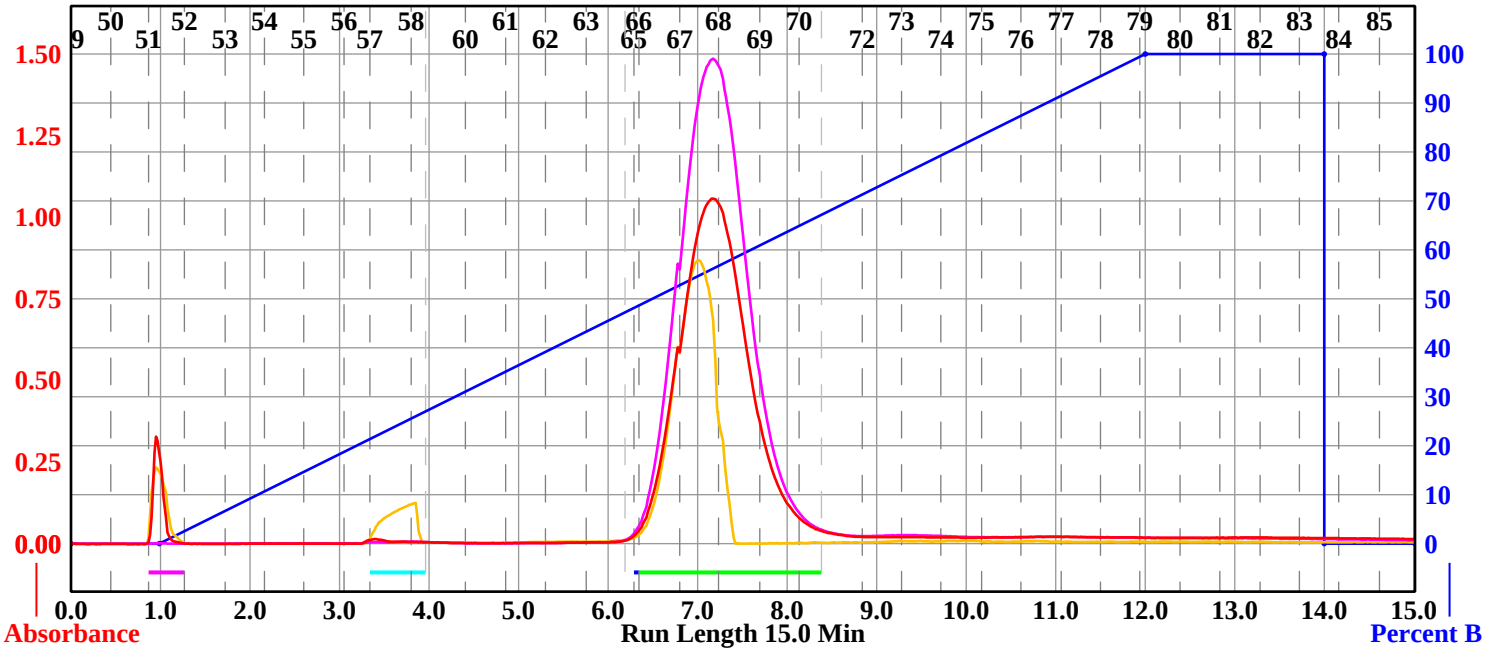

Rack A

108	107	106	105	104	103
97	98	99	100	101	102
96	95	94	93	92	91
85	86	87	88	89	90
84	83	82	81	80	79
73	74	75	76	77	78
72	71	70	69	68	67
61	62	63	64	65	66
60	59	58	57	56	55
49	50	51	52	53	54
48	47	46	45	44	43
37	38	39	40	41	42
36	35	34	33	32	31
25	26	27	28	29	30
24	23	22	21	20	19
13	14	15	16	17	18
12	11	10	9	8	7
1	2	3	4	5	6

13 mm x 100 mm Tubes

Peak #	Start Tube	End Tube
1	A:51	A:51
2	A:57	A:58
3	A:65	A:65
4	A:66	A:70

Duration	%B	Solvent A	Solvent B
0.0	0.0	A1 hexane	B1 ethyl acetate
1.0	0.0	A1 hexane	B1 ethyl acetate
11.0	100.0	A1 hexane	B1 ethyl acetate
2.0	100.0	A1 hexane	B1 ethyl acetate
0.0	0.0	A1 hexane	B1 ethyl acetate
1.0	0.0	A1 hexane	B1 ethyl acetate

Compound [23]

Sample: ALC-B-214 | **Rf 200** | **Monday 14 September 2015 01:27PM**

4x Column: 2
RediSep Column: Silica 4g
Flow Rate: 18 ml/min
Equilibration Volume: 33.6 ml
Initial Waste: 0.0 ml
Air Purge: 10.0 min
Solvent: A1 hexane
Solvent: B1 ethyl acetate

Peak Tube Volume: Max.
Non-Peak Tube Volume: Max.
Loading Type: Solid
Wavelength 1 (red): 254nm
Peak Width: 30 sec
Threshold: 0.20 AU
Wavelength 2 (purple): 280nm

All Wavelength (orange): 200nm - 360nm
Peak Width: 30 sec
Threshold: 0.20 AU

Run Notes:

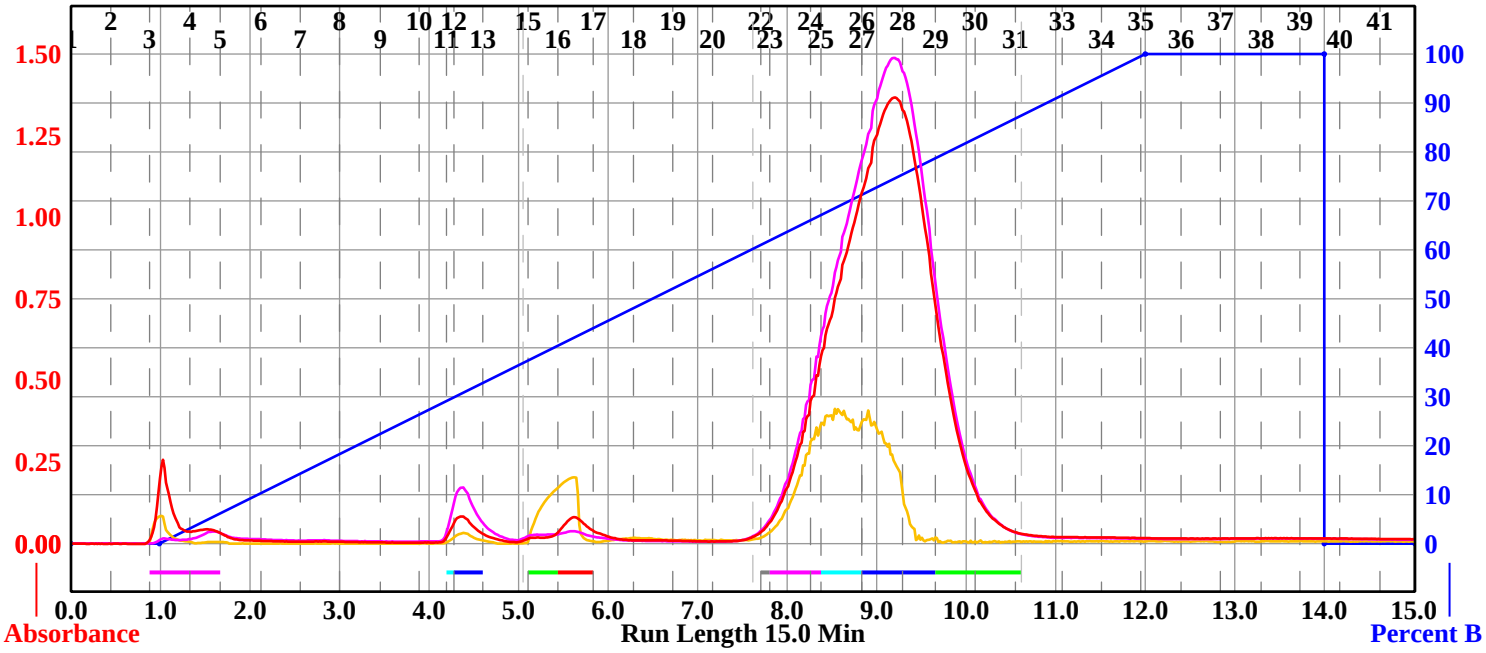

Rack A



13 mm x 100 mm Tubes

Peak #	Start Tube	End Tube
1	A:3	A:4
2	A:11	A:11
3	A:12	A:12
4	A:15	A:15
5	A:16	A:16
6	A:22	A:22
7	A:23	A:24
8	A:25	A:26
9	A:27	A:28
10	A:29	A:31

Duration	%B	Solvent A	Solvent B
0.0	0.0	A1 hexane	B1 ethyl acetate
1.0	0.0	A1 hexane	B1 ethyl acetate
11.0	100.0	A1 hexane	B1 ethyl acetate
2.0	100.0	A1 hexane	B1 ethyl acetate
0.0	0.0	A1 hexane	B1 ethyl acetate
1.0	0.0	A1 hexane	B1 ethyl acetate

Compound [24]

Sample: ALC-C-28 | **Rf 200** | **Wednesday 14 October 2015 02:46PM**

4x Column: 2
RediSep Column: Silica 4g
Flow Rate: 18 ml/min
Equilibration Volume: 33.6 ml
Initial Waste: 0.0 ml
Air Purge: 10.0 min
Solvent: A1 hexane
Solvent: B1 ethyl acetate

Peak Tube Volume: Max.
Non-Peak Tube Volume: Max.
Loading Type: Solid
Wavelength 1 (red): 254nm
Peak Width: 30 sec
Threshold: 0.20 AU
Wavelength 2 (purple): 280nm

All Wavelength (orange): 200nm - 360nm
Peak Width: 30 sec
Threshold: 0.20 AU

Run Notes:

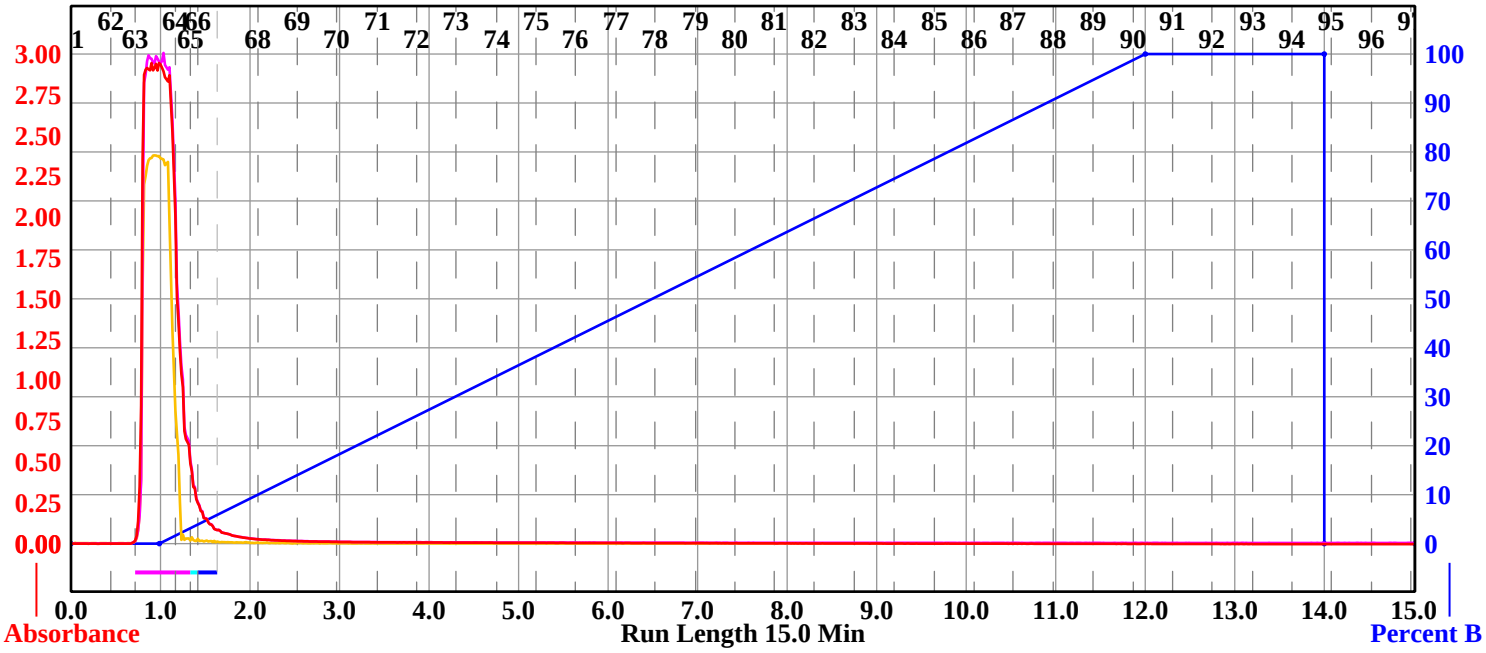

Rack A

108	107	106	105	104	103
97	98	99	100	101	102
96	95	94	93	92	91
85	86	87	88	89	90
84	83	82	81	80	79
73	74	75	76	77	78
72	71	70	69	68	67
61	62	63	64	65	66
60	59	58	57	56	55
49	50	51	52	53	54
48	47	46	45	44	43
37	38	39	40	41	42
36	35	34	33	32	31
25	26	27	28	29	30
24	23	22	21	20	19
13	14	15	16	17	18
12	11	10	9	8	7
1	2	3	4	5	6

13 mm x 100 mm Tubes

Peak #	Start Tube	End Tube
1	A:63	A:64
2	A:65	A:65
3	A:66	A:66

Duration	%B	Solvent A	Solvent B
0.0	0.0	A1 hexane	B1 ethyl acetate
1.0	0.0	A1 hexane	B1 ethyl acetate
11.0	100.0	A1 hexane	B1 ethyl acetate
2.0	100.0	A1 hexane	B1 ethyl acetate
0.0	0.0	A1 hexane	B1 ethyl acetate
1.0	0.0	A1 hexane	B1 ethyl acetate

Compound [25]

Sample: ALC-B-258 | **Rf 200** | **Thursday 24 September 2015 10:04AM**

4x Column: 2
RediSep Column: Silica 4g
Flow Rate: 18 ml/min
Equilibration Volume: 33.6 ml
Initial Waste: 0.0 ml
Air Purge: 10.0 min
Solvent: A1 hexane
Solvent: B1 ethyl acetate

Peak Tube Volume: Max.
Non-Peak Tube Volume: Max.
Loading Type: Solid
Wavelength 1 (red): 254nm
Peak Width: 30 sec
Threshold: 0.20 AU
Wavelength 2 (purple): 280nm

All Wavelength (orange): 200nm - 360nm
Peak Width: 30 sec
Threshold: 0.20 AU

Run Notes:

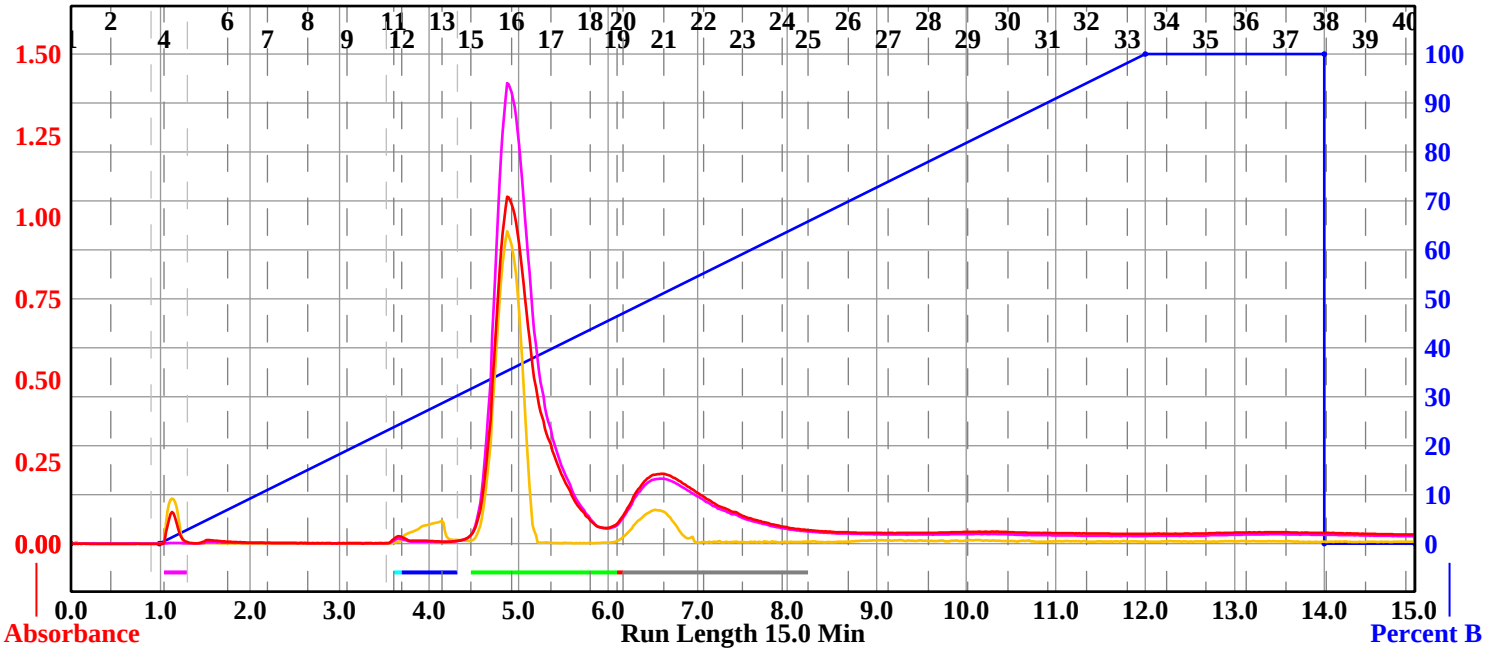

Rack A

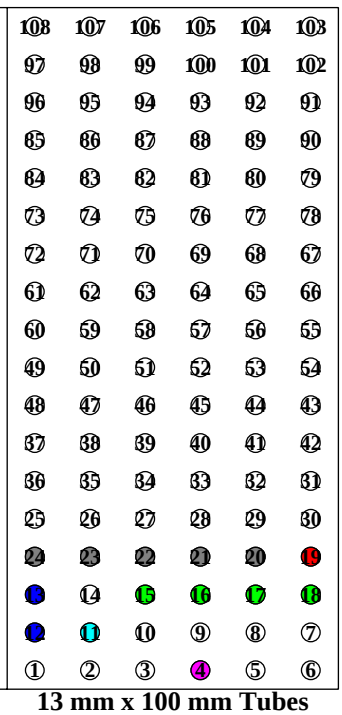

13 mm x 100 mm Tubes

Peak #	Start Tube	End Tube
1	A:4	A:4
2	A:11	A:11
3	A:12	A:13
4	A:15	A:18
5	A:19	A:19
6	A:20	A:24

Duration	%B	Solvent A	Solvent B
0.0	0.0	A1 hexane	B1 ethyl acetate
1.0	0.0	A1 hexane	B1 ethyl acetate
11.0	100.0	A1 hexane	B1 ethyl acetate
2.0	100.0	A1 hexane	B1 ethyl acetate
0.0	0.0	A1 hexane	B1 ethyl acetate
1.0	0.0	A1 hexane	B1 ethyl acetate

Compound [26]

Sample: ALC-B-268 | **Rf 200** | **Monday 28 September 2015 09:13AM**

4x Column: 2
RediSep Column: Silica 4g
Flow Rate: 18 ml/min
Equilibration Volume: 33.6 ml
Initial Waste: 0.0 ml
Air Purge: 10.0 min
Solvent: A1 hexane
Solvent: B1 ethyl acetate

Peak Tube Volume: Max.
Non-Peak Tube Volume: Max.
Loading Type: Solid
Wavelength 1 (red): 254nm
Peak Width: 30 sec
Threshold: 0.20 AU
Wavelength 2 (purple): 280nm

All Wavelength (orange): 200nm - 360nm
Peak Width: 30 sec
Threshold: 0.20 AU

Run Notes:

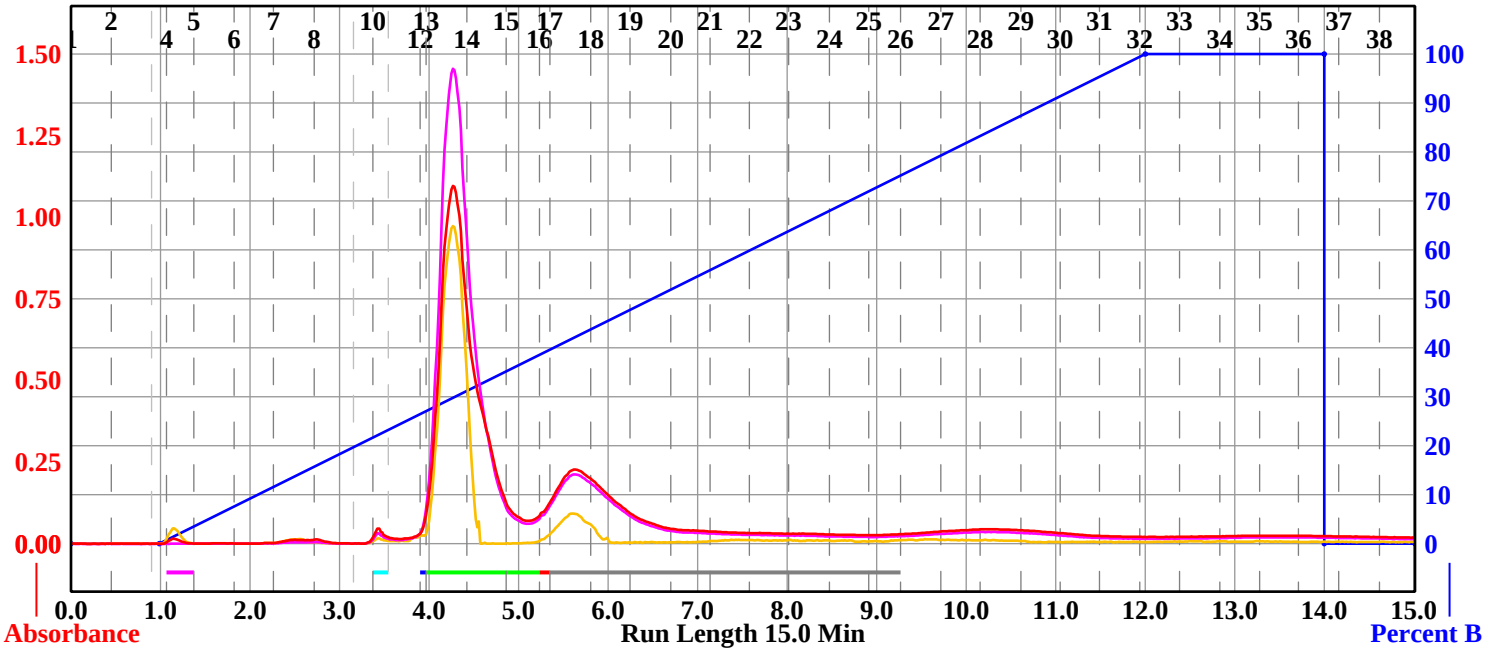

Rack A

108	107	106	105	104	103
97	98	99	100	101	102
96	95	94	93	92	91
85	86	87	88	89	90
84	83	82	81	80	79
73	74	75	76	77	78
72	71	70	69	68	67
61	62	63	64	65	66
60	59	58	57	56	55
49	50	51	52	53	54
48	47	46	45	44	43
37	38	39	40	41	42
36	35	34	33	32	31
25	26	27	28	29	30
24	23	22	21	20	19
13	14	15	16	17	18
12	11	10	9	8	7
1	2	3	4	5	6

13 mm x 100 mm Tubes

Peak #	Start Tube	End Tube
1	A:4	A:4
2	A:10	A:10
3	A:12	A:12
4	A:13	A:15
5	A:16	A:16
6	A:17	A:25

Duration	%B	Solvent A	Solvent B
0.0	0.0	A1 hexane	B1 ethyl acetate
1.0	0.0	A1 hexane	B1 ethyl acetate
11.0	100.0	A1 hexane	B1 ethyl acetate
2.0	100.0	A1 hexane	B1 ethyl acetate
0.0	0.0	A1 hexane	B1 ethyl acetate
1.0	0.0	A1 hexane	B1 ethyl acetate

Compound [27]

Sample: ALC-C-46 | **Rf 200** | **Wednesday 14 October 2015 09:08AM**

4x Column: 2
RediSep Column: Silica 4g
Flow Rate: 18 ml/min
Equilibration Volume: 33.6 ml
Initial Waste: 0.0 ml
Air Purge: 10.0 min
Solvent: A1 hexane
Solvent: B1 ethyl acetate

Peak Tube Volume: Max.
Non-Peak Tube Volume: Max.
Loading Type: Solid
Wavelength 1 (red): 254nm
Peak Width: 30 sec
Threshold: 0.20 AU
Wavelength 2 (purple): 280nm

All Wavelength (orange): 200nm - 360nm
Peak Width: 30 sec
Threshold: 0.20 AU

Run Notes:

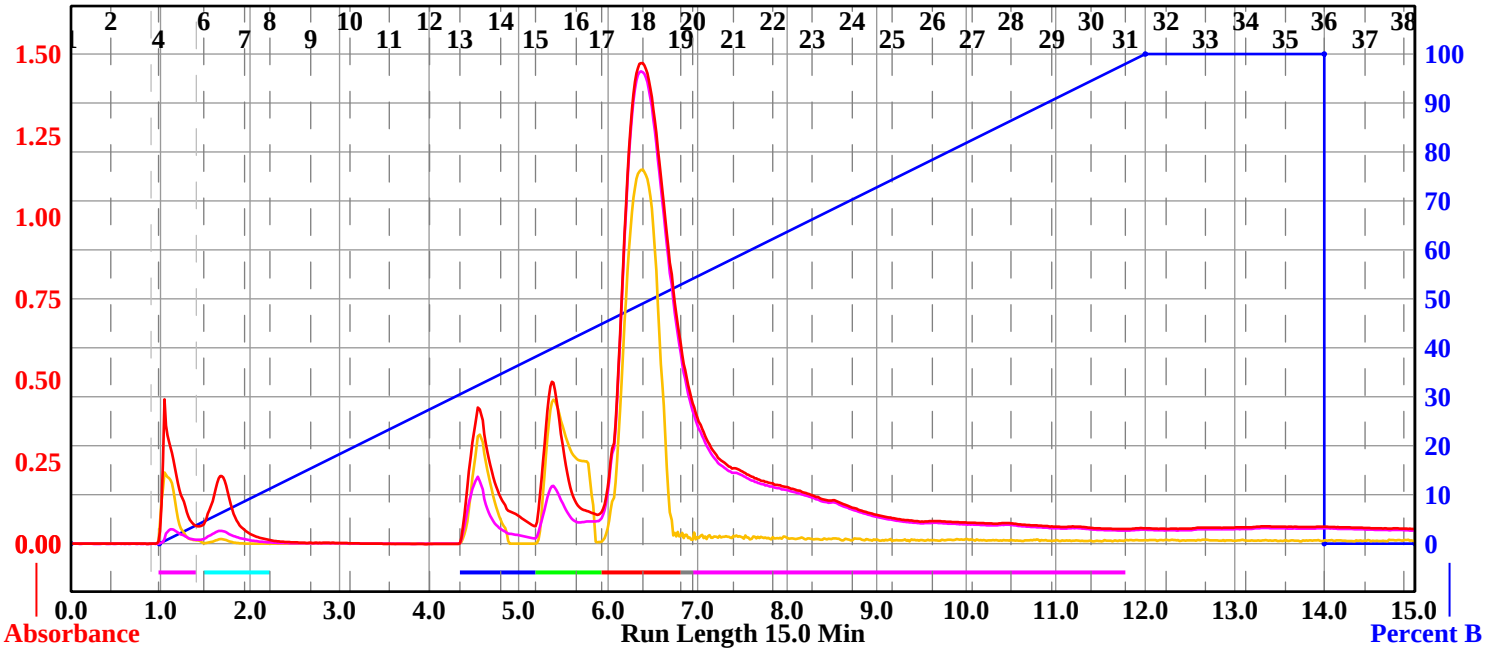

Rack A



13 mm x 100 mm Tubes

Peak #	Start Tube	End Tube
1	A:4	A:4
2	A:6	A:7
3	A:13	A:14
4	A:15	A:16
5	A:17	A:18
6	A:19	A:19
7	A:20	A:30

Duration	%B	Solvent A	Solvent B
0.0	0.0	A1 hexane	B1 ethyl acetate
1.0	0.0	A1 hexane	B1 ethyl acetate
11.0	100.0	A1 hexane	B1 ethyl acetate
2.0	100.0	A1 hexane	B1 ethyl acetate
0.0	0.0	A1 hexane	B1 ethyl acetate
1.0	0.0	A1 hexane	B1 ethyl acetate

Compound [28]

Sample: ALC-C-58 | **Rf 200** | **Thursday 15 October 2015 12:52PM**

4x Column: 2
RediSep Column: Silica 4g
Flow Rate: 18 ml/min
Equilibration Volume: 33.6 ml
Initial Waste: 0.0 ml
Air Purge: 10.0 min
Solvent: A1 hexane
Solvent: B1 ethyl acetate

Peak Tube Volume: Max.
Non-Peak Tube Volume: Max.
Loading Type: Solid
Wavelength 1 (red): 254nm
Peak Width: 30 sec
Threshold: 0.20 AU
Wavelength 2 (purple): 280nm

All Wavelength (orange): 200nm - 360nm
Peak Width: 30 sec
Threshold: 0.20 AU

Run Notes:

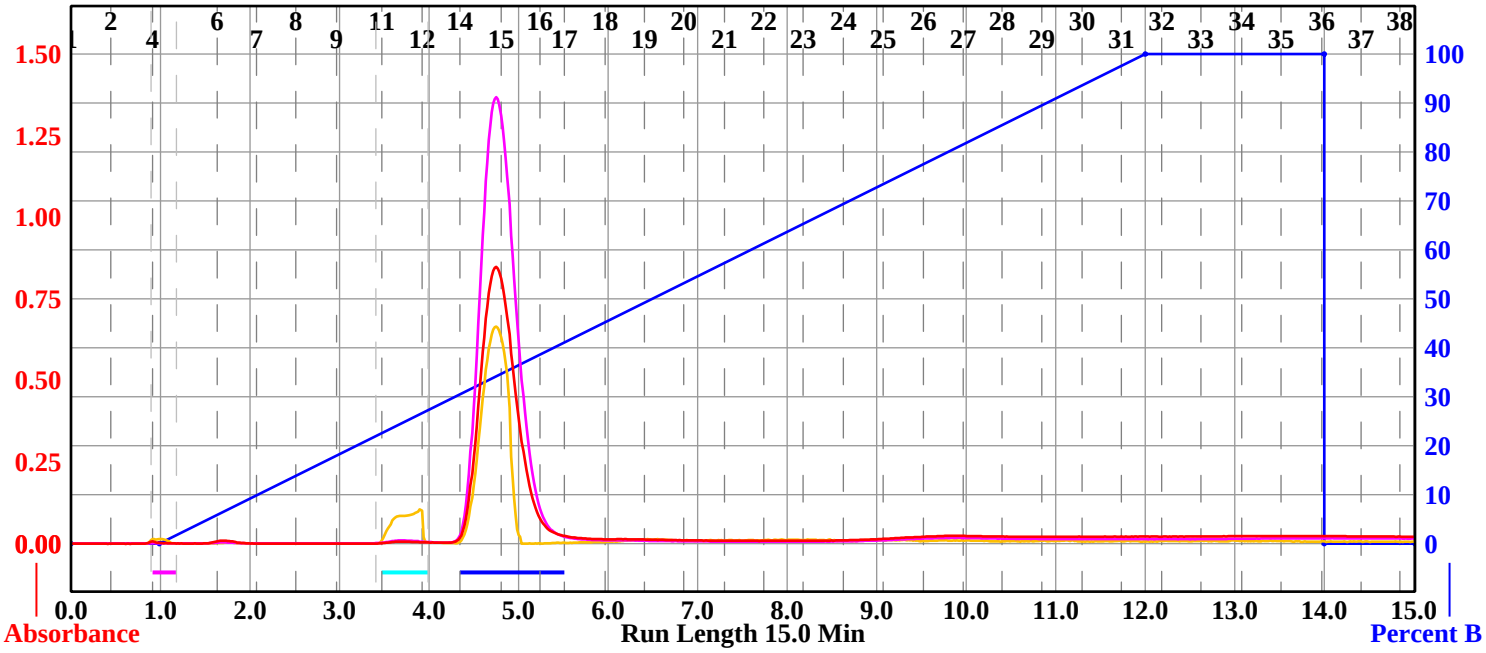

Rack A

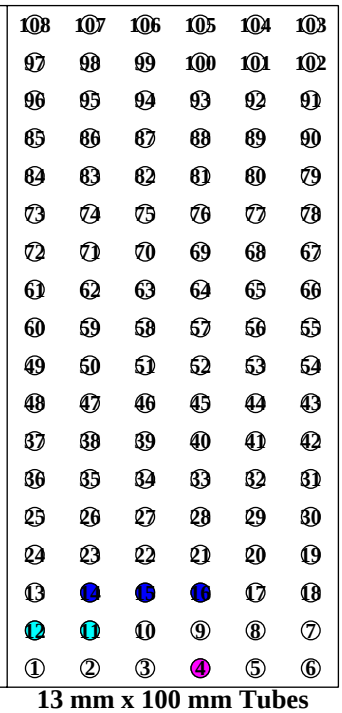

13 mm x 100 mm Tubes

Peak #	Start Tube	End Tube
1	A:4	A:4
2	A:11	A:12
3	A:14	A:16

Duration	%B	Solvent A	Solvent B
0.0	0.0	A1 hexane	B1 ethyl acetate
1.0	0.0	A1 hexane	B1 ethyl acetate
11.0	100.0	A1 hexane	B1 ethyl acetate
2.0	100.0	A1 hexane	B1 ethyl acetate
0.0	0.0	A1 hexane	B1 ethyl acetate
1.0	0.0	A1 hexane	B1 ethyl acetate

Compound [29]

Sample: ALC-B-280 | **Rf 200** | **Friday 02 October 2015 11:28AM**

4x Column: 2
RediSep Column: Silica 4g
Flow Rate: 18 ml/min
Equilibration Volume: 33.6 ml
Initial Waste: 0.0 ml
Air Purge: 10.0 min
Solvent: A1 hexane
Solvent: B1 ethyl acetate

Peak Tube Volume: Max.
Non-Peak Tube Volume: Max.
Loading Type: Solid
Wavelength 1 (red): 254nm
Peak Width: 30 sec
Threshold: 0.20 AU
Wavelength 2 (purple): 280nm

All Wavelength (orange): 200nm - 360nm
Peak Width: 30 sec
Threshold: 0.20 AU

Run Notes:

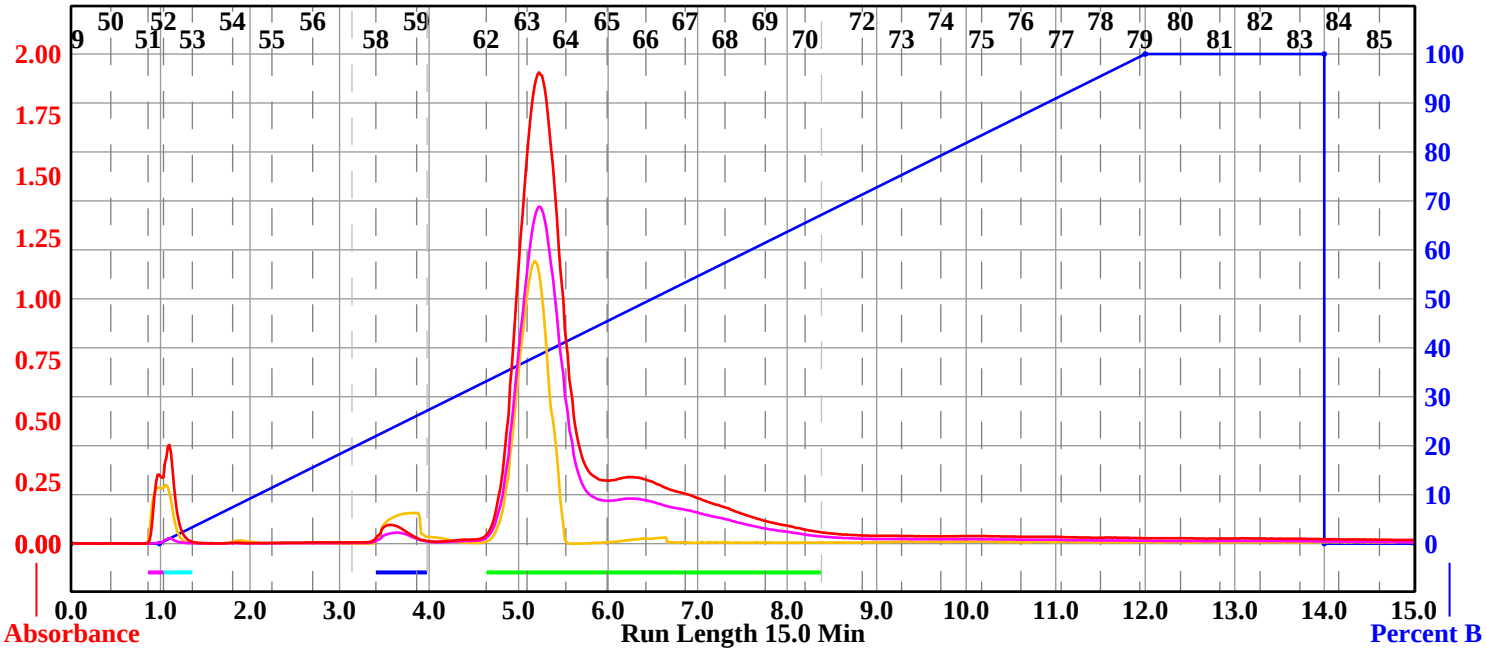

Rack A

108	107	106	105	104	103
97	98	99	100	101	102
96	95	94	93	92	91
85	86	87	88	89	90
84	83	82	81	80	79
73	74	75	76	77	78
72	71	70	69	68	67
61	62	63	64	65	66
60	59	58	57	56	55
49	50	51	52	53	54
48	47	46	45	44	43
37	38	39	40	41	42
36	35	34	33	32	31
25	26	27	28	29	30
24	23	22	21	20	19
13	14	15	16	17	18
12	11	10	9	8	7
1	2	3	4	5	6

13 mm x 100 mm Tubes

Peak #	Start Tube	End Tube
1	A:51	A:51
2	A:52	A:52
3	A:58	A:59
4	A:62	A:70

Duration	%B	Solvent A	Solvent B
0.0	0.0	A1 hexane	B1 ethyl acetate
1.0	0.0	A1 hexane	B1 ethyl acetate
11.0	100.0	A1 hexane	B1 ethyl acetate
2.0	100.0	A1 hexane	B1 ethyl acetate
0.0	0.0	A1 hexane	B1 ethyl acetate
1.0	0.0	A1 hexane	B1 ethyl acetate

Compound [30]

Sample: ALC-B-244 | **Rf 200** | **Friday 25 September 2015 09:50AM**

4x Column: 2
RediSep Column: Silica 4g
Flow Rate: 18 ml/min
Equilibration Volume: 33.6 ml
Initial Waste: 0.0 ml
Air Purge: 10.0 min
Solvent: A1 hexane
Solvent: B2 methanol

Peak Tube Volume: Max.
Non-Peak Tube Volume: Max.
Loading Type: Solid
Wavelength 1 (red): 254nm
Peak Width: 30 sec
Threshold: 0.20 AU
Wavelength 2 (purple): 280nm

All Wavelength (orange): 200nm - 360nm
Peak Width: 30 sec
Threshold: 0.20 AU

Run Notes:

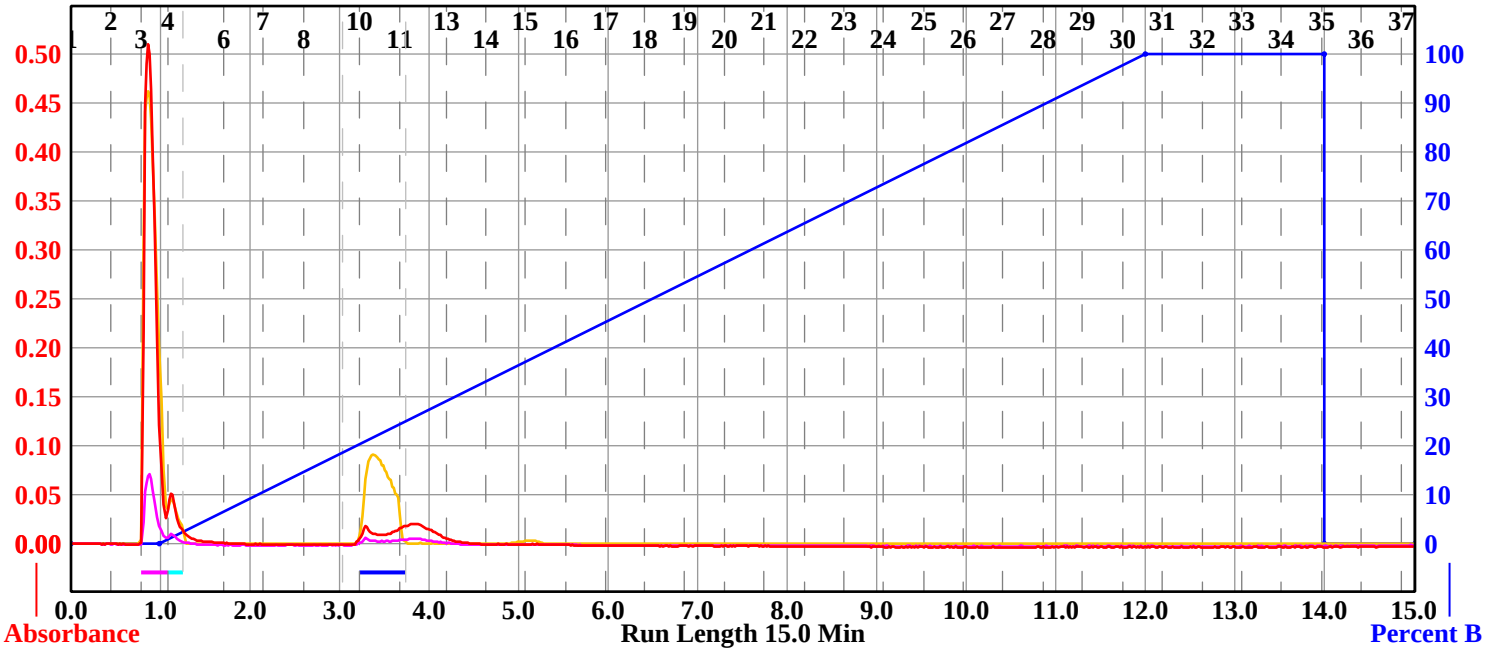

Rack A

108	107	106	105	104	103
97	98	99	100	101	102
96	95	94	93	92	91
85	86	87	88	89	90
84	83	82	81	80	79
73	74	75	76	77	78
72	71	70	69	68	67
61	62	63	64	65	66
60	59	58	57	56	55
49	50	51	52	53	54
48	47	46	45	44	43
37	38	39	40	41	42
36	35	34	33	32	31
25	26	27	28	29	30
24	23	22	21	20	19
13	14	15	16	17	18
12	11	10	9	8	7
1	2	3	4	5	6

13 mm x 100 mm Tubes

Peak #	Start Tube	End Tube
1	A:3	A:3
2	A:4	A:4
3	A:10	A:11

Duration	%B	Solvent A	Solvent B
0.0	0.0	A1 hexane	B2 methanol
1.0	0.0	A1 hexane	B2 methanol
11.0	100.0	A1 hexane	B2 methanol
2.0	100.0	A1 hexane	B2 methanol
0.0	0.0	A1 hexane	B2 methanol
1.0	0.0	A1 hexane	B2 methanol

Compound [31]

Sample: ALC-C-12 | **Rf 200** | **Friday 02 October 2015 10:53AM**

4x Column: 2
RediSep Column: Silica 4g
Flow Rate: 18 ml/min
Equilibration Volume: 33.6 ml
Initial Waste: 0.0 ml
Air Purge: 10.0 min
Solvent: A1 hexane
Solvent: B2 methanol

Peak Tube Volume: Max.
Non-Peak Tube Volume: Max.
Loading Type: Solid
Wavelength 1 (red): 254nm
Peak Width: 30 sec
Threshold: 0.20 AU
Wavelength 2 (purple): 280nm

All Wavelength (orange): 200nm - 360nm
Peak Width: 30 sec
Threshold: 0.20 AU

Run Notes:

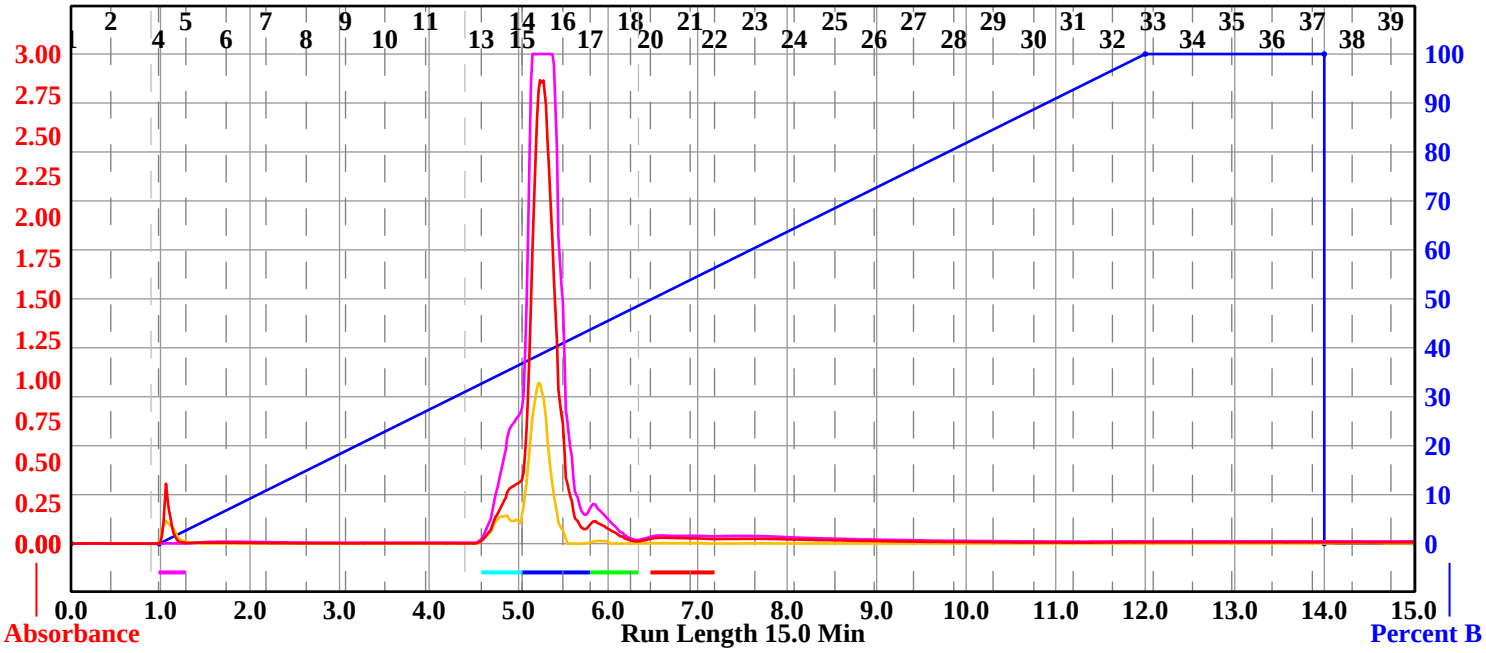

Rack A

108	107	106	105	104	103
97	98	99	100	101	102
96	95	94	93	92	91
85	86	87	88	89	90
84	83	82	81	80	79
73	74	75	76	77	78
72	71	70	69	68	67
61	62	63	64	65	66
60	59	58	57	56	55
49	50	51	52	53	54
48	47	46	45	44	43
37	38	39	40	41	42
36	35	34	33	32	31
25	26	27	28	29	30
24	23	22	21	20	19
13	14	15	16	17	18
12	11	10	9	8	7
1	2	3	4	5	6

13 mm x 100 mm Tubes

Peak #	Start Tube	End Tube
1	A:4	A:4
2	A:13	A:14
3	A:15	A:16
4	A:17	A:18
5	A:20	A:21

Duration	%B	Solvent A	Solvent B
0.0	0.0	A1 hexane	B2 methanol
1.0	0.0	A1 hexane	B2 methanol
11.0	100.0	A1 hexane	B2 methanol
2.0	100.0	A1 hexane	B2 methanol
0.0	0.0	A1 hexane	B2 methanol
1.0	0.0	A1 hexane	B2 methanol

Compound [32]

Sample: ALC-B-272 | **Rf 200** | **Thursday 01 October 2015 12:34PM**

4x Column: 2
RediSep Column: Silica 4g
Flow Rate: 18 ml/min
Equilibration Volume: 33.6 ml
Initial Waste: 0.0 ml
Air Purge: 10.0 min
Solvent: A1 hexane
Solvent: B2 methanol

Peak Tube Volume: Max.
Non-Peak Tube Volume: Max.
Loading Type: Solid
Wavelength 1 (red): 254nm
Peak Width: 30 sec
Threshold: 0.20 AU
Wavelength 2 (purple): 280nm

All Wavelength (orange): 200nm - 360nm
Peak Width: 30 sec
Threshold: 0.20 AU

Run Notes:

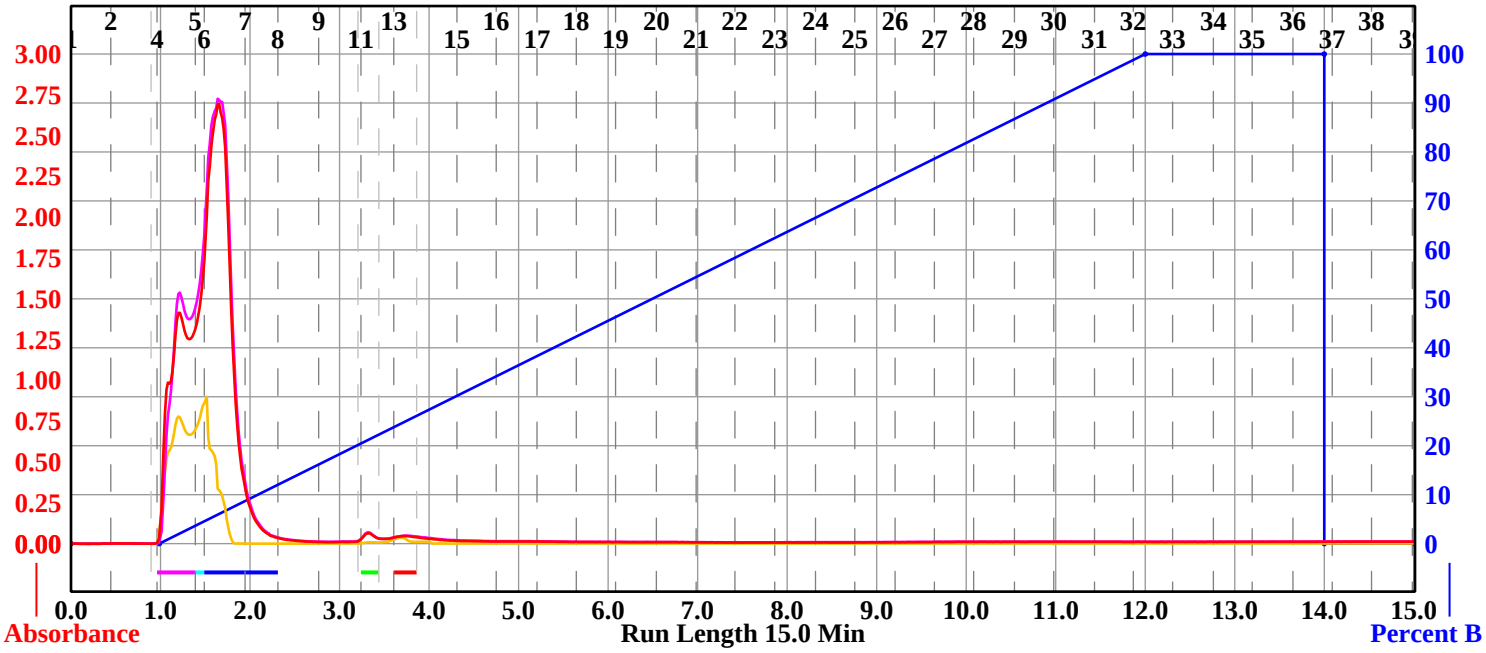

Rack A

108	107	106	105	104	103
97	98	99	100	101	102
96	95	94	93	92	91
85	86	87	88	89	90
84	83	82	81	80	79
73	74	75	76	77	78
72	71	70	69	68	67
61	62	63	64	65	66
60	59	58	57	56	55
49	50	51	52	53	54
48	47	46	45	44	43
37	38	39	40	41	42
36	35	34	33	32	31
25	26	27	28	29	30
24	23	22	21	20	19
13	14	15	16	17	18
12	11	10	9	8	7
1	2	3	4	5	6

13 mm x 100 mm Tubes

Peak #	Start Tube	End Tube
1	A:4	A:4
2	A:5	A:5
3	A:6	A:7
4	A:11	A:11
5	A:13	A:13

Duration	%B	Solvent A	Solvent B
0.0	0.0	A1 hexane	B2 methanol
1.0	0.0	A1 hexane	B2 methanol
11.0	100.0	A1 hexane	B2 methanol
2.0	100.0	A1 hexane	B2 methanol
0.0	0.0	A1 hexane	B2 methanol
1.0	0.0	A1 hexane	B2 methanol

Compound [34]

Sample: ALC-C-38 | **Rf 200** | **Wednesday 07 October 2015 01:49PM**

4x Column: 2
RediSep Column: Silica 4g
Flow Rate: 18 ml/min
Equilibration Volume: 33.6 ml
Initial Waste: 0.0 ml
Air Purge: 10.0 min
Solvent: A1 hexane
Solvent: B1 ethyl acetate

Peak Tube Volume: Max.
Non-Peak Tube Volume: Max.
Loading Type: Solid
Wavelength 1 (red): 254nm
Peak Width: 30 sec
Threshold: 0.20 AU
Wavelength 2 (purple): 280nm

All Wavelength (orange): 200nm - 360nm
Peak Width: 30 sec
Threshold: 0.20 AU

Run Notes:

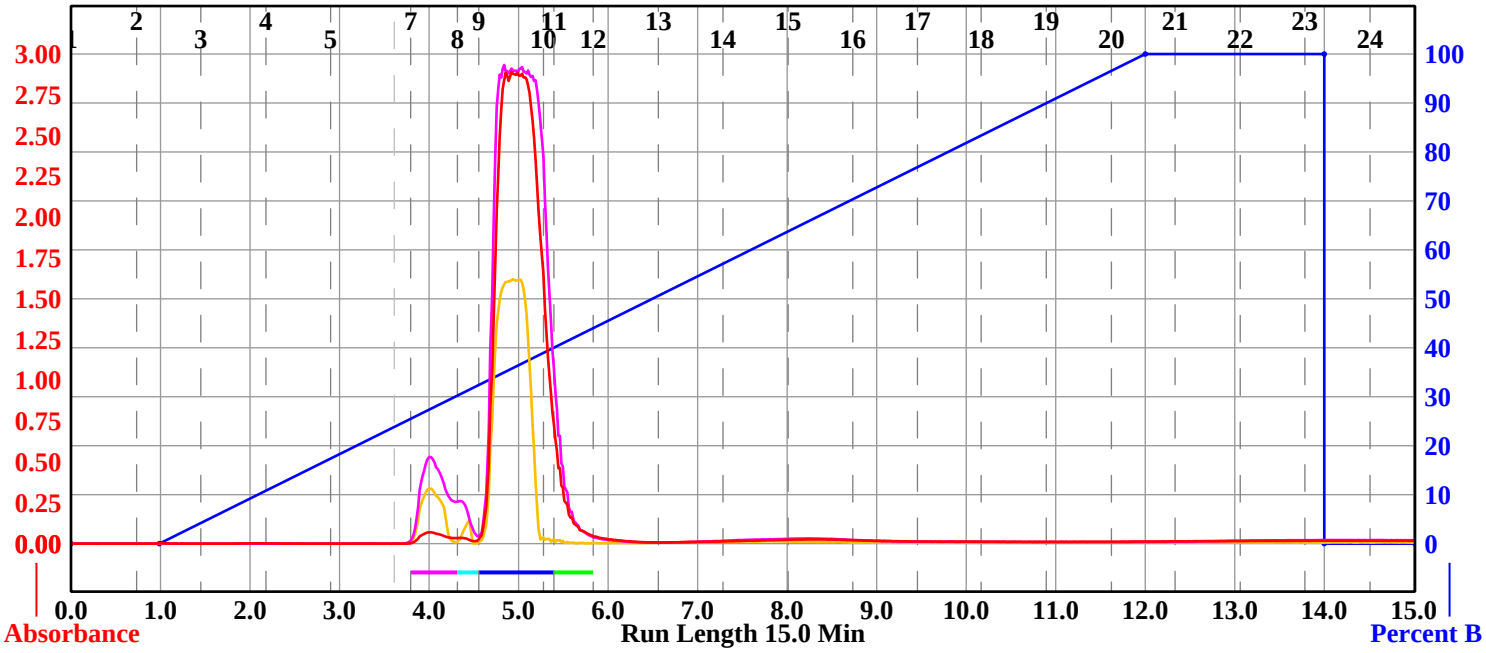

Rack A

71	72	73	74	75
70	69	68	67	66
61	62	63	64	65
60	59	58	57	56
51	52	53	54	55
50	49	48	47	46
41	42	43	44	45
40	39	38	37	36
31	32	33	34	35
30	29	28	27	26
21	22	23	24	25
20	19	18	17	16
11	12	13	14	15
10	9	8	7	6
1	2	3	4	5

16 mm x 100 mm Tubes

Peak #	Start Tube	End Tube
1	A:7	A:7
2	A:8	A:8
3	A:9	A:10
4	A:11	A:11

Duration	%B	Solvent A	Solvent B
0.0	0.0	A1 hexane	B1 ethyl acetate
1.0	0.0	A1 hexane	B1 ethyl acetate
11.0	100.0	A1 hexane	B1 ethyl acetate
2.0	100.0	A1 hexane	B1 ethyl acetate
0.0	0.0	A1 hexane	B1 ethyl acetate
1.0	0.0	A1 hexane	B1 ethyl acetate

Compound [35]

Sample: ALC-C-34 | **Rf 200** | **Wednesday 07 October 2015 02:19PM**

4x Column: 3
RediSep Column: Silica 4g
Flow Rate: 18 ml/min
Equilibration Volume: 33.6 ml
Initial Waste: 0.0 ml
Air Purge: 10.0 min
Solvent: A1 hexane
Solvent: B1 ethyl acetate

Peak Tube Volume: Max.
Non-Peak Tube Volume: Max.
Loading Type: Solid
Wavelength 1 (red): 254nm
Peak Width: 30 sec
Threshold: 0.20 AU
Wavelength 2 (purple): 280nm

All Wavelength (orange): 200nm - 360nm
Peak Width: 30 sec
Threshold: 0.20 AU

Run Notes:

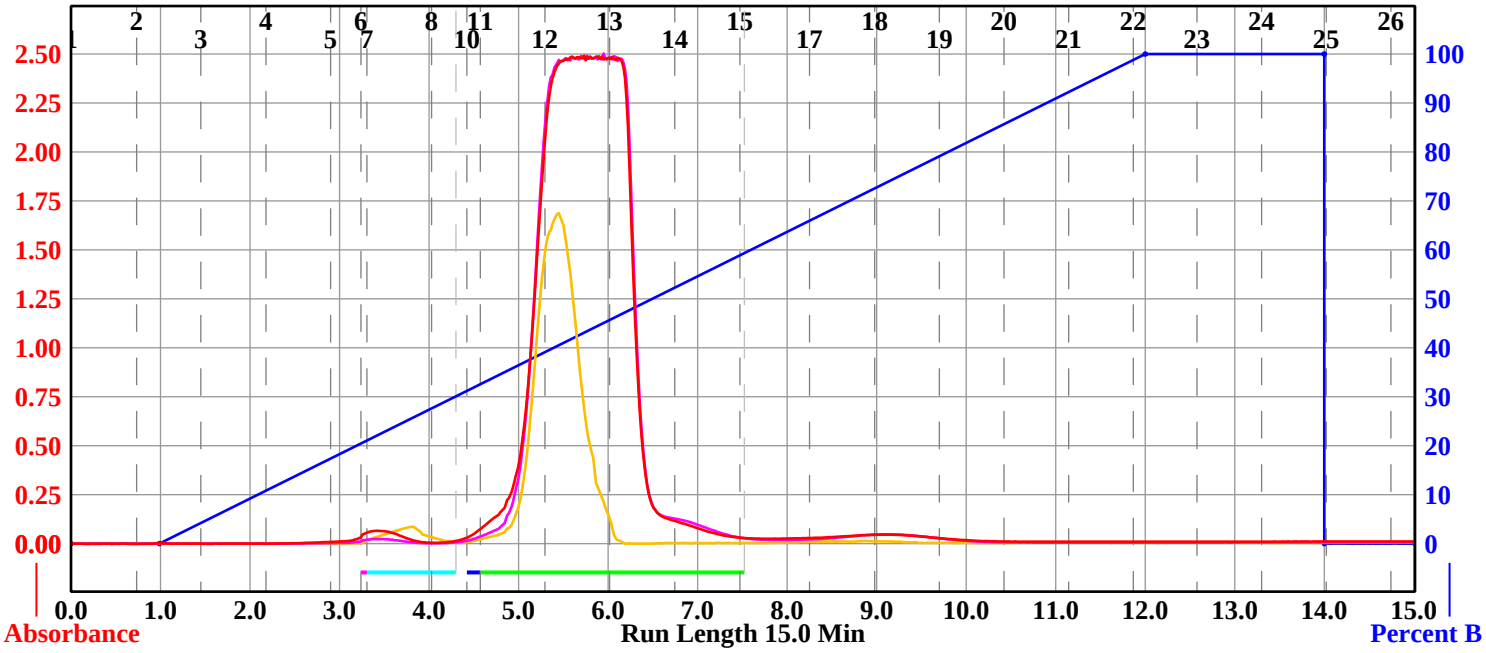

Rack A



16 mm x 100 mm Tubes

Peak #	Start Tube	End Tube
1	A:6	A:6
2	A:7	A:8
3	A:10	A:10
4	A:11	A:15

Duration	%B	Solvent A	Solvent B
0.0	0.0	A1 hexane	B1 ethyl acetate
1.0	0.0	A1 hexane	B1 ethyl acetate
11.0	100.0	A1 hexane	B1 ethyl acetate
2.0	100.0	A1 hexane	B1 ethyl acetate
0.0	0.0	A1 hexane	B1 ethyl acetate
1.0	0.0	A1 hexane	B1 ethyl acetate

Compound [36]

Sample: ALC-B-120-3 | **Rf 200** | **Thursday 13 August 2015 02:10PM**

4x Column: 3
RediSep Column: Silica 4g
Flow Rate: 18 ml/min
Equilibration Volume: 33.6 ml
Initial Waste: 0.0 ml
Air Purge: 10.0 min
Solvent: A1 hexane
Solvent: B1 ethyl acetate

Peak Tube Volume: Max.
Non-Peak Tube Volume: Max.
Loading Type: Solid
Wavelength 1 (red): 254nm
Peak Width: 30 sec
Threshold: 0.20 AU
Wavelength 2 (purple): 280nm

All Wavelength (orange): 200nm - 360nm
Peak Width: 30 sec
Threshold: 0.20 AU

Run Notes:

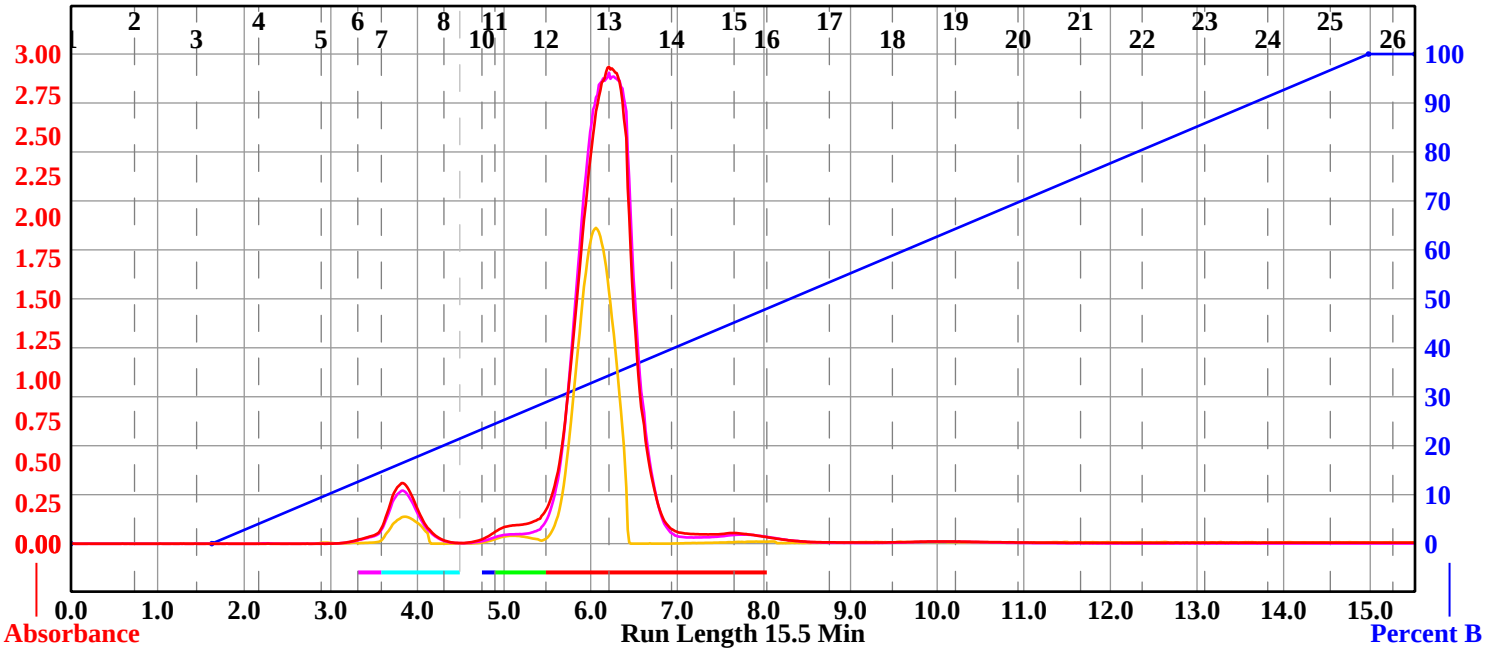

Rack A



16 mm x 100 mm Tubes

Peak #	Start Tube	End Tube
1	A:6	A:6
2	A:7	A:8
3	A:10	A:10
4	A:11	A:11
5	A:12	A:15

Duration	%B	Solvent A	Solvent B
0.0	0.0	A1 hexane	B1 ethyl acetate
1.6	0.0	A1 hexane	B1 ethyl acetate
13.4	100.0	A1 hexane	B1 ethyl acetate
0.5	100.0	A1 hexane	B1 ethyl acetate

Compound [37]

Sample: ALC-B-64-1 | **Rf 200** | **Friday 10 July 2015 10:51AM**

4x Column: 2
RediSep Column: Silica 4g
Flow Rate: 18 ml/min
Equilibration Volume: 33.6 ml
Initial Waste: 0.0 ml
Air Purge: 10.0 min
Solvent: A1 hexane
Solvent: B1 ethyl acetate

Peak Tube Volume: Max.
Non-Peak Tube Volume: Max.
Loading Type: Solid
Wavelength 1 (red): 254nm
Peak Width: 30 sec
Threshold: 0.20 AU
Wavelength 2 (purple): 280nm

All Wavelength (orange): 200nm - 360nm
Peak Width: 30 sec
Threshold: 0.20 AU

Run Notes:

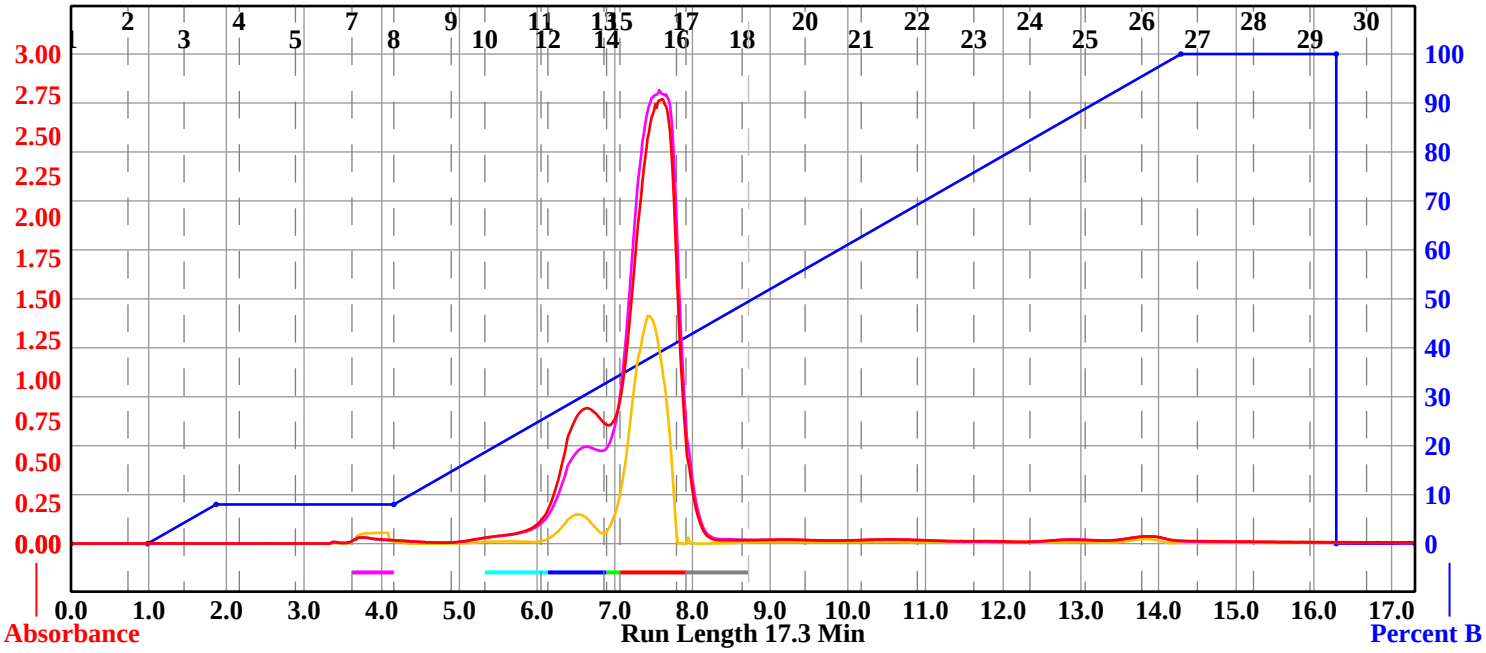

Rack A



16 mm x 100 mm Tubes

Peak #	Start Tube	End Tube
1	A:7	A:7
2	A:10	A:11
3	A:12	A:13
4	A:14	A:14
5	A:15	A:16
6	A:17	A:18

Duration	%B	Solvent A	Solvent B
0.0	0.0	A1 hexane	B1 ethyl acetate
1.0	0.0	A1 hexane	B1 ethyl acetate
0.9	8.0	A1 hexane	B1 ethyl acetate
2.3	8.0	A1 hexane	B1 ethyl acetate
10.1	100.0	A1 hexane	B1 ethyl acetate
2.0	100.0	A1 hexane	B1 ethyl acetate
0.0	0.0	A1 hexane	B1 ethyl acetate
1.0	0.0	A1 hexane	B1 ethyl acetate