

Impact of Covid-19 on Local Authority Archaeology Services



1	ACKNOWLEDGEMENTS.....	5
2	EXECUTIVE SUMMARY	5
3	INTRODUCTION.....	6
3.1	ALGAO	6
3.2	Development-Led Archaeology	6
3.3	Background to the Project	7
3.4	Timeline of COVID-19 and archaeological practice in the UK	7
4	METHODOLOGY.....	11
4.1	Response Rate	11
5	NATIONAL RESULTS.....	13
5.1	Has your archaeology service continued to deliver either a full or partial service since the Covid-19 lockdown was introduced?	13
5.2	Please select a checkbox for each aspect of your archaeological service delivery during lockdown.	14
5.3	Has the overall use of your service increased/remained the same/ decreased?	25
5.4	Have any of your staff been furloughed or redeployed?	26
5.5	In the mid to long term, how do you envisage Covid-19 affecting the following aspects of your service?	27
5.6	What virtual meeting platforms have you used during this time?	28
6	EAST MIDLANDS RESULTS.....	29
6.1	Has your archaeology service continued to deliver either a full or partial service since the Covid-19 lockdown was introduced?	29
6.2	Please select a checkbox for each aspect of your archaeological service delivery during lockdown.	29
6.3	Has the overall use of your service increased/remained the same/ decreased?	33
6.4	Have any of your staff been furloughed or redeployed?	33
6.5	In the mid to long term, how do you envisage Covid-19 affecting the following aspects of your service?	33
7	EAST OF ENGLAND RESULTS	34
7.1	Has your archaeology service continued to deliver either a full or partial service since the Covid-19 lockdown was introduced?	34
7.2	Please select a checkbox for each aspect of your archaeological service delivery during lockdown.	34
7.3	Has the overall use of your service increased/remained the same/ decreased?	38
7.4	Have any of your staff been furloughed or redeployed?	38
7.5	In the mid to long term, how do you envisage Covid-19 affecting the following aspects of your service?	38
8	LONDON RESULTS.....	39

8.1	Has your archaeology service continued to deliver either a full or partial service since the Covid-19 lockdown was introduced?	39
8.2	Please select a checkbox for each aspect of your archaeological service delivery during lockdown.	39
8.3	Has the overall use of your service increased/remained the same/ decreased?	43
8.4	Have any of your staff been furloughed or redeployed?	43
8.5	In the mid to long term, how do you envisage Covid-19 affecting the following aspects of your service?	43
9	NORTH-EAST ENGLAND RESULTS	44
9.1	Has your archaeology service continued to deliver either a full or partial service since the Covid-19 lockdown was introduced?	44
9.2	Please select a checkbox for each aspect of your archaeological service delivery during lockdown.	44
9.3	Has the overall use of your service increased/remained the same/ decreased?	48
9.4	Have any of your staff been furloughed or redeployed?	48
9.5	In the mid to long term, how do you envisage Covid-19 affecting the following aspects of your service?	48
10	NORTH-WEST ENGLAND RESULTS	49
10.1	Has your archaeology service continued to deliver either a full or partial service since the Covid-19 lockdown was introduced?	49
10.2	Please select a checkbox for each aspect of your archaeological service delivery during lockdown.	49
10.3	Has the overall use of your service increased/remained the same/ decreased?	53
10.4	Have any of your staff been furloughed or redeployed?	53
10.5	In the mid to long term, how do you envisage Covid-19 affecting the following aspects of your service?	53
11	SOUTH-EAST ENGLAND RESULTS	54
11.1	Has your archaeology service continued to deliver either a full or partial service since the Covid-19 lockdown was introduced?	54
11.2	Please select a checkbox for each aspect of your archaeological service delivery during lockdown.	54
11.3	Has the overall use of your service increased/remained the same/ decreased?	58
11.4	Have any of your staff been furloughed or redeployed?	58
11.5	In the mid to long term, how do you envisage Covid-19 affecting the following aspects of your service?	58
12	SOUTH-WEST ENGLAND RESULTS.....	59
12.1	Has your archaeology service continued to deliver either a full or partial service since the Covid-19 lockdown was introduced?	59
12.2	Please select a checkbox for each aspect of your archaeological service delivery during lockdown.	59
12.3	Has the overall use of your service increased/remained the same/ decreased?	63
12.4	Have any of your staff been furloughed or redeployed?	63

12.5 In the mid to long term, how do you envisage Covid-19 affecting the following aspects of your service?	63
13 WEST MIDLANDS RESULTS	64
13.1 Has your archaeology service continued to deliver either a full or partial service since the Covid-19 lockdown was introduced?	64
13.2 Please select a checkbox for each aspect of your archaeological service delivery during lockdown.	64
13.3 Has the overall use of your service increased/remained the same/ decreased?	68
13.4 Have any of your staff been furloughed or redeployed?	68
13.5 In the mid to long term, how do you envisage Covid-19 affecting the following aspects of your service?	68
14 YORKSHIRE & THE HUMBER RESULTS.....	69
14.1 Has your archaeology service continued to deliver either a full or partial service since the Covid-19 lockdown was introduced?	69
14.2 Please select a checkbox for each aspect of your archaeological service delivery during lockdown.	69
14.3 Has the overall use of your service increased/remained the same/ decreased?	73
14.4 Have any of your staff been furloughed or redeployed?	73
14.5 In the mid to long term, how do you envisage Covid-19 affecting the following aspects of your service?	73
15 SCOTLAND RESULTS	74
15.1 Has your archaeology service continued to deliver either a full or partial service since the Covid-19 lockdown was introduced?	74
15.2 Please select a checkbox for each aspect of your archaeological service delivery during lockdown.	74
15.3 Has the overall use of your service increased/remained the same/ decreased?	78
15.4 Have any of your staff been furloughed or redeployed?	78
15.5 In the mid to long term, how do you envisage Covid-19 affecting the following aspects of your service?	78
16 WALES RESULTS	79
16.1 Has your archaeology service continued to deliver either a full or partial service since the Covid-19 lockdown was introduced?	79
16.2 Please select a checkbox for each aspect of your archaeological service delivery during lockdown.	79
16.3 Has the overall use of your service increased/remained the same/ decreased?	83
16.4 Have any of your staff been furloughed or redeployed?	83
16.5 In the mid to long term, how do you envisage Covid-19 affecting the following aspects of your service?	83
17 NORTHERN IRELAND RESULTS	84



This report was commissioned by The Association of Local Government Archaeological Officers (ALGAO:UK), which provides a forum for archaeologists working for local authorities and national parks throughout the UK. Members include metropolitan authorities, shire counties, unitary authorities, London boroughs, national parks and historic cities, towns and boroughs across England, Wales and Scotland as well as representatives from Northern Ireland.

Working for local government, ALGAO members have four key functions in order to encourage the identification, recording, protection, management, interpretation and promotion of archaeological sites and monuments:

- Maintain a record of the Historic Environment Record (HER) encompassing archaeological sites, monuments and landscapes.
- Provide advice and information on the care and management of the historic environment, especially through the planning system.
- Promote the recording, interpretation and understanding of the historic environment.
- Champion the historic environment's contribution to economic development and regeneration as well as learning, leisure, tourism and local distinctiveness.

ISBN 978-0-9572452-6-6

doi: [10.6084/m9.figshare.12651449](https://doi.org/10.6084/m9.figshare.12651449)

Published by Landward Research Ltd, July 2020

Authors: Kenneth Aitchison, Poppy German and Doug Rocks-Macqueen



This work is licensed under a

[Creative Commons Attribution-ShareAlike 4.0 International License](https://creativecommons.org/licenses/by-sa/4.0/).

1 Acknowledgements

Ruth Beckley, James Dinn, Quinton Carroll, Tomos Jones, John Lawson, Bruce Mann and Andrew Robertson (all of ALGAO) acted as the project board, providing information, advice and guidance.

Data analysis was undertaken by Poppy German and maps & layout produced by Doug Rocks-Macqueen.

2 Executive Summary

This project was a rapid survey of ALGAO members, undertaken in June 2020, to ascertain the effects of the Covid-19 pandemic on their work. It found that the overwhelming majority of ALGAO members have been able to continue to deliver services as they were able to do before the onset of the pandemic. This means that the availability of local government advice has not been a factor leading to reductions in archaeological work.

Any reductions have been the consequence of wider restrictions on working being put in place to ensure the safety of workers.

Key findings:

- The majority (c.70%) of ALGAO members have continued to provide planning advice, policy advice, to comment on active developments and to provide Historic Environment Record services.
- The provision of non-planning-related advice to external groups and individuals, and other outward-facing activities, has reduced.
- 70% of ALGAO members report no change in the overall level of use of their service during Covid-19, although 28% have experienced a decline in use.
- Where staff have been furloughed, these are nearly all people working for services which are provided to local government by external trusts.
- Looking to the future, increases in budgets or staffing levels are not expected; many consider that either or both their budgets or staff complements could be reduced in the medium or long-term.

3 Introduction

3.1 ALGAO

ALGAO is the Association of Local Government Archaeological Officers. The Association's members include metropolitan authorities, shire counties, unitary authorities, London boroughs, national parks and historic cities, towns and boroughs across England, Wales and Scotland as well as representatives from Northern Ireland and the Isle of Man. Membership is granted to all professional archaeologists in the employ of the local authority heritage team. The local authority is then represented by its most senior professional archaeologist whose primary responsibility is to advise that authority, principally through the planning process, on conservation and management of the archaeological resource, and who has been nominated by that authority to represent it for voting purposes.

Some ALGAO members are joint services providing advice for several local authorities, such as the Greater London Archaeology Advisory Service (providing advice to 31 London Boroughs) or the West of Scotland Archaeology Service (providing advice to 12 Scottish Councils).



Figure 1: ALGAO members in red.

3.2 Development-Led Archaeology

ALGAO members facilitate the delivery of development-led archaeology, by advising planners of the appropriate requirements for archaeological work to be undertaken ahead of, or conditional upon, planning permission being granted. This archaeological work is then undertaken by separate, commercial providers on behalf of their clients (the recipients of planning permission), the whole process being overseen and managed by the Local Authority Archaeologists to ensure compliance.

In 2019, it was estimated that¹:

- Commercial Archaeology makes an annual direct contribution of £218m to the economy
- For every £1 spent on Local Authority Planning Archaeology £15 is returned in terms of spending on sustainable development.
- The work of ALGAO members provides up to an estimated £1.3bn in savings to construction industry through reduced delay costs every year
- The provision of Local Authority based archaeological services was worth up to £245m in savings to the public purse in 2017-18
-

3.3 Background to the Project

ALGAO wanted to determine whether services were:

- continuing or not during covid-19 lockdown in early 2020, and if so how this was being done (what software solutions were utilised etc);
- which aspects of services were continuing as normal;
- which ones required adaption;
- which couldn't be delivered;
- to learn if staff were being furloughed or redeployed.

This was an opportunity to find out what impacts the virus was having on archaeological advisory services, and what long-term impacts were anticipated.

3.4 Timeline of COVID-19 and archaeological practice in the UK

A range of measures, announced and implemented by the UK and devolved Governments have directly affected archaeological practice. Some of these have been universal measures, and some have been specifically related to the construction industry, the fundamental source of the overwhelming majority of applied archaeological work and which is mediated through the planning system. Some events have been specific to the archaeology sector and relate to announcements or advice given to archaeologists and their employers.

This timeline is necessarily selective and partial.

¹ Rocks-Macqueen, D. & Lewis, B. 2019. **Archaeology in Development Management: its contribution in England, Scotland and Wales**. Landward Research.
https://www.algao.org.uk/sites/default/files/documents/Archaeology_in_Development_Management.pdf

16 March 2020	Prime Minister advises everyone in the UK against "non-essential" travel and contact with others, to curb coronavirus, as well as to work from home if possible
17 March	Announcement that £330bn will be made available in loan guarantees for businesses affected by the virus.
20 March	Introduction of furloughing through the Coronavirus Job Retention Scheme - announcement made that the government would pay 80% of wages for employees not working, up to £2,500 a month, as part of "unprecedented" measures to protect people's jobs.
23 March	<p>Prime Minister announces a UK-wide partial lockdown, to contain the spread of the virus. The British public are instructed that they must stay at home, except for certain "very limited purposes" – shopping for basic necessities; for "one form of exercise a day"; for any medical need; and to travel to and from work when "absolutely necessary".</p> <p>Scotland's First Secretary calls to halt all non-essential construction work in Scotland</p>
24 March	Construction Leadership Council (CLC) publishes Site Operating Procedures (SOP) "To implement the Government's social distancing recommendation"
26 March	<p>The Health Protection (Coronavirus, Restrictions) (England) Regulations 2020 (SI 350) (the 'Lockdown Regulations') come into effect, significantly extending the range of businesses that are required by law to close with immediate effect including all retail businesses not on an approved list.</p> <p>Announcement that some self-employed workers will be paid 80% of profits, up to £2,500 a month</p>
28 March	New regulations bring Northern Ireland into line with the rest of the UK on lockdown.
31 March	Secretary of State for Business, Energy and Industrial Strategy, Alok Sharma, writes to the Construction Sector. "The Government has advised that wherever possible, people should work at home. However, we know that for many people working in construction their job requires them to travel to their place of work, and they can continue to do so." References the Site Operating Procedures (SOP) as the way to ensure safe working.
2 April	Following the BEIS letter confirming that construction sites should continue to operate during the coronavirus pandemic, Construction Leadership Council publishes version 2 of the SOP.
6 April	Scottish Government Coronavirus (COVID-19): construction sector guidance comes into effect

15 April	<p>Period of lockdown in Northern Ireland extended to 9 May.</p> <p>Construction Leadership Council publishes version 3 of the SOP.</p>
16 April	Announcement of three-week extension to the nationwide lockdown measures
29 April	<p>FAME and ALGAO reported to The Archaeology Forum with snapshot views of the situation. Report from FAME to The Archaeology Forum: “There have been significant impacts on commercial archaeology. Larger companies are coping better due to having greater capacity to put in place safe site working arrangements in coordination with larger clients. Much construction in England and Wales is continuing. Scotland has closed all ‘non-essential’ construction sites. Minerals work have stopped extraction. Planning work does continue. Total level of commercial archaeology activity is down. There are lots of commercial archaeologists on furlough. In Northern Ireland, only ‘essential’ sites are operating.”</p>
29 April continued	<p>Report from ALGAO to The Archaeology Forum: “Many local authority planning staff being redeployed as planning is considered non-essential. Some interesting challenges around prioritising workflows now that construction is speeding back up. Planning has been disrupted. Will emerge with levels of public borrowing similar to pre-austerity. Will this lead to renewed squeeze on public budgets? Furlough: Commercial post-ex and support teams furloughed. Could create a backlog of work in areas traditionally under pressure. University field teams completely shut down and will be at a commercial disadvantage moving forwards. A lot of pre-planning work going on, and expectation that there will be a lot of pressure for planning permissions and a rush to get projects started [once the UK emerges from lockdown].”</p>
4 May	<p>Prospect publishes guidance for archaeologists working on construction sites, Archaeology Industry Working Group (FAME, ClfA and Prospect) issues statement</p>
10 May	Prime Minister announces that those who cannot work from home, such as construction workers and those in manufacturing, are encouraged to return to work from the following day, but to avoid public transport if possible.
12 May	UK furlough scheme extended until October
11 May	UK Government publishes guidance on work in construction and other outdoor work (in England)

19 May	Construction Leadership Council publishes version 4 of the SOP (with minimal, technical changes). FAME (Federation of Archaeological Managers and Employers) confirms that it considers that CLC SOP v4 "continue to set the appropriate minimum for on-site work, and that FAME members should use these, supported by working advice produced by Prospect (COVID-19 Working Advice V1.1 04/05/2020) as guidance to undertake their own risk assessments and to implement appropriate measures to ensure safe working practices."
21 May	Scottish Government publishes Coronavirus (COVID-19): framework for decision making – Scotland's route map through and out of the crisis
29 May	Announcement that the Coronavirus Job Retention Scheme (furloughing) will end at the end of October. Before then, employers must pay tapering increases in wages, National Insurance and pension contributions. Self-employed people whose work has been affected by the outbreak will receive a "second and final" government grant in August.
15 June	The remainder of the Health Protection (Coronavirus, Restrictions) (England) (Amendment No. 4) Regulations 2020 (SI 588) comes into effect, allowing the general re-opening of English retail shops and public-facing businesses apart from those that are on a list of specific exclusions.
22 June	Updated Coronavirus (Covid-19): construction sector guidance comes into effect in Scotland
30 June	Prime Minister announces a £5bn post-coronavirus recovery plan for the UK that will see home building and improvements to infrastructure, and implies an intention to reduce some environmental protection measures within the planning process
1 July	Construction Leadership Council publishes SOP v5 to accommodate forthcoming government guidance on reduction of social distancing.
4 July	The <i>Health Protection (Coronavirus, Restrictions) (No. 2) (England) Regulations 2020</i> come into force in England, replacing and relaxing the previous Lockdown Regulations (SI 350); the 2m (6ft) social distancing guidance changed in England to "one metre plus".

4 Methodology

Survey questionnaires were automatically sent from the [EUSurvey](#) platform to all 104 ALGAO members on Monday 8th June 2020, with a deadline for responses of Friday 19th June. These were sent individually to each member (a list of email addresses was provided by ALGAO), addressing them by their first names. The survey was branded with the ALGAO logo.

This was immediately followed by an introductory email from the ALGAO Chair, alerting members and flagging its imminent arrival to encourage them to respond. On 15th June, reminders were sent from the survey platform to all ALGAO members, and following that targeted, individual reminders were sent on the 17th June from ALGAO Committee Members to members that had not yet responded.

The introduction to the survey stated:

“The Covid-19 pandemic and subsequent implementation of lockdown procedures has caused changes to industries across all sectors worldwide. ALGAO are seeking your assistance to gain further understanding into how lockdown procedures are impacting local authority archaeology services.

To enable this, Landward Research Limited have been invited to produce a survey which all ALGAO members are asked to complete. Each and every one of your responses provides us with valuable insight into your experiences, allowing us to support you going forward”.

4.1 Response Rate

93 useable responses were received, together with one blank response. These 93 responses represent an extremely good response rate of 89.4%.

The approach of using reminders, and then second, targeted personal reminders was extremely effective in obtaining high-quality responses.

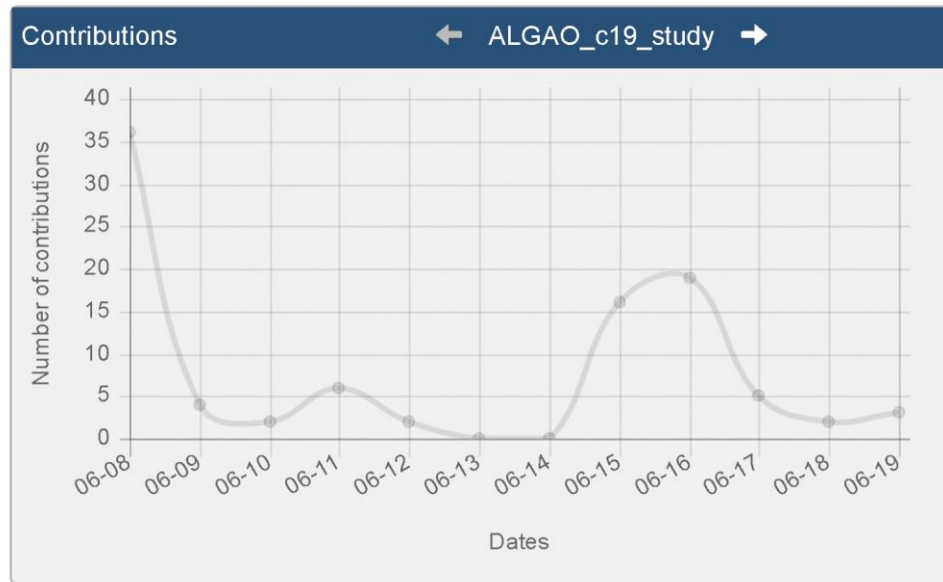
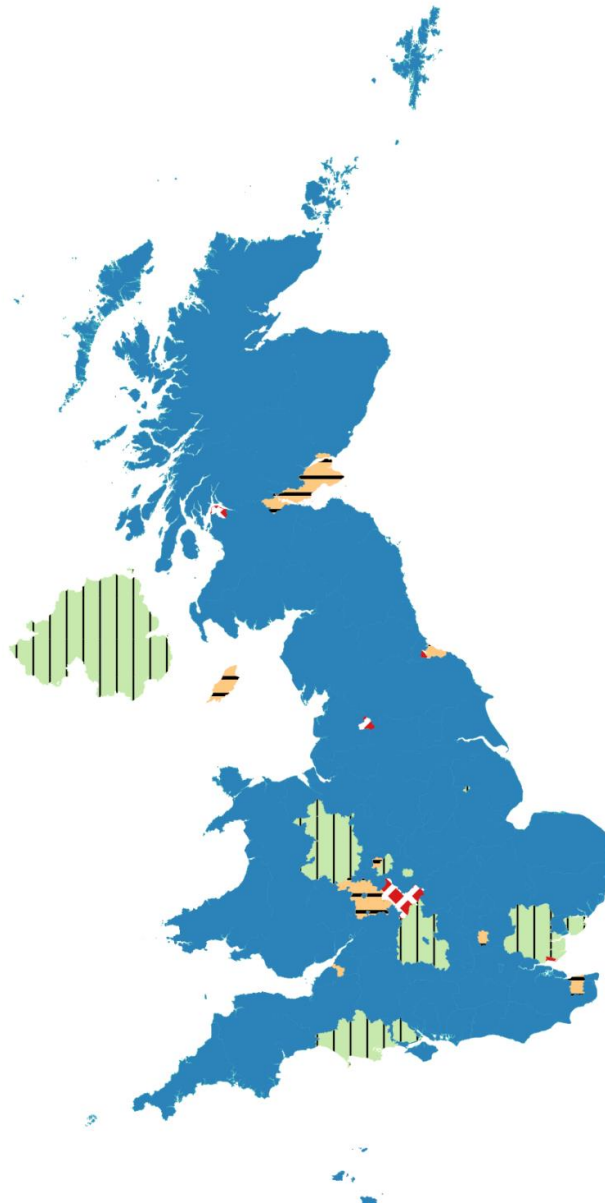
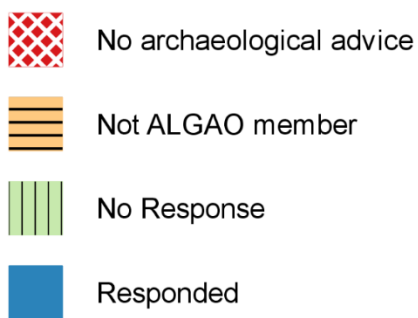


Figure 2: Responses to the survey over time – invitations sent on 8th June, reminders on 15th and second, personalised reminders on 17th June.

Figure 3: Map of responses to the survey. Those areas without archaeological advice or who are not members of ALGAO were not sent the survey.



5 National Results

Aggregate results are presented (with brief comment) for all responses from ALGAO members across the UK. Following this, tables are presented with the specific results for nine English regions, Scotland and Wales. All Northern Irish counties receive a joint service from the Department for Communities (NIEA), but unfortunately no response was received for Northern Ireland.

5.1 Has your archaeology service continued to deliver either a full or partial service since the Covid-19 lockdown was introduced?

	Number of Responses	% of participants
Yes, full service	64	68.8 %
Yes, partial service	28	30.1 %
No	1	1.1 %
total (n=)	93	
Unanswered	1	

Table 1: Responses to 'Has your archaeology service continued to deliver either a full or partial service since the Covid-19 lockdown was introduced?'

A majority (69%) of archaeology advisory services to local planning authorities are continuing to deliver full services during the Covid-19 crisis. A further 30% are continuing to deliver partial services, and only 1 respondent of 93 – 1% – was not able to continue to deliver any service.

It should be noted that the survey was sent to 104 ALGAO members, and so 11 either did not answer this question or did not reply. It is possible that some of these non-respondents were unable to respond because they were not delivering any service when contacted.

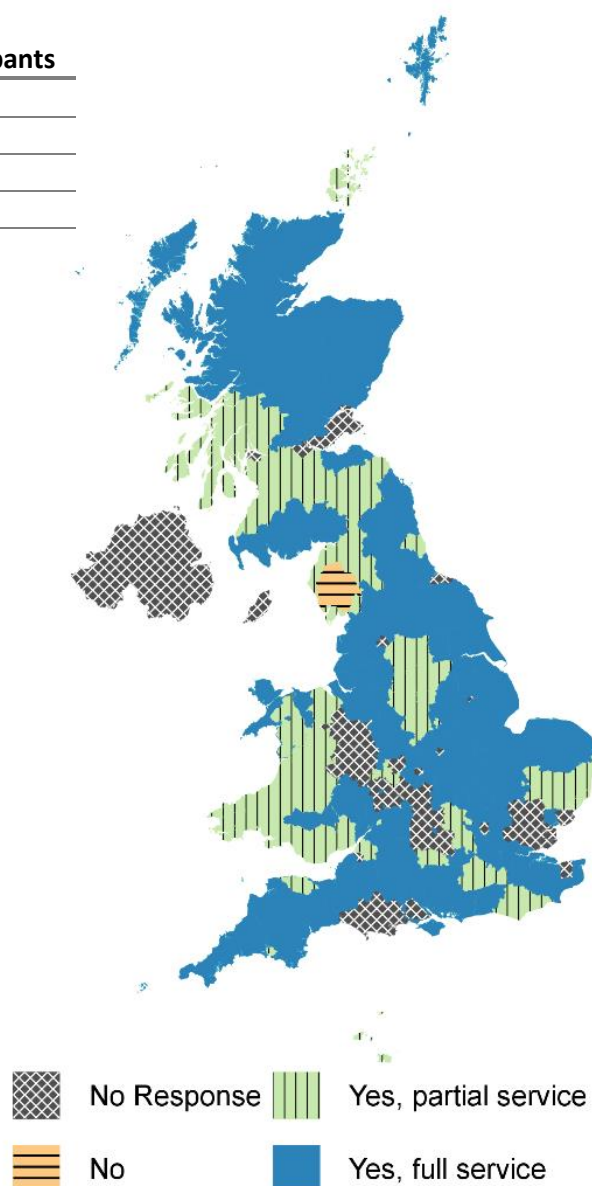


Figure 4: Map of responses to 'Has your archaeology service continued to deliver either a full or partial service since the Covid-19 lockdown was introduced?'

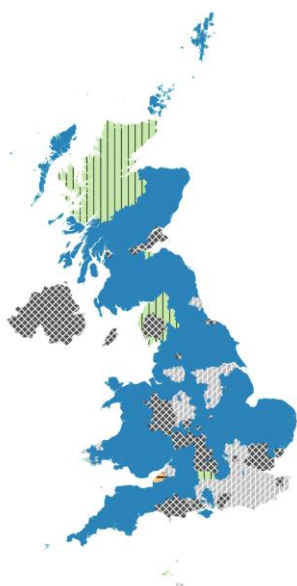
5.2 Please select a checkbox for each aspect of your archaeological service delivery during lockdown.

The overwhelming majority of ALGAO members have continued to be able to provide normal services relating to planning applications during the Covid-19 lockdown period. More than 90% of respondents continue to monitor weekly planning lists as normal.

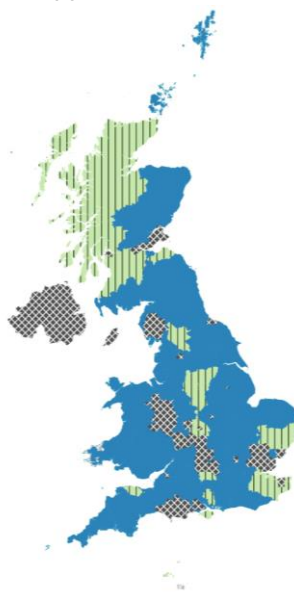
service delivery	Monitor weekly planning lists		Provide pre-planning application advice		Comment on planning applications	
	Number	%	Number	%	Number	%
as normal	67	90.5 %	72	79.1 %	76	84.4 %
with restrictions	5	6.8 %	18	19.8 %	13	14.4 %
suspended	2	2.7 %	1	1.1 %	1	1.1 %

Table 2: Delivery of Planning Services during the Covid-19 Lockdown Period. That usually provide this service.

Monitor weekly planning lists



Provide pre-planning application advice



Comment on planning applications

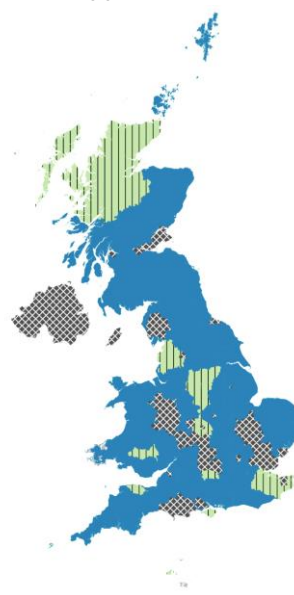
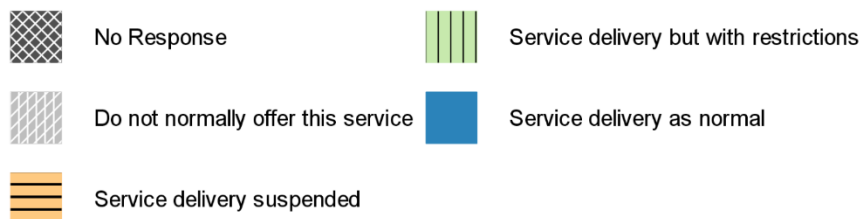


Figure 5: Maps of results found in Table 2.



While the majority of services are able to continue to provide advice to archaeological contractors and clients, site monitoring visits have been seriously restricted. This service has been suspended by nearly half of all ALGAO members, and only 3% are able to continue to deliver this service as normal.

Service delivery	Undertake site monitoring visits		Provide mitigation advice to archaeological contractors & clients	
	Number	% of organisations that usually provide service	Number	% of organisations that usually provide service
as normal	3	3.2 %	74	80.4 %
with restrictions	45	48.4 %	16	17.4 %
suspended	45	48.4 %	2	2.2 %

Table 3: Provision of Mitigation Advice and Site Monitoring Visits during the Covid-19 lockdown period. That usually provide this service.

Undertake site monitoring visits



Provide mitigation advice to archaeological contractors & clients

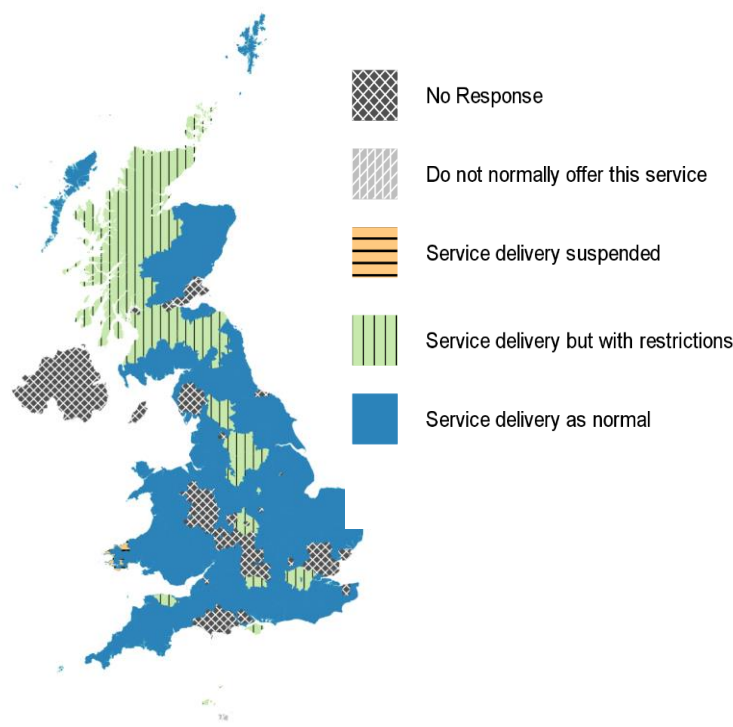


Figure 6: Maps of results found in Table 3.

Almost all ALGAO members have been able to continue to provide policy advice during Covid-19, both to their parent local planning authorities and through commenting on national, regional or legislative matters.

Service delivery	Provide planning policy advice		Comment on national policy, legislative & other consultations	
	Number	%	Number	%
as normal	79	88.8 %	70	81.4 %
with restrictions	9	10.1 %	10	11.6 %
suspended	1	1.1 %	6	7.0 %

Table 4: Delivery of Policy Services during the Covid-19 Lockdown Period. That usually provide this service.

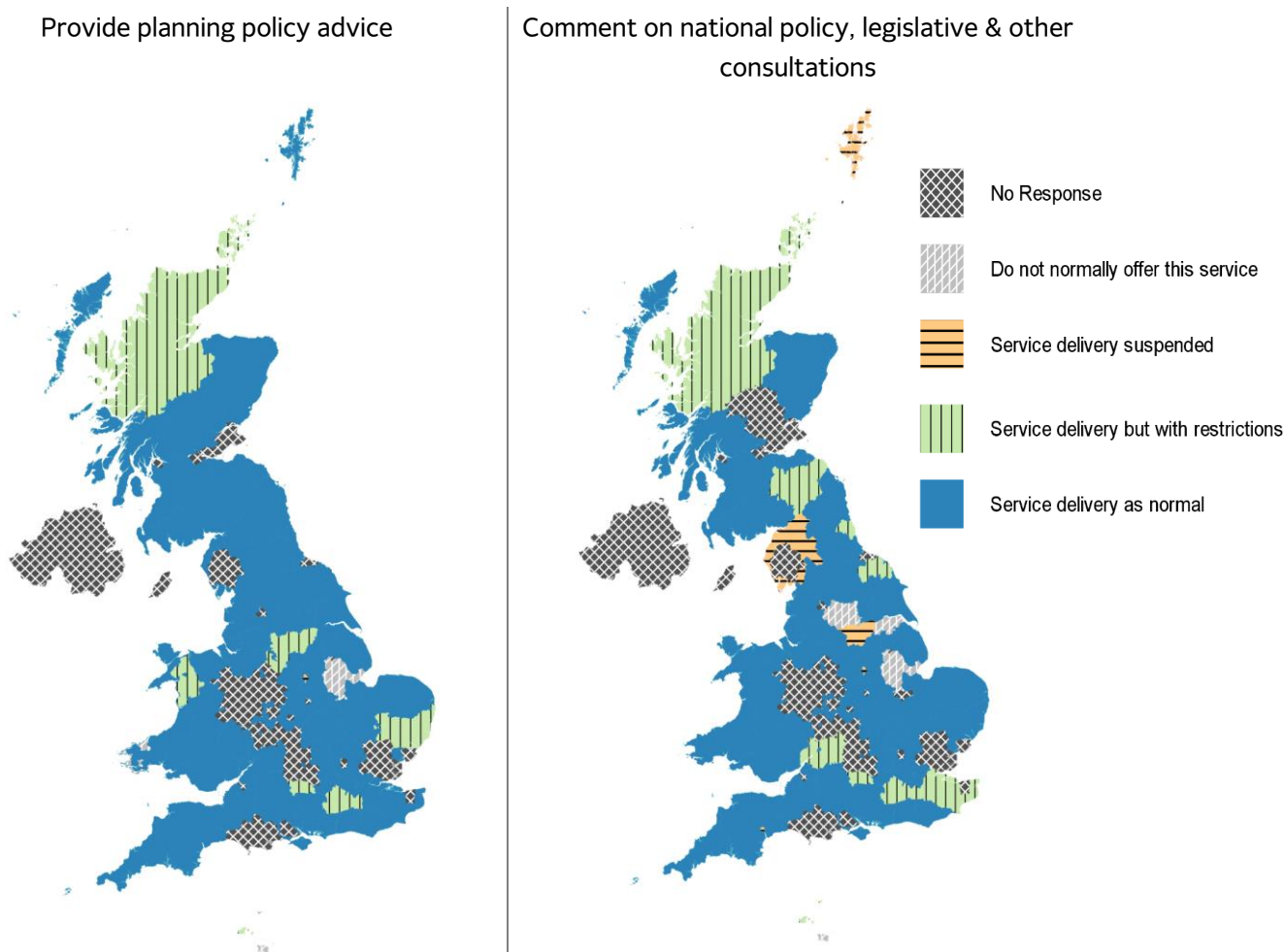


Figure 7: Maps of results found in Table 4.

More than 80% of ALGAO members have continued to provide comment on all manner of active developments during the Covid-19 crisis.

Service delivery	Comment on agri-environment schemes		Comment on forestry works		Comment on utility works	
	Number	%	Number	%	Number	%
as normal	55	84.6 %	58	82.9 %	76	85.4 %
with restrictions	7	10.8 %	11	15.7 %	12	13.5 %
suspended	3	4.6 %	1	1.4 %	1	1.1 %
	Comment on marine & maritime Works		Comment on works affecting the setting of Scheduled Monuments			
	Number	%	Number	%		
as normal	33	86.8 %	64	83.1 %		
with restrictions	4	10.5 %	11	14.3 %		
suspended	1	2.6 %	2	2.6 %		

Table 5: Providing Comment on Active Development Works during the Covid-19 Lockdown Period. That usually provide this service.

Nearly all archaeological advisers to local planning authorities are continuing to review and sign-off written documentation and assessments as normal during the Covid-19 crisis.

Service delivery	Review & sign off DBAs		Review & sign off WSIs		Review & sign off DSRs	
	Number	%	Number	%	Number	%
as normal	83	92.2 %	83	92.2 %	49	90.7 %
with restrictions	5	5.6 %	6	6.7 %	4	7.4 %
suspended	2	2.2 %	1	1.1 %	1	1.9 %
	Review & sign off PERDs		Review & sign off OASIS records		Review & sign off publications	
	Number	%	Number	%	Number	%
as normal	65	92.9 %	54	84.4 %	73	90.1 %
with restrictions	4	5.7 %	4	6.3 %	7	8.6 %
suspended	1	1.4 %	6	9.4 %	1	1.2 %

Table 6: Completion of Written Documentation & Assessments during the Covid-19 Lockdown Period. That usually provide this service.

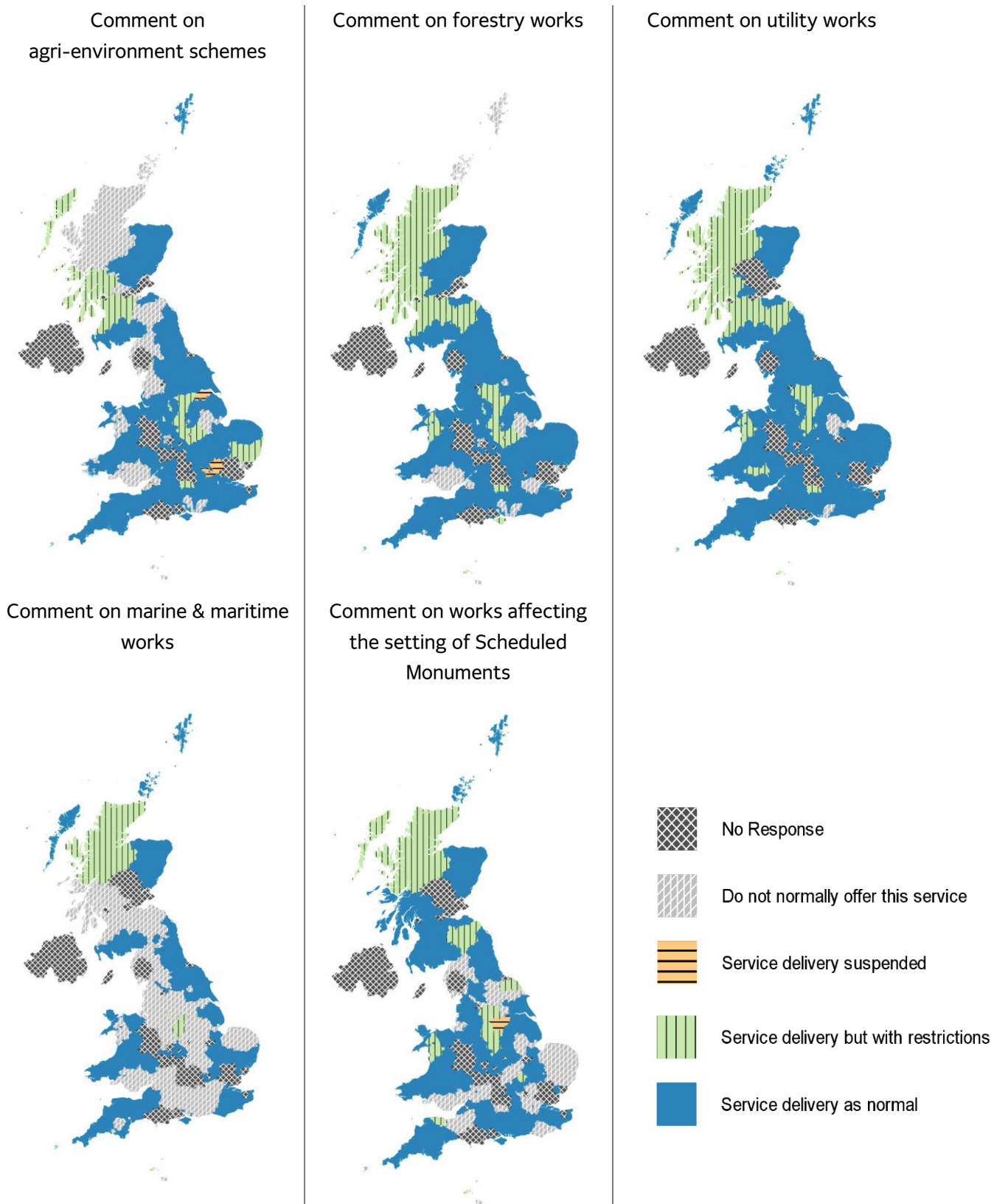
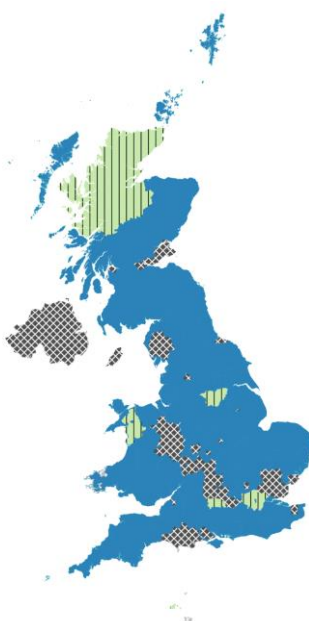


Figure 8: Maps of results found in Table 5.

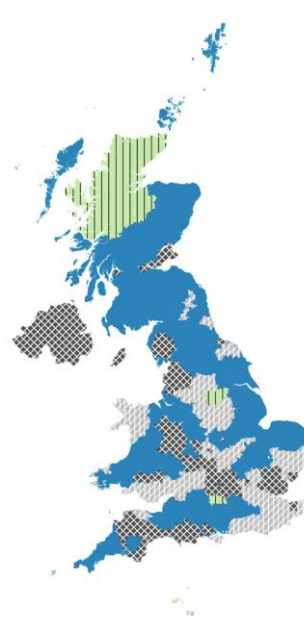
Review & sign off DBAs



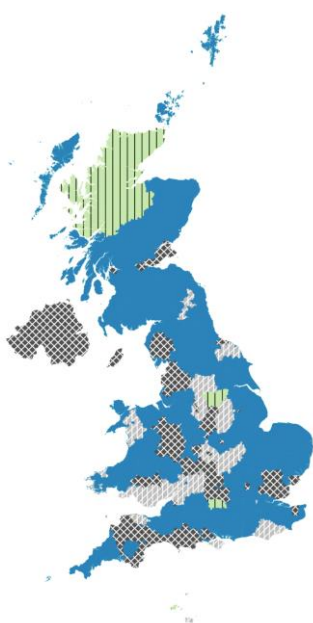
Review & sign off WSIs



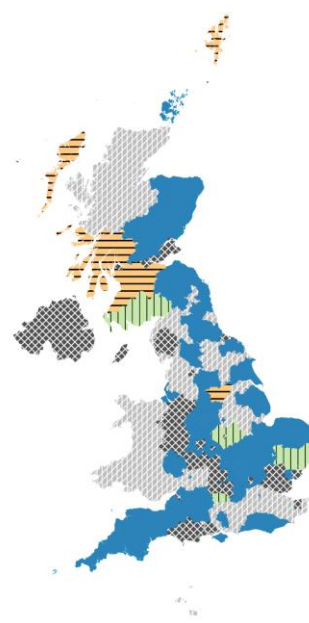
Review & sign off DSRs



Review & sign off PERDs



Review & sign off OASIS records



Review & sign off publications

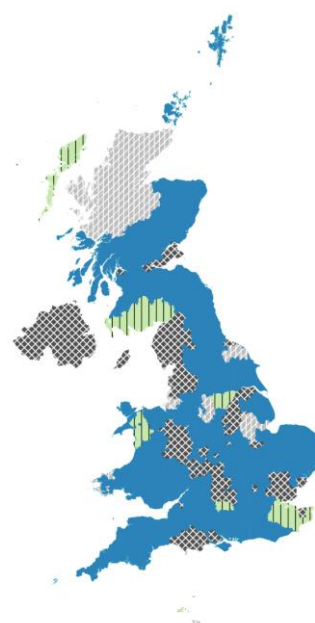
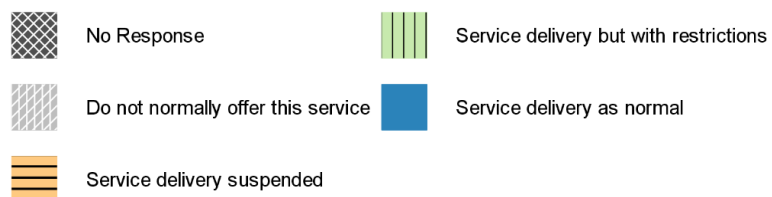


Figure 9: Maps of results found in Table 6.



The majority of ALGAO members have been able to continue to provide normal Historic Environment Record (HER) services during Covid-19.

Service delivery	Maintain/develop HER		Provide extracts from HER		Maintain/develop regional research framework	
	Number	%	Number	%	Number	%
as normal	54	61.4 %	59	68.6 %	35	56.5 %
with restrictions	26	29.5 %	24	27.9 %	14	22.6 %
suspended	8	9.1 %	3	3.5 %	13	21.0 %

Table 7: Delivery of Historic Environment Record Services during the Covid-19 Lockdown Period. That usually provide this service.

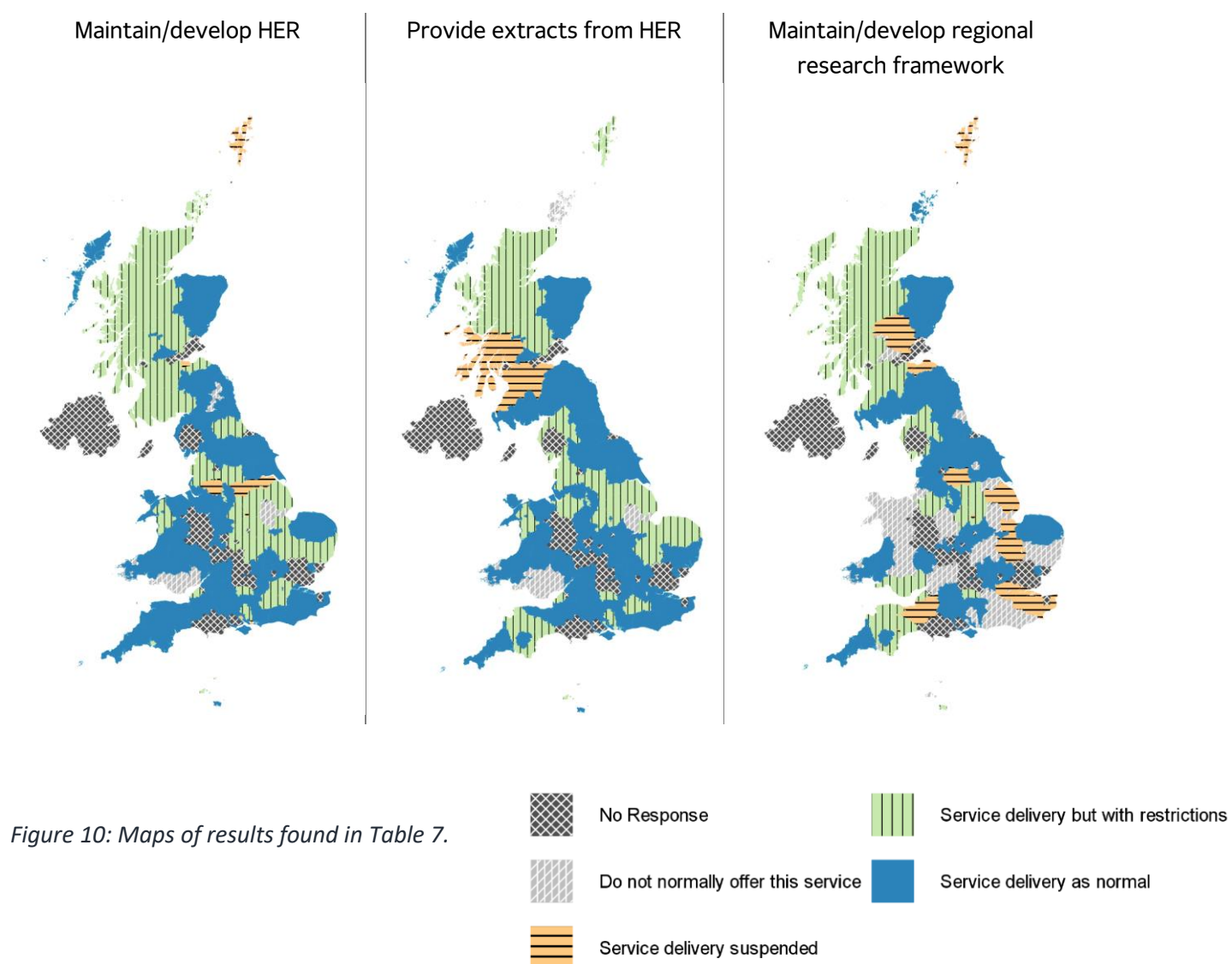


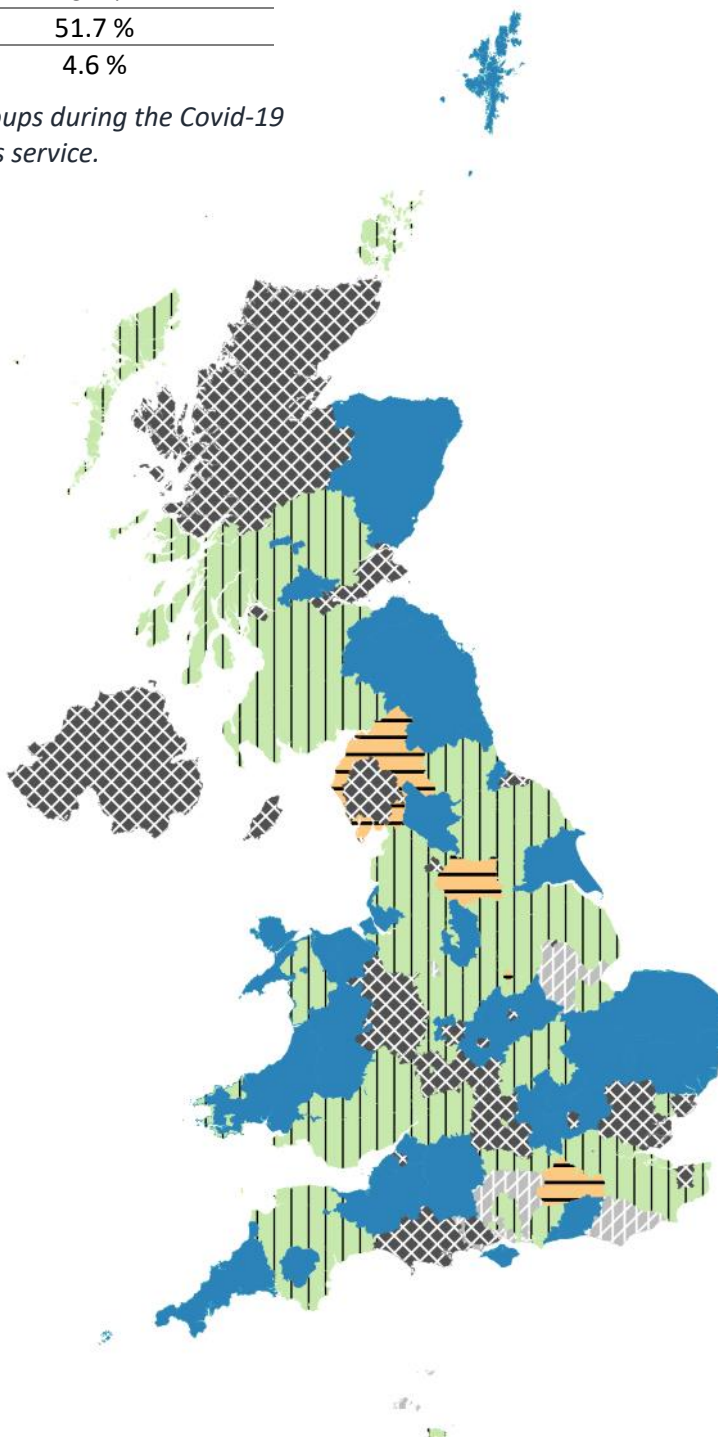
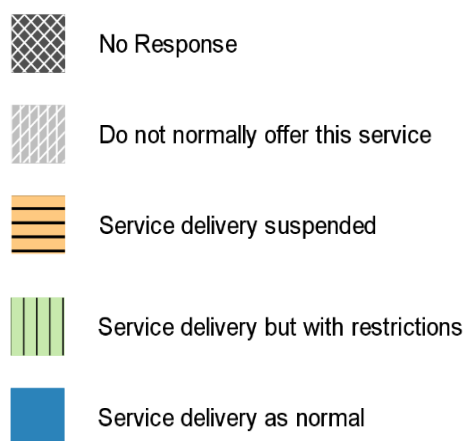
Figure 10: Maps of results found in Table 7.

The majority of ALGAO members have had to either suspend or restrict their delivery of advice to regional or national groups during Covid-19.

Service delivery	Input into regional &/or national groups	
	Number	%
as normal	38	43.7 %
with restrictions	45	51.7 %
suspended	4	4.6 %

Table 8: Advising Regional or National Groups during the Covid-19 Lockdown Period. That usually provide this service.

Figure 11: Map of results found in Table 8.



During the Covid-19 crisis, the proportion of ALGAO members that have been able to provide advice to external stakeholder groups (on non-planning matters) has been lower than the proportion that have been able to continue to provide planning-related advice. The provision of all categories of other outward-facing services identified in this survey has typically either been suspended or has continued with restrictions in place.

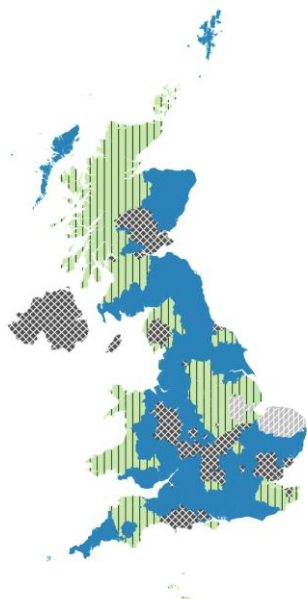
Service delivery	Provide advice & info. to land & asset owners		Provide advice & info. to researchers		Provide advice & support to community groups	
	Number	%	Number	%	Number	%
as normal	61	68.5 %	48	53.9 %	37	42.5 %
with restrictions	27	30.3 %	40	44.9 %	49	56.3 %
suspended	1	1.1 %	1	1.1 %	1	1.1 %
	Provide advice & support to organisations		Provide advice & support to metal-detectorists		Provide advice & support to police	
	Number	%	Number	%	Number	%
as normal	47	55.3 %	26	41.3 %	54	66.7 %
with restrictions	37	43.5 %	31	49.2 %	26	32.1 %
suspended	1	1.2 %	6	9.5 %	1	1.2 %
	Provide advice & support to general public					
	Number	%	Number	%	Number	%
as normal	46	51.7 %				
with restrictions	42	47.2 %				
suspended	1	1.1 %				

Table 9: Providing Advice, Information and Support to Stakeholder Groups during the Covid-19 Lockdown Period. That usually provide this service.

Service delivery	Delivery of public engagement events		Delivery of CPD training		Delivery or support of ongoing community projects	
	Number	%	Number	%	Number	%
as normal	2	3.1 %	6	10.5 %	7	9.3 %
with restrictions	12	18.5 %	20	35.1 %	44	58.7 %
suspended	51	78.5 %	31	54.4 %	24	32.0 %
	Delivery or support of ongoing research projects		Delivery or support of ongoing historic asset management projects			
	Number	%	Number	%	Number	%
as normal	17	21.3 %	24	30.8 %		
with restrictions	50	62.5 %	46	59.0 %		
suspended	13	16.3 %	8	10.3 %		

Table 10: Delivery of Outward-Facing Services during the Covid-19 Lockdown Period. That usually provide this service.

Provide advice & info. to land & asset owners



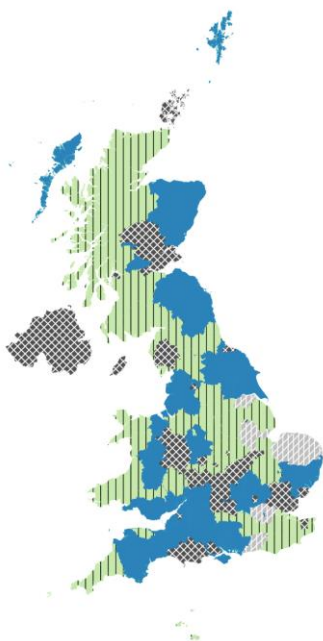
Provide advice & info. to researchers



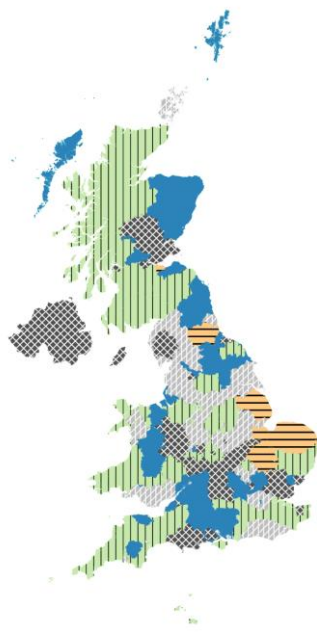
Provide advice & support to community groups



Provide advice & support to organisations



Provide advice & support to metal-detectorists



Provide advice & support to police



Figure 12: Maps of results found in Table 9.



No Response



Service delivery but with restrictions



Do not normally offer this service

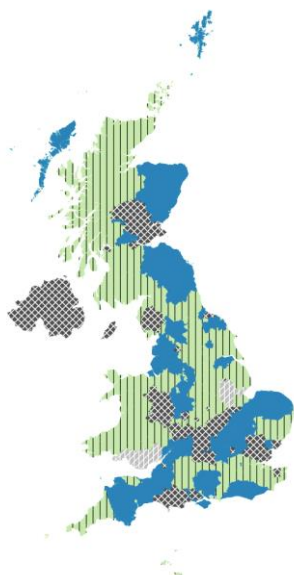


Service delivery as normal

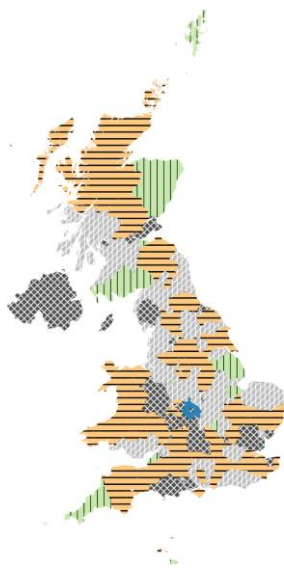


Service delivery suspended

Provide advice & support to
general public



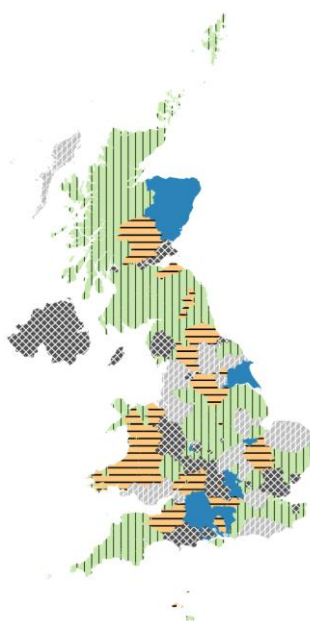
Delivery of public
engagement events



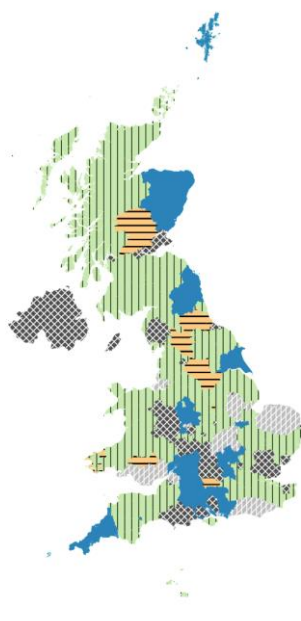
Delivery of CPD training



Delivery or support of ongoing
community projects



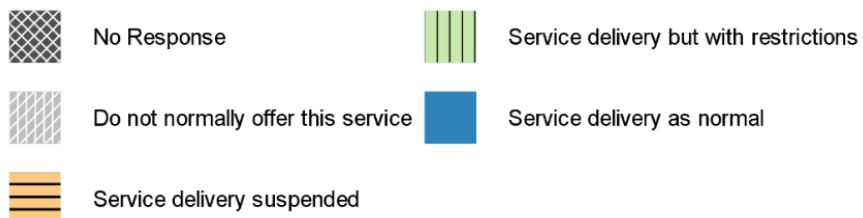
Delivery or support of ongoing
research projects



Delivery or support of ongoing
historic asset management
projects



Figure 13: Maps of results found
in Table 910



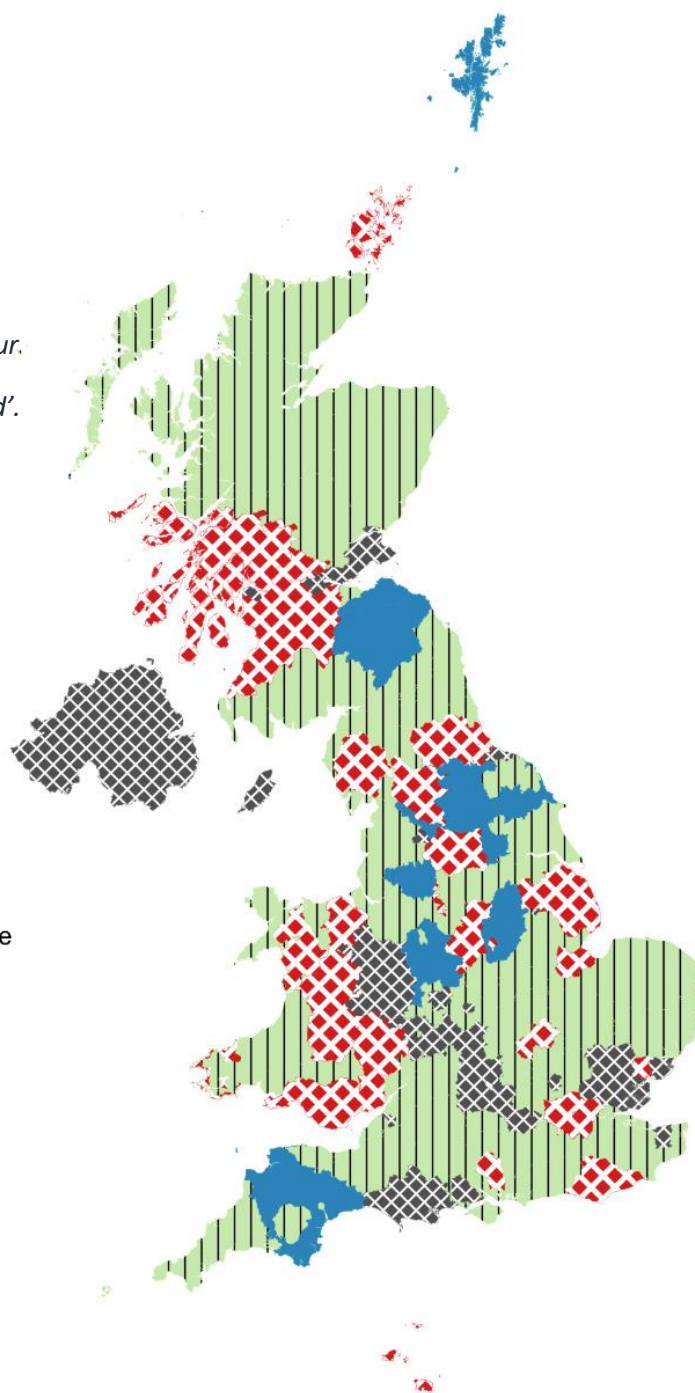
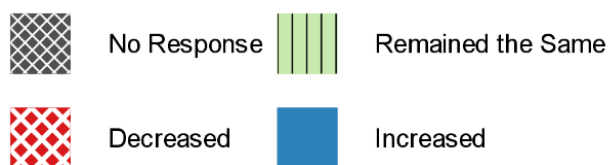
5.3 Has the overall use of your service increased/remained the same/decreased?

Typically, the level of service use has remained constant during Covid-19, although over a quarter of respondents reported a decrease in use of their services. A small number reported an increase in the level of use of their services.

	Number	%
Increased	8	8.6 %
Remained the Same	59	63.4 %
Decreased	26	28.0 %
total (n=)	93	
Unanswered	1	

Table 11: Responses to 'Has the overall use of your service increased/remained the same/ decreased'.

Figure 14: Map of results found in Table 11



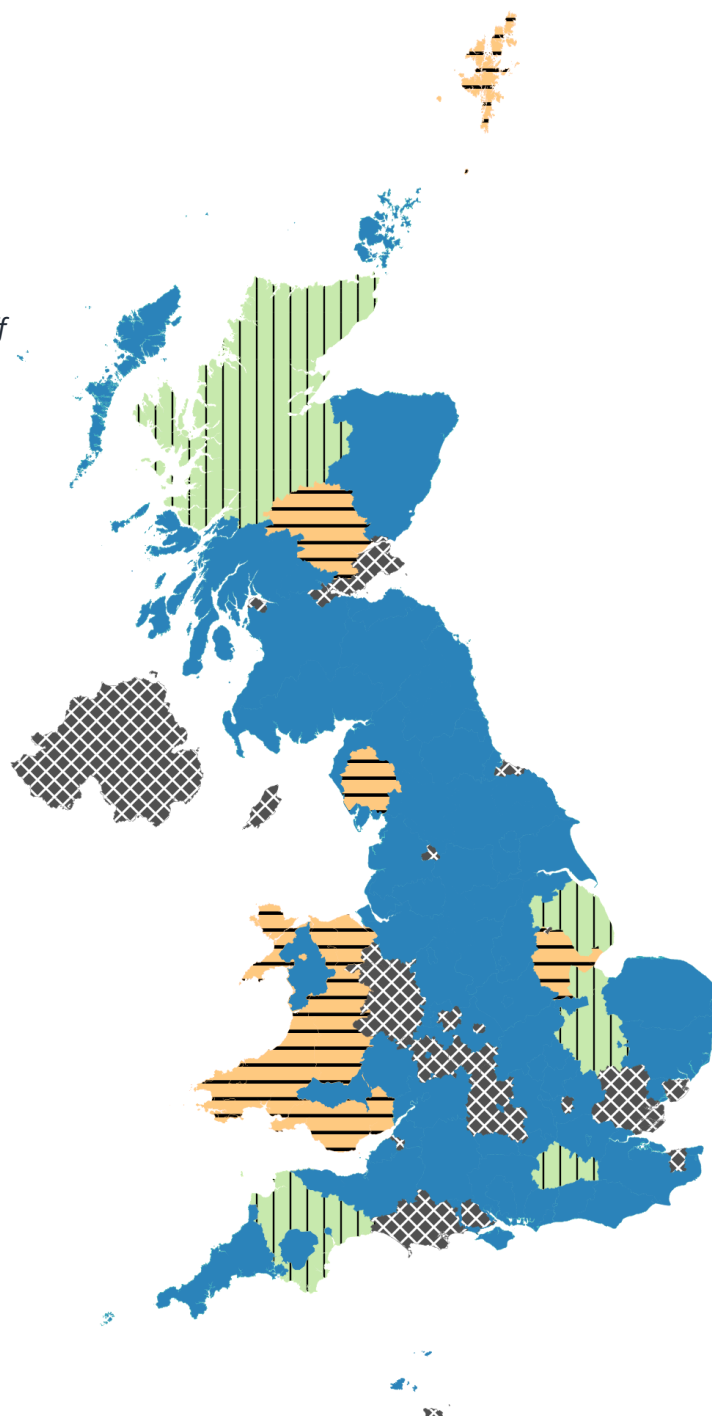
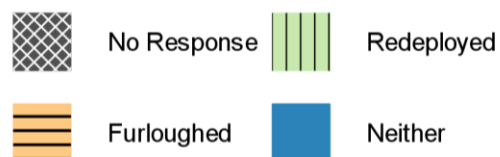
5.4 Have any of your staff been furloughed or redeployed?

The staff of very few local authority archaeology services have been either furloughed or redeployed to deliver other services during Covid-19. Where staff have been furloughed, nearly all of these people are working for services which are provided to local government by external trusts.

	Number	%
Furloughed	9	9.7 %
Redeployed	5	5.4 %
Neither	79	84.9 %
Both	0	0.0 %
total (n=)	93	
Unanswered	1	

Table 12: Responses to 'Have any of your staff been furloughed or redeployed?'

Figure 15: Map of results found in Table 12



5.5 In the mid to long term, how do you envisage Covid-19 affecting the following aspects of your service?

ALGAO members largely anticipate either decreases or standstills to budgets, staffing, the number of site visits and the level of community outreach they will undertake in the future. No respondents anticipate an increase in their future budgets, and only 1% expect an increase to their future staffing levels. They anticipate increases in virtual site visits and of the use of digital delivery in outreach.

	Budget		Staffing		Physical Site Visits	
	Number	%	Number	%	Number	%
Increase	0	0.0 %	1	1.1 %	1	1.1 %
Remain Stable	21	22.8 %	49	52.1 %	40	42.6 %
Decrease	34	37.0 %	11	11.7 %	47	50.0 %
Don't Know	37	40.2 %	33	35.1 %	6	6.4 %
total (n=)	92		94		94	
	Virtual Site Visits		Community Outreach		Use of Digital Delivery/Content in Community Outreach	
Increase	50	53.2 %	3	3.4 %	53	58.2 %
Remain Stable	14	14.9 %	30	33.7 %	10	11.0 %
Decrease	5	5.3 %	33	37.1 %	3	3.3 %
Don't Know	25	26.6 %	23	25.8 %	25	27.5 %
total (n=)	94		89		91	

Table 13: Responses to 'In the mid to long term, how do you envisage Covid-19 affecting the following aspects of your service?'

5.6 What virtual meeting platforms have you used during this time?

ALGAO members were also asked which communications platforms they had been using during the Covid-19 crisis; Microsoft Teams and Zoom had been most popular, with both of them having been used by the majority of respondents.

	Number	%	% of those who used virtual meeting platforms
Zoom	59	63.4 %	67.1 %
Webex	9	9.7 %	10.2 %
Microsoft Teams	72	77.4 %	81.8 %
Skype	20	21.5 %	22.7 %
Skype for Business	37	39.8 %	42.1 %
Lifesize	13	14.0 %	14.8%
Other	10	10.8 %	11.4 %
N/A	5	5.4 %	
Total Answers	225		
Total Participant Submissions	93		

Table 14: Responses to 'What virtual meeting platforms have you used during this time?'

	Number of Answers	% of Participants	% of those who used virtual meeting platforms	% of those who used "Other" virtual meeting platforms
Jitsi	2	2.2 %	2.3 %	20.0 %
Jabber	1	1.1 %	1.1 %	10.0 %
GoToMeeting	1	1.1 %	1.1 %	10.0 %
GoToWebinar	1	1.1 %	1.1 %	10.0 %
Google Hangouts	2	2.2 %	2.3 %	20.0 %
Lync	1	1.1 %	1.1 %	10.0 %
Whereby	1	1.1 %	1.1 %	10.0 %
Blue Jeans	1	1.1 %	1.1 %	10.0 %
Cisco	1	1.1 %	1.1 %	10.0 %

Table 15: The 'other' responses to 'What virtual meeting platforms have you used during this time?'

6 East Midlands Results

6.1 Has your archaeology service continued to deliver either a full or partial service since the Covid-19 lockdown was introduced?

	Number of Responses	% of participants from Location
Yes, full service	6	66.7 %
Yes, partial service	3	33.3 %
No	0	0.0 %
total (n=)	9	

Table 16: Responses to 'Has your archaeology service continued to deliver either a full or partial service since the Covid-19 lockdown was introduced?'

6.2 Please select a checkbox for each aspect of your archaeological service delivery during lockdown.

Service delivery	Monitor weekly planning lists		Provide pre-planning application advice		Comment on planning applications	
	Number	%	Number	%	Number	%
as normal	7	100.0 %	7	77.8 %	7	77.8 %
with restrictions	0	0.0 %	2	22.2 %	2	22.2 %
suspended	0	0.0 %	0	0.0 %	0	0.0 %
do not offer	2		0		0	
total (n=)	9		9		9	

Table 17: Delivery of Planning Services during the Covid-19 Lockdown Period.

Service delivery	Undertake site monitoring visits		Provide mitigation advice to archaeological contractors & clients	
	Number	%	Number	%
as normal	1	11.1 %	7	77.8 %
with restrictions	4	44.4 %	2	22.2 %
suspended	4	44.4 %	0	0.0 %
do not offer	0		0	
total (n=)	9		9	

Table 18: Provision of Mitigation Advice and Site Monitoring Visits during the Covid-19 lockdown period.

Service delivery	Review & sign off DBAs		Review & sign off WSIs		Review & sign off DSRs	
	Number	%	Number	%	Number	%
as normal	9	100.0 %	9	100.0 %	4	100.0 %
with restrictions	0	0.0 %	0	0.0 %	0	0.0 %
suspended	0	0.0 %	0	0.0 %	0	0.0 %
do not offer	0		0		5	
total (n=)	9		9		9	
Service delivery	Review & sign off PERDs		Review & sign off OASIS records		Review & sign off publications	
	Number	%	Number	%	Number	%
as normal	4	100.0 %	5	83.3 %	5	100.0 %
with restrictions	0	0.0 %	1	16.7 %	0	0.0 %
suspended	0	0.0 %	0	0.0 %	0	0.0 %
do not offer	4		3		2	
total (n=)	8		9		7	

Table 19: Completion of Written Documentation & Assessments during the Covid-19 Lockdown Period.

Service delivery	Comment on agri-environment schemes		Comment on forestry works		Comment on utility works	
	Number	%	Number	%	Number	%
as normal	4	57.1 %	5	71.4 %	6	75.0 %
with restrictions	2	28.6 %	2	28.6 %	2	25.0 %
suspended	1	14.3 %	0	0.0 %	0	0.0 %
do not offer	2		2		1	
total (n=)	9		9		9	
Service delivery	Comment on Marine & Maritime Works		Comment on Works affecting the Setting of Scheduled Monuments			
	Number	%	Number	%		
as normal	1	50.0 %	5	71.4 %		
with restrictions	1	50.0 %	2	28.6 %		
suspended	0	0.0 %	0	0.0 %		
do not offer	7		2			
total (n=)	9		9			

Table 20: Providing Comment on Permitted Development Works during the Covid-19 Lockdown Period.

Service delivery	Provide planning policy advice		Comment on national policy, legislative & other consultations	
	Number	%	Number	%
as normal	7	87.5 %	6	85.7 %
with restrictions	1	12.5 %	0	0.0 %
suspended	0	0.0 %	1	14.3 %
do not offer	1		2	
total (n=)	9		9	

Table 21: Delivery of Policy Services during the Covid-19 Lockdown Period.

Service delivery	Provide advice & info. to land & asset owners		Provide advice & info. to researchers		Provide advice & support to community groups	
	Number	%	Number	%	Number	%
as normal	1	14.3 %	0	0.0 %	0	0.0 %
with restrictions	6	85.7 %	7	100.0 %	7	100.0 %
suspended	0	0.0 %	0	0.0 %	0	0.0 %
do not offer	1		1		1	
total (n=)	8		8		8	
Service delivery	Provide advice & support to organisations		Provide advice & support to metal-detectorists		Provide advice & support to police	
	Number	%	Number	%	Number	%
as normal	0	0.0 %	0	0.0 %	1	16.7 %
with restrictions	6	100.0 %	2	66.7 %	5	83.3 %
suspended	0	0.0 %	1	33.3 %	0	0.0 %
do not offer	2		5		2	
total (n=)	8		8		8	
Service delivery	Provide advice & support to general public					
	Number	%				
as normal	2	28.6 %				
with restrictions	5	71.4 %				
suspended	0	0.0 %				
do not offer	1					
total (n=)	8					

Table 22: Providing Advice, Information and Support to Stakeholder Groups during the Covid-19 Lockdown Period.

Service delivery	Delivery of public engagement events		Delivery of CPD training		Delivery or support of ongoing community projects	
	Number	%	Number	%	Number	%
as normal	0	0.0 %	1	16.7 %	0	0.0 %
with restrictions	1	25.0 %	0	0.0 %	6	85.7 %
suspended	3	75.0 %	5	83.3 %	1	14.3 %
do not offer	5		3		2	
total (n=)	9		9		9	
Service delivery	Delivery or support of ongoing research projects		Delivery or support of ongoing historic asset management projects			
	Number	%	Number	%	Number	%
as normal	0	0.0 %	0	0.0 %		
with restrictions	6	85.7 %	6	85.7 %		
suspended	1	14.3 %	1	14.3 %		
do not offer	2		2			
total (n=)	9		9			

Table 23: Delivery of Outward-Facing Services during the Covid-19 Lockdown Period.

Service delivery	Maintain/develop HER		Provide extracts from HER		Maintain/develop regional research framework	
	Number	%	Number	%	Number	%
as normal	1	12.5 %	4	50.0 %	2	33.3 %
with restrictions	5	62.5 %	4	50.0 %	2	33.3 %
suspended	2	25.0 %	0	0.0 %	2	33.3 %
do not offer	1		1		3	
total (n=)	9		9		9	

Table 24: Delivery of Historic Environment Record Services during the Covid-19 Lockdown Period.

Service delivery	Input into regional &/or national groups	
	Number	%
as normal	2	25.0
with restrictions	5	62.5
suspended	1	12.5
do not offer	1	
total (n=)	9	

Table 25: Advising Regional or National Groups during the Covid-19 Lockdown Period.

6.3 Has the overall use of your service increased/remained the same/decreased?

	Number of Responses	%
Increased	1	10.0 %
Remained the Same	6	60.0 %
Decreased	3	30.0 %
total (n=)	10	

Table 26: Has the overall use of your service increased/remained the same/ decreased?.

6.4 Have any of your staff been furloughed or redeployed?

	Number of Responses	%
Furloughed	1	10.0 %
Redeployed	1	10.0 %
Neither	8	80.0 %
Both	0	0.0 %
total (n=)	10	

Table 27: Have any of your staff been furloughed or redeployed?

6.5 In the mid to long term, how do you envisage Covid-19 affecting the following aspects of your service?

	Budget		Staffing		Physical Site Visits	
	Number	%	Number	%	Number	%
Increase	0	0.0 %	1	10.0 %	0	0.0 %
Remain Stable	5	50.0 %	5	50.0 %	5	50.0 %
Decrease	2	20.0 %	1	10.0 %	4	40.0 %
Don't Know	3	30.0 %	3	30.0 %	1	10.0 %
total (n=)	10		10		10	
	Virtual Site Visits		Community Outreach		Use of Digital Delivery/Content in Community Outreach	
Increase	5	50.0 %	0	0.0 %	5	55.6 %
Remain Stable	1	10.0 %	2	25.0 %	0	0.0 %
Decrease	2	20.0 %	3	37.5 %	1	11.1 %
Don't Know	2	20.0 %	3	37.5 %	3	33.3 %
total (n=)	10		8		9	

Table 28: In the mid to long term, how do you envisage Covid-19 affecting the following aspects of your service?

7 East of England Results

7.1 Has your archaeology service continued to deliver either a full or partial service since the Covid-19 lockdown was introduced?

	Number of Responses	% of participants from Location
Yes, full service	7	87.5 %
Yes, partial service	1	12.5 %
No	0	0.0 %
total (n=)	8	

Table 29: Responses to 'Has your archaeology service continued to deliver either a full or partial service since the Covid-19 lockdown was introduced?'

7.2 Please select a checkbox for each aspect of your archaeological service delivery during lockdown.

Service delivery	Monitor weekly planning lists		Provide pre-planning application advice		Comment on planning applications	
	Number	%	Number	%	Number	%
as normal	2	25.0 %	7	87.5 %	7	100.0 %
with restrictions	5	62.5 %	1	12.5 %	0	0.0 %
suspended	1	12.5 %	0	0.0 %	0	0.0 %
do not offer	1		0		0	
total (n=)	9		8		7	

Table 30: Delivery of Planning Services during the Covid-19 Lockdown Period.

Service delivery	Undertake site monitoring visits		Provide mitigation advice to archaeological contractors & clients	
	Number	%	Number	%
as normal	2	25.0 %	8	100.0 %
with restrictions	5	62.5 %	0	0.0 %
suspended	1	12.5 %	0	0.0 %
do not offer	0		0	
total (n=)	8		8	

Table 31: Provision of Mitigation Advice and Site Monitoring Visits during the Covid-19 lockdown period.

Service delivery	Review & sign off DBAs		Review & sign off WSIs		Review & sign off DSRs	
	Number	%	Number	%	Number	%
as normal	8	100.0 %	8	100.0 %	4	100.0 %
with restrictions	0	0.0 %	0	0.0 %	0	0.0 %
suspended	0	0.0 %	0	0.0 %	0	0.0 %
do not offer	0		0		4	
total (n=)	8		8		8	
Service delivery	Review & sign off PERDs		Review & sign off OASIS records		Review & sign off publications	
	Number	%	Number	%	Number	%
as normal	8	100.0 %	7	87.5 %	7	100.0 %
with restrictions	0	0.0 %	1	12.5 %	0	0.0 %
suspended	0	0.0 %	0	0.0 %	0	0.0 %
do not offer	0		0		0	
total (n=)	8		8		7	

Table 32: Completion of Written Documentation & Assessments during the Covid-19 Lockdown Period.

Service delivery	Comment on agri-environment schemes		Comment on forestry works		Comment on utility works	
	Number	%	Number	%	Number	%
as normal	5	71.4 %	7	100.0 %	8	100.0 %
with restrictions	1	14.3 %	0	0.0 %	0	0.0 %
suspended	1	14.3 %	0	0.0 %	0	0.0 %
do not offer	1		1		0	
total (n=)	8		8		8	
Service delivery	Comment on Marine & Maritime Works		Comment on Works affecting the Setting of Scheduled Monuments			
	Number	%	Number	%		
as normal	4	100.0 %	4	80.0 %		
with restrictions	0	0.0 %	1	20.0 %		
suspended	0	0.0 %	0	0.0 %		
do not offer	4		3			
total (n=)	8		8			

Table 33: Providing Comment on Permitted Development Works during the Covid-19 Lockdown Period.

Service delivery	Provide planning policy advice		Comment on national policy, legislative & other consultations	
	Number	%	Number	%
as normal	6	85.7 %	7	100.0 %
with restrictions	1	14.3 %	0	0.0 %
suspended	0	0.0 %	0	0.0 %
do not offer	0		0	
total (n=)	7		7	

Table 34: Delivery of Policy Services during the Covid-19 Lockdown Period.

Service delivery	Provide advice & info. to land & asset owners		Provide advice & info. to researchers		Provide advice & support to community groups	
	Number	%	Number	%	Number	%
as normal	6	85.7 %	6	75.0 %	4	57.1 %
with restrictions	1	14.3 %	2	25.0 %	3	42.9 %
suspended	0	0.0 %	0	0.0 %	0	0.0 %
do not offer	1		0		1	
total (n=)	8		8		8	
Service delivery	Provide advice & support to organisations		Provide advice & support to metal-detectorists		Provide advice & support to police	
	Number	%	Number	%	Number	%
as normal	6	85.7 %	6	85.7 %	5	71.4 %
with restrictions	1	14.3 %	1	14.3 %	2	28.6 %
suspended	0	0.0 %	0	0.0 %	0	0.0 %
do not offer	1		1		1	
total (n=)	8		8		8	
Service delivery	Provide advice & support to general public					
	Number	%	Number	%	Number	%
as normal	7	87.5 %				
with restrictions	1	12.5 %				
suspended	0	0.0 %				
do not offer	0					
total (n=)	8					

Table 35: Providing Advice, Information and Support to Stakeholder Groups during the Covid-19 Lockdown Period.

Service delivery	Delivery of public engagement events		Delivery of CPD training		Delivery or support of ongoing community projects	
	Number	%	Number	%	Number	%
as normal	0	0.0 %	1	20.0 %	1	20.0 %
with restrictions	0	0.0 %	3	60.0 %	3	60.0 %
suspended	3	100.0 %	1	20.0 %	1	20.0 %
do not offer	5		3		3	
total (n=)	8		8		8	
Service delivery	Delivery or support of ongoing research projects		Delivery or support of ongoing historic asset management projects			
	Number	%	Number	%		
as normal	2	33.3 %	2	28.6 %		
with restrictions	4	66.7 %	4	57.1 %		
suspended	0	0.0 %	1	14.3 %		
do not offer	2		1			
total (n=)	8		8			

Table 36: Delivery of Outward-Facing Services during the Covid-19 Lockdown Period.

Service delivery	Maintain/develop HER		Provide extracts from HER		Maintain/develop regional research framework	
	Number	%	Number	%	Number	%
as normal	6	75.0 %	6	75.0 %	5	83.3 %
with restrictions	2	25.0 %	2	25.0 %	0	0.0 %
suspended	0	0.0 %	0	0.0 %	1	16.7 %
do not offer	0		0		2	
total (n=)	8		8		8	

Table 37: Delivery of Historic Environment Record Services during the Covid-19 Lockdown Period.

Service delivery	Input into regional &/or national groups	
	Number	%
as normal	6	75.0 %
with restrictions	2	25.0 %
suspended	0	0.0 %
do not offer	0	
total (n=)	8	

Table 38: Advising Regional or National Groups during the Covid-19 Lockdown Period.

7.3 Has the overall use of your service increased/remained the same/decreased?

	Number of Responses	%
Increased	0	0.0 %
Remained the Same	6	75.0 %
Decreased	2	25.0 %
total (n=)	8	

Table 39: Has the overall use of your service increased/remained the same/ decreased?.

7.4 Have any of your staff been furloughed or redeployed?

	Number of Responses	%
Furloughed	0	0.0 %
Redeployed	1	12.5 %
Neither	7	87.5 %
Both	0	0.0 %
total (n=)	8	

Table 40: Have any of your staff been furloughed or redeployed?

7.5 In the mid to long term, how do you envisage Covid-19 affecting the following aspects of your service?

	Budget		Staffing		Physical Site Visits	
	Number	%	Number	%	Number	%
Increase	0	0.0 %	0	0.0 %	0	0.0 %
Remain Stable	2	40.0 %	4	57.1 %	4	50.0 %
Decrease	0	0.0 %	2	28.6 %	4	50.0 %
Don't Know	3	60.0 %	1	14.3 %	0	0.0 %
total (n=)	5		7		8	
	Virtual Site Visits		Community Outreach		Use of Digital Delivery/Content in Community Outreach	
Increase	4	50.0 %	0	0.0 %	2	25.0 %
Remain Stable	1	12.5 %	1	12.5 %	1	12.5 %
Decrease	1	12.5 %	4	50.0 %	0	0.0 %
Don't Know	2	25.0 %	3	37.5 %	5	62.5 %
total (n=)	8		8		8	

Table 41: In the mid to long term, how do you envisage Covid-19 affecting the following aspects of your service?

8 London Results

8.1 Has your archaeology service continued to deliver either a full or partial service since the Covid-19 lockdown was introduced?

	Number of Responses	% of participants from Location
Yes, full service	3	100.0 %
Yes, partial service	0	0.0 %
No	0	0.0 %
total (n=)	3	

Table 42: Responses to 'Has your archaeology service continued to deliver either a full or partial service since the Covid-19 lockdown was introduced?'

8.2 Please select a checkbox for each aspect of your archaeological service delivery during lockdown.

Service delivery	Monitor weekly planning lists		Provide pre-planning application advice		Comment on planning applications	
	Number	%	Number	%	Number	%
as normal	2	100.0 %	3	100.0 %	3	100.0 %
with restrictions	0	0.0 %	0	0.0 %	0	0.0 %
suspended	0	0.0 %	0	0.0 %	0	0.0 %
do not offer	1		0		0	
total (n=)	3		3		3	

Table 43: Delivery of Planning Services during the Covid-19 Lockdown Period.

Service delivery	Undertake site monitoring visits		Provide mitigation advice to archaeological contractors & clients	
	Number	%	Number	%
as normal	0	0.0 %	2	66.7 %
with restrictions	2	66.7 %	1	33.3 %
suspended	1	33.3 %	0	0.0 %
do not offer	0		0	
total (n=)	3		3	

Table 44: Provision of Mitigation Advice and Site Monitoring Visits during the Covid-19 lockdown period.

Service delivery	Review & sign off DBAs		Review & sign off WSIs		Review & sign off DSRs	
	Number	%	Number	%	Number	%
as normal	3	100.0 %	2	66.7 %	0	N/A
with restrictions	0	0.0 %	1	33.3 %	0	N/A
suspended	0	0.0 %	0	0.0 %	0	N/A
do not offer	0		0		3	
total (n=)	3		3		3	
Service delivery	Review & sign off PERDs		Review & sign off OASIS records		Review & sign off publications	
	Number	%	Number	%	Number	%
as normal	2	100.0 %	1	100.0 %	3	100.0 %
with restrictions	0	0.0 %	0	0.0 %	0	0.0 %
suspended	0	0.0 %	0	0.0 %	0	0.0 %
do not offer	1		2		0	
total (n=)	3		3		3	

Table 45: Completion of Written Documentation & Assessments during the Covid-19 Lockdown Period.

Service delivery	Comment on agri-environment schemes		Comment on forestry works		Comment on utility works	
	Number	%	Number	%	Number	%
as normal	1	100.0 %	0	N/A	3	100.0 %
with restrictions	0	0.0 %	0	N/A	0	0.0 %
suspended	0	0.0 %	0	N/A	0	0.0 %
do not offer	2		3		0	
total (n=)	3		3		3	
Service delivery	Comment on Marine & Maritime Works		Comment on Works affecting the Setting of Scheduled Monuments			
	Number	%	Number	%		
as normal	0	N/A	2	100.0 %		
with restrictions	0	N/A	0	0.0 %		
suspended	0	N/A	0	0.0 %		
do not offer	3		1			
total (n=)	3		3			

Table 46: Providing Comment on Permitted Development Works during the Covid-19 Lockdown Period.

Service delivery	Provide planning policy advice		Comment on national policy, legislative & other consultations	
	Number	%	Number	%
as normal	3	100.0 %	3	100.0 %
with restrictions	0	0.0 %	0	0.0 %
suspended	0	0.0 %	0	0.0 %
do not offer	0		0	
total (n=)	3		3	

Table 47: Delivery of Policy Services during the Covid-19 Lockdown Period.

Service delivery	Provide advice & info. to land & asset owners		Provide advice & info. to researchers		Provide advice & support to community groups	
	Number	%	Number	%	Number	%
as normal	3	100.0 %	2	66.7 %	2	66.7 %
with restrictions	0	0.0 %	1	33.3 %	1	33.3 %
suspended	0	0.0 %	0	0.0 %	0	0.0 %
do not offer	0		0		0	
total (n=)	3		3		3	
Service delivery	Provide advice & support to organisations		Provide advice & support to metal-detectorists		Provide advice & support to police	
	Number	%	Number	%	Number	%
as normal	2	100.0 %	1	100.0 %	2	100.0 %
with restrictions	0	0.0 %	0	0.0 %	0	0.0 %
suspended	0	0.0 %	0	0.0 %	0	0.0 %
do not offer	1		2		1	
total (n=)	3		3		3	
Service delivery	Provide advice & support to general public					
	Number	%	Number	%	Number	%
as normal	2	66.7 %				
with restrictions	1	33.3 %				
suspended	0	0.0 %				
do not offer	0					
total (n=)	3					

Table 48: Providing Advice, Information and Support to Stakeholder Groups during the Covid-19 Lockdown Period.

Service delivery	Delivery of public engagement events		Delivery of CPD training		Delivery or support of ongoing community projects	
	Number	%	Number	%	Number	%
as normal	0	0.0 %	0	0.0 %	0	0.0 %
with restrictions	1	100.0 %	1	50.0 %	1	100.0 %
suspended	0	0.0 %	1	50.0 %	0	0.0 %
do not offer	1		1		2	
total (n=)	2		3		3	
Service delivery	Delivery or support of ongoing research projects		Delivery or support of ongoing historic asset management projects			
	Number	%	Number	%		
as normal	0	0.0 %	1	33.3 %		
with restrictions	2	100.0 %	2	66.7 %		
suspended	0	0.0 %	0	0.0 %		
do not offer	1		0			
total (n=)	3		3			

Table 49: Delivery of Outward-Facing Services during the Covid-19 Lockdown Period.

Service delivery	Maintain/develop HER		Provide extracts from HER		Maintain/develop regional research framework	
	Number	%	Number	%	Number	%
as normal	1	50.0 %	1	100.0 %	1	50.0 %
with restrictions	1	50.0 %	0	0.0 %	0	0.0 %
suspended	0	0.0 %	0	0.0 %	1	50.0 %
do not offer	1		2		1	
total (n=)	3		3		3	

Table 50: Delivery of Historic Environment Record Services during the Covid-19 Lockdown Period.

Service delivery	Input into regional &/or national groups	
	Number	%
as normal	1	50.0 %
with restrictions	0	0.0 %
suspended	1	50.0 %
do not offer	1	
total (n=)	3	

Table 51: Advising Regional or National Groups during the Covid-19 Lockdown Period.

8.3 Has the overall use of your service increased/remained the same/decreased?

	Number of Responses	%
Increased	0	0.0 %
Remained the Same	1	33.3 %
Decreased	2	66.7 %
total (n=)	3	

Table 52: Has the overall use of your service increased/remained the same/ decreased?.

8.4 Have any of your staff been furloughed or redeployed?

	Number of Responses	%
Furloughed	0	0.0 %
Redeployed	0	0.0 %
Neither	3	100.0 %
Both	0	0.0 %
total (n=)	3	

Table 53: Have any of your staff been furloughed or redeployed?

8.5 In the mid to long term, how do you envisage Covid-19 affecting the following aspects of your service?

	Budget		Staffing		Physical Site Visits	
	Number	%	Number	%	Number	%
Increase	0	0.0 %	0	0.0 %	0	0.0 %
Remain Stable	1	33.3 %	1	33.3 %	0	0.0 %
Decrease	0	0.0 %	0	0.0 %	1	33.3 %
Don't Know	2	66.7 %	2	66.7 %	2	66.7 %
total (n=)	3		3		3	
	Virtual Site Visits		Community Outreach		Use of Digital Delivery/Content in Community Outreach	
Increase	0	0.0 %	0	0.0 %	2	66.7 %
Remain Stable	0	0.0 %	1	33.3 %	0	0.0 %
Decrease	0	0.0 %	0	0.0 %	0	0.0 %
Don't Know	3	100.0 %	2	66.7 %	1	33.3 %
total (n=)	3		3		3	

Table 54: In the mid to long term, how do you envisage Covid-19 affecting the following aspects of your service?

9 North-East England Results

9.1 Has your archaeology service continued to deliver either a full or partial service since the Covid-19 lockdown was introduced?

	Number of Responses	% of participants from Location
Yes, full service	4	80.0 %
Yes, partial service	1	20.0 %
No	0	0.0 %
total (n=)	5	

Table 55: Responses to 'Has your archaeology service continued to deliver either a full or partial service since the Covid-19 lockdown was introduced?'

9.2 Please select a checkbox for each aspect of your archaeological service delivery during lockdown.

Service delivery	Monitor weekly planning lists		Provide pre-planning application advice		Comment on planning applications	
	Number	%	Number	%	Number	%
as normal	4	100.0 %	5	100.0 %	5	100.0 %
with restrictions	0	0.0 %	0	0.0 %	0	0.0 %
suspended	0	0.0 %	0	0.0 %	0	0.0 %
do not offer	1		0		0	
total (n=)	5		5		5	

Table 56: Delivery of Planning Services during the Covid-19 Lockdown Period.

Service delivery	Undertake site monitoring visits		Provide mitigation advice to archaeological contractors & clients	
	Number	%	Number	%
as normal	0	0.0 %	4	80.0 %
with restrictions	3	60.0 %	1	20.0 %
suspended	2	40.0 %	0	0.0 %
do not offer	0		0	
total (n=)	5		5	

Table 57: Provision of Mitigation Advice and Site Monitoring Visits during the Covid-19 lockdown period.

Service delivery	Review & sign off DBAs		Review & sign off WSIs		Review & sign off DSRs	
	Number	%	Number	%	Number	%
as normal	5	100.0 %	5	100.0 %	3	100.0 %
with restrictions	0	0.0 %	0	0.0 %	0	0.0 %
suspended	0	0.0 %	0	0.0 %	0	0.0 %
do not offer	0		0		2	
total (n=)	5		5		5	
Service delivery	Review & sign off PERDs		Review & sign off OASIS records		Review & sign off publications	
	Number	%	Number	%	Number	%
as normal	4	100.0 %	3	100.0 %	5	100.0 %
with restrictions	0	0.0 %	0	0.0 %	0	0.0 %
suspended	0	0.0 %	0	0.0 %	0	0.0 %
do not offer	1		2		0	
total (n=)	5		5		5	

Table 58: Completion of Written Documentation & Assessments during the Covid-19 Lockdown Period.

Service delivery	Comment on agri-environment schemes		Comment on forestry works		Comment on utility works	
	Number	%	Number	%	Number	%
as normal	5	100.0 %	5	100.0 %	5	100.0 %
with restrictions	0	0.0 %	0	0.0 %	0	0.0 %
suspended	0	0.0 %	0	0.0 %	0	0.0 %
do not offer	0		0		0	
total (n=)	5		5		3	
Service delivery	Comment on Marine & Maritime Works		Comment on Works affecting the Setting of Scheduled Monuments			
	Number	%	Number	%		
as normal	4	100.0 %	5	100.0 %		
with restrictions	0	0.0 %	0	0.0 %		
suspended	0	0.0 %	0	0.0 %		
do not offer	1		0			
total (n=)	5		5			

Table 59: Providing Comment on Permitted Development Works during the Covid-19 Lockdown Period.

Service delivery	Provide planning policy advice		Comment on national policy, legislative & other consultations	
	Number	%	Number	%
as normal	5	100.0 %	4	80.0 %
with restrictions	0	0.0 %	1	20.0 %
suspended	0	0.0 %	0	0.0 %
do not offer	0		0	
total (n=)	5		5	

Table 60: Delivery of Policy Services during the Covid-19 Lockdown Period.

Service delivery	Provide advice & info. to land & asset owners		Provide advice & info. to researchers		Provide advice & support to community groups	
	Number	%	Number	%	Number	%
as normal	5	100.0 %	4	80.0 %	3	60.0 %
with restrictions	0	0.0 %	1	20.0 %	2	40.0 %
suspended	0	0.0 %	0	0.0 %	0	0.0 %
do not offer	0		0		0	
total (n=)	5		5		5	
Service delivery	Provide advice & support to organisations		Provide advice & support to metal-detectorists		Provide advice & support to police	
	Number	%	Number	%	Number	%
as normal	3	60.0 %	3	75.0 %	4	80.0 %
with restrictions	2	40.0 %	0	0.0 %	1	20.0 %
suspended	0	0.0 %	1	25.0 %	0	0.0 %
do not offer	0		1		0	
total (n=)	5		5		5	
Service delivery	Provide advice & support to general public					
	Number	%	Number	%	Number	%
as normal	3	60.0 %				
with restrictions	2	40.0 %				
suspended	0	0.0 %				
do not offer	0					
total (n=)	5					

Table 61: Providing Advice, Information and Support to Stakeholder Groups during the Covid-19 Lockdown Period.

Service delivery	Delivery of public engagement events		Delivery of CPD training		Delivery or support of ongoing community projects	
	Number	%	Number	%	Number	%
as normal	0	0.0 %	0	0.0 %	0	0.0 %
with restrictions	0	0.0 %	1	25.0 %	2	40.0 %
suspended	3	100.0 %	3	75.0 %	3	60.0 %
do not offer	2		1		0	
total (n=)	5		5		5	
Service delivery	Delivery or support of ongoing research projects		Delivery or support of ongoing historic asset management projects			
	Number	%	Number	%		
as normal	2	40.0 %	2	50.0 %		
with restrictions	1	20.0 %	2	50.0 %		
suspended	2	40.0 %	0	0.0 %		
do not offer	0		1			
total (n=)	5		5			

Table 62: Delivery of Outward-Facing Services during the Covid-19 Lockdown Period.

Service delivery	Maintain/develop HER		Provide extracts from HER		Maintain/develop regional research framework	
	Number	%	Number	%	Number	%
as normal	2	50.0 %	5	100.0 %	4	100.0 %
with restrictions	2	50.0 %	0	0.0 %	0	0.0 %
suspended	0	0.0 %	0	0.0 %	0	0.0 %
do not offer	1		0		1	
total (n=)	5		5		5	

Table 63: Delivery of Historic Environment Record Services during the Covid-19 Lockdown Period.

Service delivery	Input into regional &/or national groups	
	Number	%
as normal	4	100.0 %
with restrictions	0	0.0 %
suspended	0	0.0 %
do not offer	1	
total (n=)	5	

Table 64: Advising Regional or National Groups during the Covid-19 Lockdown Period.

9.3 Has the overall use of your service increased/remained the same/decreased?

	Number of Responses	%
Increased	0	0.0 %
Remained the Same	3	60.0 %
Decreased	2	40.0 %
total (n=)	5	

Table 65: Has the overall use of your service increased/remained the same/ decreased?.

9.4 Have any of your staff been furloughed or redeployed?

	Number of Responses	%
Furloughed	0	0.0 %
Redeployed	0	0.0 %
Neither	5	100.0 %
Both	0	0.0 %
total (n=)	5	

Table 66: Have any of your staff been furloughed or redeployed?

9.5 In the mid to long term, how do you envisage Covid-19 affecting the following aspects of your service?

	Budget		Staffing		Physical Site Visits	
	Number	%	Number	%	Number	%
Increase	0	0.0 %	0	0.0 %	0	0.0 %
Remain Stable	1	20.0 %	3	60.0 %	1	20.0 %
Decrease	1	20.0 %	0	0.0 %	4	80.0 %
Don't Know	3	60.0 %	2	40.0 %	0	0.0 %
total (n=)	5		5		5	
	Virtual Site Visits		Community Outreach		Use of Digital Delivery/Content in Community Outreach	
	Number	%	Number	%	Number	%
Increase	4	80.0 %	0	0.0 %	4	80.0 %
Remain Stable	0	0.0 %	2	40.0 %	1	20.0 %
Decrease	1	20.0 %	2	40.0 %	0	0.0 %
Don't Know	0	0.0 %	1	20.0 %	0	0.0 %
total (n=)	5		5		5	

Table 67: In the mid to long term, how do you envisage Covid-19 affecting the following aspects of your service?

10 North-West England Results

10.1 Has your archaeology service continued to deliver either a full or partial service since the Covid-19 lockdown was introduced?

	Number of Responses	% of participants from Location
Yes, full service	4	66.7 %
Yes, partial service	1	16.7 %
No	1	16.7 %
total (n=)	6	

Table 68: Responses to 'Has your archaeology service continued to deliver either a full or partial service since the Covid-19 lockdown was introduced?'

10.2 Please select a checkbox for each aspect of your archaeological service delivery during lockdown.

Service delivery	Monitor weekly planning lists		Provide pre-planning application advice		Comment on planning applications	
	Number	%	Number	%	Number	%
as normal	3	60.0 %	5	83.3 %	4	66.7 %
with restrictions	1	20.0 %	0	0.0 %	1	16.7 %
suspended	1	20.0 %	1	16.7 %	1	16.7 %
do not offer	1		0		0	
total (n=)	6		6		6	

Table 69: Delivery of Planning Services during the Covid-19 Lockdown Period.

Service delivery	Undertake site monitoring visits		Provide mitigation advice to archaeological contractors & clients	
	Number	%	Number	%
as normal	0	0.0 %	5	83.3 %
with restrictions	2	33.3 %	0	0.0 %
suspended	4	66.7 %	1	16.7 %
do not offer	0		0	
total (n=)	6		6	

Table 70: Provision of Mitigation Advice and Site Monitoring Visits during the Covid-19 lockdown period.

Service delivery	Review & sign off DBAs		Review & sign off WSIs		Review & sign off DSRs	
	Number	%	Number	%	Number	%
as normal	5	83.3 %	5	83.3 %	3	75.0 %
with restrictions	0	0.0 %	0	0.0 %	0	0.0 %
suspended	1	16.7 %	1	16.7 %	1	25.0 %
do not offer	0		0		1	
total (n=)	6		6		5	
Service delivery	Review & sign off PERDs		Review & sign off OASIS records		Review & sign off publications	
	Number	%	Number	%	Number	%
as normal	4	80.0 %	1	50.0 %	2	66.7 %
with restrictions	0	0.0 %	0	0.0 %	0	0.0 %
suspended	1	20.0 %	1	50.0 %	1	33.3 %
do not offer	0		3		1	
total (n=)	5		5		4	

Table 71: Completion of Written Documentation & Assessments during the Covid-19 Lockdown Period.

Service delivery	Comment on agri-environment schemes		Comment on forestry works		Comment on utility works	
	Number	%	Number	%	Number	%
as normal	3	75.0 %	5	83.3 %	83.3	83.3 %
with restrictions	0	0.0 %	0	0.0 %	0.0	0.0 %
suspended	1	25.0 %	1	16.7 %	16.7	16.7 %
do not offer	2		0		0	
total (n=)	6		6		6	
Service delivery	Comment on Marine & Maritime Works		Comment on Works affecting the Setting of Scheduled Monuments			
	Number	%	Number	%		
as normal	0	0.0 %	3	75.0 %		
with restrictions	0	0.0 %	0	0.0 %		
suspended	1	100.0 %	1	25.0 %		
do not offer	5		2			
total (n=)	6		6			

Table 72: Providing Comment on Permitted Development Works during the Covid-19 Lockdown Period.

Service delivery	Provide planning policy advice		Comment on national policy, legislative & other consultations	
	Number	%	Number	%
as normal	5	83.3 %	4	66.7 %
with restrictions	0	0.0 %	0	0.0 %
suspended	1	16.7 %	2	33.3 %
do not offer	0		0	
total (n=)	6		6	

Table 73: Delivery of Policy Services during the Covid-19 Lockdown Period.

Service delivery	Provide advice & info. to land & asset owners		Provide advice & info. to researchers		Provide advice & support to community groups	
	Number	%	Number	%	Number	%
as normal	4	66.7 %	3	50.0 %	3	50.0 %
with restrictions	1	16.7 %	2	33.3 %	2	33.3 %
suspended	1	16.7 %	1	16.7 %	1	16.7 %
do not offer	0		0		0	
total (n=)	6		6		6	
Service delivery	Provide advice & support to organisations		Provide advice & support to metal-detectorists		Provide advice & support to police	
	Number	%	Number	%	Number	%
as normal	3	50.0 %	0	0.0 %	3	50.0 %
with restrictions	2	33.3 %	2	66.7 %	2	33.3 %
suspended	1	16.7 %	1	33.3 %	1	16.7 %
do not offer	0		5		0	
total (n=)	6		8		6	
Service delivery	Provide advice & support to general public					
	Number	%				
as normal	3	50.0 %				
with restrictions	2	33.3 %				
suspended	1	16.7 %				
do not offer	0					
total (n=)	6					

Table 74: Providing Advice, Information and Support to Stakeholder Groups during the Covid-19 Lockdown Period.

Service delivery	Delivery of public engagement events		Delivery of CPD training		Delivery or support of ongoing community projects	
	Number	%	Number	%	Number	%
as normal	0	0.0 %	0	0.0 %	0	0.0 %
with restrictions	0	0.0 %	0	0.0 %	2	66.7 %
suspended	2	100.0 %	2	100.0 %	1	33.3 %
do not offer	4		4		3	
total (n=)	6		6		6	
Service delivery	Delivery or support of ongoing research projects		Delivery or support of ongoing historic asset management projects			
	Number	%	Number	%	Number	%
as normal	0	0.0 %	0	0.0 %		
with restrictions	4	80.0 %	2	66.7 %		
suspended	1	20.0 %	1	33.3 %		
do not offer	1		3			
total (n=)	6		6			

Table 75: Delivery of Outward-Facing Services during the Covid-19 Lockdown Period.

Service delivery	Maintain/develop HER		Provide extracts from HER		Maintain/develop regional research framework	
	Number	%	Number	%	Number	%
as normal	3	50.0 %	2	33.3 %	2	40.0 %
with restrictions	1	16.7 %	3	50.0 %	2	40.0 %
suspended	2	33.3 %	1	16.7 %	1	20.0 %
do not offer	0		0		1	
total (n=)	6		6		6	

Table 76: Delivery of Historic Environment Record Services during the Covid-19 Lockdown Period.

Service delivery	Input into regional &/or national groups	
	Number	%
as normal	1	16.7 %
with restrictions	3	50.0 %
suspended	2	33.3 %
do not offer	0	
total (n=)	6	

Table 77: Advising Regional or National Groups during the Covid-19 Lockdown Period.

10.3 Has the overall use of your service increased/remained the same/decreased?

	Number of Responses	%
Increased	1	16.7 %
Remained the Same	4	66.7 %
Decreased	1	16.7 %
total (n=)	6	

Table 78: Has the overall use of your service increased/remained the same/ decreased?.

10.4 Have any of your staff been furloughed or redeployed?

	Number of Responses	%
Furloughed	1	16.7 %
Redeployed	0	0.0 %
Neither	5	83.3 %
Both	0	0.0 %
total (n=)	6	

Table 79: Have any of your staff been furloughed or redeployed?

10.5 In the mid to long term, how do you envisage Covid-19 affecting the following aspects of your service?

	Budget		Staffing		Physical Site Visits	
	Number	%	Number	%	Number	%
Increase	0	0.0 %	0	0.0 %	0	0.0 %
Remain Stable	2	33.3 %	4	66.7 %	2	33.3 %
Decrease	2	33.3 %	1	16.7 %	3	50.0 %
Don't Know	2	33.3 %	1	16.7 %	1	16.7 %
total (n=)	6		6		6	
	Virtual Site Visits		Community Outreach		Use of Digital Delivery/Content in Community Outreach	
Increase	3	50.0 %	0	0.0 %	0	0.0 %
Remain Stable	0	0.0 %	1	20.0 %	1	20.0 %
Decrease	1	16.7 %	2	40.0 %	1	20.0 %
Don't Know	2	33.3 %	2	40.0 %	3	60.0 %
total (n=)	6		5		5	

Table 80: In the mid to long term, how do you envisage Covid-19 affecting the following aspects of your service?

11 South-East England Results

11.1 Has your archaeology service continued to deliver either a full or partial service since the Covid-19 lockdown was introduced?

	Number of Responses	% of participants from Location
Yes, full service	9	69.2 %
Yes, partial service	4	30.8 %
No	0	0.0 %
total (n=)	13	

Table 81: Responses to 'Has your archaeology service continued to deliver either a full or partial service since the Covid-19 lockdown was introduced?'

11.2 Please select a checkbox for each aspect of your archaeological service delivery during lockdown.

Service delivery	Monitor weekly planning lists		Provide pre-planning application advice		Comment on planning applications	
	Number	%	Number	%	Number	%
as normal	6	85.7 %	10	76.9 %	11	84.6 %
with restrictions	1	14.3 %	3	23.1 %	2	15.4 %
suspended	0	0.0 %	0	0.0 %	0	0.0 %
do not offer	5		0		0	
total (n=)	12		13		13	

Table 82: Delivery of Planning Services during the Covid-19 Lockdown Period.

Service delivery	Undertake site monitoring visits		Provide mitigation advice to archaeological contractors & clients	
	Number	%	Number	%
as normal	1	7.7 %	12	92.3 %
with restrictions	6	46.2 %	1	7.7 %
suspended	6	46.2 %	0	0.0 %
do not offer	0		0	
total (n=)	13		13	

Table 83: Provision of Mitigation Advice and Site Monitoring Visits during the Covid-19 lockdown period.

Service delivery	Review & sign off DBAs		Review & sign off WSIs		Review & sign off DSRs	
	Number	%	Number	%	Number	%
as normal	12	92.3 %	11	91.7 %	7	87.5 %
with restrictions	1	7.7 %	1	8.3 %	1	12.5 %
suspended	0	0.0 %	0	0.0 %	0	0.0 %
do not offer	0		0		4	
total (n=)	13		12		12	
Service delivery	Review & sign off PERDs		Review & sign off OASIS records		Review & sign off publications	
	Number	%	Number	%	Number	%
as normal	11	91.7 %	7	87.5 %	11	84.6 %
with restrictions	1	8.3 %	1	12.5 %	2	15.4 %
suspended	0	0.0 %	0	0.0 %	0	0.0 %
do not offer	1		5		0	
total (n=)	13		13		13	

Table 84: Completion of Written Documentation & Assessments during the Covid-19 Lockdown Period.

Service delivery	Comment on agri-environment schemes		Comment on forestry works		Comment on utility works	
	Number	%	Number	%	Number	%
as normal	9	90.0	9	90.0	90.0	90.0
with restrictions	1	10.0	1	10.0	10.0	10.0
suspended	0	0.0	0	0.0	0.0	0.0
do not offer	3		3		1	
total (n=)	13		13		13	
Service delivery	Comment on Marine & Maritime Works		Comment on Works affecting the Setting of Scheduled Monuments			
	Number	%	Number	%		
as normal	3	100.0	11	11		
with restrictions	0	0.0	0	0		
suspended	0	0.0	0	0		
do not offer	9		2			
total (n=)	12		13			

Table 85: Providing Comment on Permitted Development Works during the Covid-19 Lockdown Period.

Service delivery	Provide planning policy advice		Comment on national policy, legislative & other consultations	
	Number	%	Number	%
as normal	11	84.6 %	10	76.9 %
with restrictions	2	15.4 %	3	23.1 %
suspended	0	0.0 %	0	0.0 %
do not offer	0		0	
total (n=)	13		13	

Table 86: Delivery of Policy Services during the Covid-19 Lockdown Period.

Service delivery	Provide advice & info. to land & asset owners		Provide advice & info. to researchers		Provide advice & support to community groups	
	Number	%	Number	%	Number	%
as normal	11	84.6 %	6	46.2 %	6	50.0 %
with restrictions	2	15.4 %	7	53.8 %	6	50.0 %
suspended	0	0.0 %	0	0.0 %	0	0.0 %
do not offer	0		0		1	
total (n=)	13		13		13	
Service delivery	Provide advice & support to organisations		Provide advice & support to metal-detectorists		Provide advice & support to police	
	Number	%	Number	%	Number	%
as normal	7	58.3 %	3	37.5 %	10	90.9 %
with restrictions	5	41.7 %	5	62.5 %	1	9.1 %
suspended	0	0.0 %	0	0.0 %	0	0.0 %
do not offer	1		5		1	
total (n=)	13		13		12	
Service delivery	Provide advice & support to general public					
	Number	%	Number	%	Number	%
as normal	7	53.8 %				
with restrictions	6	46.2 %				
suspended	0	0.0 %				
do not offer	0					
total (n=)	13					

Table 87: Providing Advice, Information and Support to Stakeholder Groups during the Covid-19 Lockdown Period.

Service delivery	Delivery of public engagement events		Delivery of CPD training		Delivery or support of ongoing community projects	
	Number	%	Number	%	Number	%
as normal	0	0.0 %	1	11.1 %	2	20.0 %
with restrictions	2	22.2 %	3	33.3 %	4	40.0 %
suspended	7	77.8 %	5	55.6 %	4	40.0 %
do not offer	4		4		3	
total (n=)	13		13		13	
Service delivery	Delivery or support of ongoing research projects		Delivery or support of ongoing historic asset management projects			
	Number	%	Number	%	Number	%
as normal	4	44.4 %	5	50.0 %		
with restrictions	4	44.4 %	4	40.0 %		
suspended	1	11.1 %	1	10.0 %		
do not offer	3		3			
total (n=)	12		13			

Table 88: Delivery of Outward-Facing Services during the Covid-19 Lockdown Period.

Service delivery	Maintain/develop HER		Provide extracts from HER		Maintain/develop regional research framework	
	Number	%	Number	%	Number	%
as normal	9	69.2 %	9	69.2 %	4	66.7 %
with restrictions	3	23.1 %	4	30.8 %	1	16.7 %
suspended	1	7.7 %	0	0.0 %	1	16.7 %
do not offer	0		0		7	
total (n=)	13		13		13	

Table 89: Delivery of Historic Environment Record Services during the Covid-19 Lockdown Period.

Service delivery	Input into regional &/or national groups	
	Number	%
as normal	3	27.3 %
with restrictions	7	63.6 %
suspended	1	9.1 %
do not offer	2	
total (n=)	13	

Table 90: Advising Regional or National Groups during the Covid-19 Lockdown Period.

11.3 Has the overall use of your service increased/remained the same/decreased?

	Number of Responses	%
Increased	0	0.0
Remained the Same	8	66.7
Decreased	4	33.3
total (n=)	12	

Table 91: Has the overall use of your service increased/remained the same/ decreased?.

11.4 Have any of your staff been furloughed or redeployed?

	Number of Responses	%
Furloughed	0	0.0 %
Redeployed	1	7.7 %
Neither	12	92.3 %
Both	0	0.0 %
total (n=)	13	

Table 92: Have any of your staff been furloughed or redeployed?

11.5 In the mid to long term, how do you envisage Covid-19 affecting the following aspects of your service?

	Budget		Staffing		Physical Site Visits	
	Number	%	Number	%	Number	%
Increase	0	0.0 %	0	0.0 %	0	0.0 %
Remain Stable	3	23.1 %	8	61.5 %	5	38.5 %
Decrease	3	23.1 %	0	0.0 %	7	53.8 %
Don't Know	7	53.8 %	5	38.5 %	1	7.7 %
total (n=)	13		13		13	
	Virtual Site Visits		Community Outreach		Use of Digital Delivery/Content in Community Outreach	
Increase	7	53.8 %	0	0.0 %	5	41.7 %
Remain Stable	2	15.4 %	4	33.3 %	2	16.7 %
Decrease	0	0.0 %	5	41.7 %	1	8.3 %
Don't Know	4	30.8 %	3	25.0 %	4	33.3 %
total (n=)	13		12		12	

Table 93: In the mid to long term, how do you envisage Covid-19 affecting the following aspects of your service?

12 South-West England Results

12.1 Has your archaeology service continued to deliver either a full or partial service since the Covid-19 lockdown was introduced?

	Number of Responses	% of participants from Location
Yes, full service	9	60.0 %
Yes, partial service	6	40.0 %
No	0	0.0 %
total (n=)	15	

Table 94: Responses to 'Has your archaeology service continued to deliver either a full or partial service since the Covid-19 lockdown was introduced?'

12.2 Please select a checkbox for each aspect of your archaeological service delivery during lockdown.

Service delivery	Monitor weekly planning lists		Provide pre-planning application advice		Comment on planning applications	
	Number	%	Number	%	Number	%
as normal	11	84.6 %	11	78.6 %	11	78.6 %
with restrictions	1	7.7 %	3	21.4 %	3	21.4 %
suspended	1	7.7 %	0	0.0 %	0	0.0 %
do not offer	2		1		1	
total (n=)	15		15		15	

Table 95: Delivery of Planning Services during the Covid-19 Lockdown Period.

Service delivery	Undertake site monitoring visits		Provide mitigation advice to archaeological contractors & clients	
	Number	%	Number	%
as normal	0	0.0 %	11	78.6 %
with restrictions	8	53.3 %	3	21.4 %
suspended	7	46.7 %	0	0.0 %
do not offer	0		1	
total (n=)	15		15	

Table 96: Provision of Mitigation Advice and Site Monitoring Visits during the Covid-19 lockdown period.

Service delivery	Review & sign off DBAs		Review & sign off WSIs		Review & sign off DSRs	
	Number	%	Number	%	Number	%
as normal	12	92.3 %	13	92.9 %	6	85.7 %
with restrictions	1	7.7 %	1	7.1 %	1	14.3 %
suspended	0	0.0 %	0	0.0 %	0	0.0 %
do not offer	2		1		7	
total (n=)	15		15		14	
Service delivery	Review & sign off PERDs		Review & sign off OASIS records		Review & sign off publications	
	Number	%	Number	%	Number	%
as normal	8	88.9 %	12	100.0 %	13	92.9 %
with restrictions	1	11.1 %	0	0.0 %	1	7.1 %
suspended	0	0.0 %	0	0.0 %	0	0.0 %
do not offer	5		3		1	
total (n=)	14		15		15	

Table 97: Completion of Written Documentation & Assessments during the Covid-19 Lockdown Period.

Service delivery	Comment on agri-environment schemes		Comment on forestry works		Comment on utility works	
	Number	%	Number	%	Number	%
as normal	9	100.0 %	8	80.0 %	12	85.7 %
with restrictions	0	0.0 %	2	20.0 %	2	14.3 %
suspended	0	0.0 %	0	0.0 %	0	0.0 %
do not offer	6		5		1	
total (n=)	15		15		15	
Service delivery	Comment on Marine & Maritime Works		Comment on Works affecting the Setting of Scheduled Monuments			
	Number	%	Number	%		
as normal	6	75.0 %	10	83.3 %		
with restrictions	2	25.0 %	2	16.7 %		
suspended	0	0.0 %	0	0.0 %		
do not offer	7		3			
total (n=)	15		15			

Table 98: Providing Comment on Permitted Development Works during the Covid-19 Lockdown Period.

Service delivery	Provide planning policy advice		Comment on national policy, legislative & other consultations	
	Number	%	Number	%
as normal	13	92.9 %	11	78.6 %
with restrictions	1	7.1 %	2	14.3 %
suspended	0	0.0 %	1	7.1 %
do not offer	1		1	
total (n=)	15		15	

Table 99: Delivery of Policy Services during the Covid-19 Lockdown Period.

Service delivery	Provide advice & info. to land & asset owners		Provide advice & info. to researchers		Provide advice & support to community groups	
	Number	%	Number	%	Number	%
as normal	9	60.0 %	10	66.7 %	8	53.3 %
with restrictions	6	40.0 %	5	33.3 %	7	46.7 %
suspended	0	0.0 %	0	0.0 %	0	0.0 %
do not offer	0		0		0	
total (n=)	15		15		15	
Service delivery	Provide advice & support to organisations		Provide advice & support to metal-detectorists		Provide advice & support to police	
	Number	%	Number	%	Number	%
as normal	11	73.3 %	6	50.0 %	12	92.3 %
with restrictions	4	26.7 %	6	50.0 %	1	7.7 %
suspended	0	0.0 %	0	0.0 %	0	0.0 %
do not offer	0		3		2	
total (n=)	15		15		15	
Service delivery	Provide advice & support to general public					
	Number	%				
as normal	9	60.0 %				
with restrictions	6	40.0 %				
suspended	0	0.0 %				
do not offer	0					
total (n=)	15					

Table 100: Providing Advice, Information and Support to Stakeholder Groups during the Covid-19 Lockdown Period.

Service delivery	Delivery of public engagement events		Delivery of CPD training		Delivery or support of ongoing community projects	
	Number	%	Number	%	Number	%
as normal	1	7.7 %	2	28.6 %	1	7.7 %
with restrictions	3	23.1 %	3	42.9 %	9	69.2 %
suspended	9	69.2 %	2	28.6 %	3	23.1 %
do not offer	2		8		2	
total (n=)	15		15		15	
Service delivery	Delivery or support of ongoing research projects		Delivery or support of ongoing historic asset management projects			
	Number	%	Number	%	Number	%
as normal	5	35.7 %	8	57.1 %		
with restrictions	9	64.3 %	6	42.9 %		
suspended	1	0.0 %	1	0.0 %		
do not offer	1		1			
total (n=)	15		15			

Table 101: Delivery of Outward-Facing Services during the Covid-19 Lockdown Period.

Service delivery	Maintain/develop HER		Provide extracts from HER		Maintain/develop regional research framework	
	Number	%	Number	%	Number	%
as normal	12	80.0 %	10	66.7 %	4	40.0 %
with restrictions	3	20.0 %	5	33.3 %	4	40.0 %
suspended	0	0.0 %	0	0.0 %	2	20.0 %
do not offer	0		0		5	
total (n=)	15		15		15	

Table 102: Delivery of Historic Environment Record Services during the Covid-19 Lockdown Period.

Service delivery	Input into regional &/or national groups	
	Number	%
as normal	7	50.0 %
with restrictions	7	50.0 %
suspended	0	0.0 %
do not offer	1	
total (n=)	15	

Table 103: Advising Regional or National Groups during the Covid-19 Lockdown Period.

12.3 Has the overall use of your service increased/remained the same/decreased?

	Number of Responses	%
Increased	1	6.7 %
Remained the Same	12	80.0 %
Decreased	2	13.3 %
total (n=)	15	

Table 104: Has the overall use of your service increased/remained the same/ decreased?.

12.4 Have any of your staff been furloughed or redeployed?

	Number of Responses	%
Furloughed	0	0.0 %
Redeployed	1	7.1 %
Neither	13	92.9 %
Both	0	0.0 %
total (n=)	14	

Table 105: Have any of your staff been furloughed or redeployed?

12.5 In the mid to long term, how do you envisage Covid-19 affecting the following aspects of your service?

	Budget		Staffing		Physical Site Visits	
	Number	%	Number	%	Number	%
Increase	0	0.0 %	0	0.0 %	0	0.0 %
Remain Stable	0	0.0 %	5	33.3 %	8	53.3 %
Decrease	9	60.0 %	3	20.0 %	7	46.7 %
Don't Know	6	40.0 %	7	46.7 %	0	0.0 %
total (n=)	15		15		15	
	Virtual Site Visits		Community Outreach		Use of Digital Delivery/Content in Community Outreach	
Increase	9	60.0 %	1	6.7 %	10	66.7 %
Remain Stable	3	20.0 %	7	46.7 %	1	6.7 %
Decrease	0	0.0 %	4	26.7 %	0	0.0 %
Don't Know	3	20.0 %	3	20.0 %	4	26.7 %
total (n=)	15		15		15	

Table 106: In the mid to long term, how do you envisage Covid-19 affecting the following aspects of your service?

13 West Midlands Results

13.1 Has your archaeology service continued to deliver either a full or partial service since the Covid-19 lockdown was introduced?

	Number of Responses	% of participants from Location
Yes, full service	6	75.0 %
Yes, partial service	2	25.0 %
No	0	0.0 %
total (n=)	8	

Table 107: Responses to 'Has your archaeology service continued to deliver either a full or partial service since the Covid-19 lockdown was introduced?'

13.2 Please select a checkbox for each aspect of your archaeological service delivery during lockdown.

Service delivery	Monitor weekly planning lists		Provide pre-planning application advice		Comment on planning applications	
	Number	%	Number	%	Number	%
as normal	6	100.0 %	6	75.0 %	7	87.5 %
with restrictions	0	0.0 %	2	25.0 %	1	12.5 %
suspended	0	0.0 %	0	0.0 %	0	0.0 %
do not offer	2		0		0	
total (n=)	8		8		8	

Table 108: Delivery of Planning Services during the Covid-19 Lockdown Period.

Service delivery	Undertake site monitoring visits		Provide mitigation advice to archaeological contractors & clients	
	Number	%	Number	%
as normal	0	0.0 %	7	87.5 %
with restrictions	6	75.0 %	1	12.5 %
suspended	2	25.0 %	0	0.0 %
do not offer	0		0	
total (n=)	8		8	

Table 109: Provision of Mitigation Advice and Site Monitoring Visits during the Covid-19 lockdown period.

Service delivery	Review & sign off DBAs		Review & sign off WSIs		Review & sign off DSRs	
	Number	%	Number	%	Number	%
as normal	8	100.0 %	8	100.0 %	5	100.0 %
with restrictions	0	0.0 %	0	0.0 %	0	0.0 %
suspended	0	0.0 %	0	0.0 %	0	0.0 %
do not offer	0		0		2	
total (n=)	8		8		7	
Service delivery	Review & sign off PERDs		Review & sign off OASIS records		Review & sign off publications	
	Number	%	Number	%	Number	%
as normal	6	100.0 %	8	100.0 %	8	100.0 %
with restrictions	0	0.0 %	0	0.0 %	0	0.0 %
suspended	0	0.0 %	0	0.0 %	0	0.0 %
do not offer	2		0		0	
total (n=)	8		8		8	

Table 110: Completion of Written Documentation & Assessments during the Covid-19 Lockdown Period.

Service delivery	Comment on agri-environment schemes		Comment on forestry works		Comment on utility works	
	Number	%	Number	%	Number	%
as normal	5	100.0 %	4	100.0 %	8	100.0 %
with restrictions	0	0.0 %	0	0.0 %	0	0.0 %
suspended	0	0.0 %	0	0.0 %	0	0.0 %
do not offer	3		4		0	
total (n=)	8		8		8	
Service delivery	Comment on Marine & Maritime Works		Comment on Works affecting the Setting of Scheduled Monuments			
	Number	%	Number	%		
as normal	3	100.0 %	8	100.0 %		
with restrictions	0	0.0 %	0	0.0 %		
suspended	0	0.0 %	0	0.0 %		
do not offer	5		0			
total (n=)	8		8			

Table 111: Providing Comment on Permitted Development Works during the Covid-19 Lockdown Period.

Service delivery	Provide planning policy advice		Comment on national policy, legislative & other consultations	
	Number	%	Number	%
as normal	7	100.0 %	7	100.0 %
with restrictions	0	0.0 %	0	0.0 %
suspended	0	0.0 %	0	0.0 %
do not offer	0		0	
total (n=)	7		7	

Table 112: Delivery of Policy Services during the Covid-19 Lockdown Period.

Service delivery	Provide advice & info. to land & asset owners		Provide advice & info. to researchers		Provide advice & support to community groups	
	Number	%	Number	%	Number	%
as normal	8	100.0 %	7	87.5 %	3	37.5 %
with restrictions	0	0.0 %	1	12.5 %	5	62.5 %
suspended	0	0.0 %	0	0.0 %	0	0.0 %
do not offer	0		0		0	
total (n=)	8		8		8	
Service delivery	Provide advice & support to organisations		Provide advice & support to metal-detectorists		Provide advice & support to police	
	Number	%	Number	%	Number	%
as normal	3	37.5 %	1	16.7 %	6	75.0 %
with restrictions	5	62.5 %	5	83.3 %	2	25.0 %
suspended	0	0.0 %	0	0.0 %	0	0.0 %
do not offer	0		2		0	
total (n=)	8		8		8	
Service delivery	Provide advice & support to general public					
	Number	%	Number	%	Number	%
as normal	3	37.5 %				
with restrictions	5	62.5 %				
suspended	0	0.0 %				
do not offer	0					
total (n=)	8					

Table 113: Providing Advice, Information and Support to Stakeholder Groups during the Covid-19 Lockdown Period.

Service delivery	Delivery of public engagement events		Delivery of CPD training		Delivery or support of ongoing community projects	
	Number	%	Number	%	Number	%
as normal	1	14.3 %	0	0.0 %	1	14.3 %
with restrictions	1	14.3 %	2	33.3 %	6	85.7 %
suspended	5	71.4 %	4	66.7 %	0	0.0 %
do not offer	1		2		1	
total (n=)	8		8		8	
Service delivery	Delivery or support of ongoing research projects		Delivery or support of ongoing historic asset management projects			
	Number	%	Number	%		
as normal	1	14.3 %	2	33.3 %		
with restrictions	5	71.4 %	4	66.7 %		
suspended	1	14.3 %	0	0.0 %		
do not offer	1		1			
total (n=)	8		7			

Table 114: Delivery of Outward-Facing Services during the Covid-19 Lockdown Period.

Service delivery	Maintain/develop HER		Provide extracts from HER		Maintain/develop regional research framework	
	Number	%	Number	%	Number	%
as normal	7	87.5 %	8	100.0 %	4	100.0 %
with restrictions	1	12.5 %	0	0.0 %	0	0.0 %
suspended	0	0.0 %	0	0.0 %	0	0.0 %
do not offer	0		0		4	
total (n=)	8		8		8	

Table 115: Delivery of Historic Environment Record Services during the Covid-19 Lockdown Period.

Service delivery	Input into regional &/or national groups	
	Number	%
as normal	3	42.9 %
with restrictions	4	57.1 %
suspended	0	0.0 %
do not offer	1	
total (n=)	8	

Table 116: Advising Regional or National Groups during the Covid-19 Lockdown Period.

13.3 Has the overall use of your service increased/remained the same/decreased?

	Number of Responses	%
Increased	1	12.5 %
Remained the Same	6	75.0 %
Decreased	1	12.5 %
total (n=)	8	

Table 117: Has the overall use of your service increased/remained the same/ decreased?.

13.4 Have any of your staff been furloughed or redeployed?

	Number of Responses	%
Furloughed	0	0.0 %
Redeployed	0	0.0 %
Neither	8	100.0 %
Both	0	0.0 %
total (n=)	8	

Table 118: Have any of your staff been furloughed or redeployed?

13.5 In the mid to long term, how do you envisage Covid-19 affecting the following aspects of your service?

	Budget		Staffing		Physical Site Visits	
	Number	%	Number	%	Number	%
Increase	0	0.0 %	0	0.0 %	0	0.0 %
Remain Stable	2	25.0 %	5	62.5 %	3	37.5 %
Decrease	3	37.5 %	1	12.5 %	4	50.0 %
Don't Know	3	37.5 %	2	25.0 %	1	12.5 %
total (n=)	8		8		8	
	Virtual Site Visits		Community Outreach		Use of Digital Delivery/Content in Community Outreach	
Increase	6	75.0 %	1	12.5 %	8	100.0 %
Remain Stable	2	25.0 %	3	37.5 %	0	0.0 %
Decrease	0	0.0 %	1	12.5 %	0	0.0 %
Don't Know	0	0.0 %	3	37.5 %	0	0.0 %
total (n=)	8		8		8	

Table 119: In the mid to long term, how do you envisage Covid-19 affecting the following aspects of your service?

14 Yorkshire & The Humber Results

14.1 Has your archaeology service continued to deliver either a full or partial service since the Covid-19 lockdown was introduced?

	Number of Responses	% of participants from Location
Yes, full service	5	71.4 %
Yes, partial service	2	28.6 %
No	0	0.0 %
total (n=)	7	

Table 120: Responses to 'Has your archaeology service continued to deliver either a full or partial service since the Covid-19 lockdown was introduced?'

14.2 Please select a checkbox for each aspect of your archaeological service delivery during lockdown.

Service delivery	Monitor weekly planning lists		Provide pre-planning application advice		Comment on planning applications	
	Number	%	Number	%	Number	%
as normal	6	100.0 %	5	71.4 %	6	85.7 %
with restrictions	0	0.0 %	2	28.6 %	1	14.3 %
suspended	0	0.0 %	0	0.0 %	0	0.0 %
do not offer	1		0		0	
total (n=)	7		7		7	

Table 121: Delivery of Planning Services during the Covid-19 Lockdown Period.

Service delivery	Undertake site monitoring visits		Provide mitigation advice to archaeological contractors & clients	
	Number	%	Number	%
as normal	0	0.0 %	4	57.1 %
with restrictions	5	71.4 %	3	42.9 %
suspended	2	28.6 %	0	0.0 %
do not offer	0		0	
total (n=)	7		7	

Table 122: Provision of Mitigation Advice and Site Monitoring Visits during the Covid-19 lockdown period.

Service delivery	Review & sign off DBAs		Review & sign off WSIs		Review & sign off DSRs	
	Number	%	Number	%	Number	%
as normal	6	85.7 %	6	85.7 %	4	80.0 %
with restrictions	1	14.3 %	1	14.3 %	1	20.0 %
suspended	0	0.0 %	0	0.0 %	0	0.0 %
do not offer	0		0		2	
total (n=)	7		7		7	
Service delivery	Review & sign off PERDs		Review & sign off OASIS records		Review & sign off publications	
	Number	%	Number	%	Number	%
as normal	4	80.0 %	4	80.0 %	5	83.3 %
with restrictions	1	20.0 %	0	0.0 %	1	16.7 %
suspended	0	0.0 %	1	20.0 %	0	0.0 %
do not offer	2		2		1	
total (n=)	7		7		7	

Table 123: Completion of Written Documentation & Assessments during the Covid-19 Lockdown Period.

Service delivery	Comment on agri-environment schemes		Comment on forestry works		Comment on utility works	
	Number	%	Number	%	Number	%
as normal	6	85.7 %	4	66.7 %	5	71.4 %
with restrictions	1	14.3 %	2	33.3 %	2	28.6 %
suspended	0	0.0 %	0	0.0 %	0	0.0 %
do not offer	0		1		0	
total (n=)	7		7		7	
Service delivery	Comment on Marine & Maritime Works		Comment on Works affecting the Setting of Scheduled Monuments			
	Number	%	Number	%		
as normal	3	100.0 %	3	50.0 %		
with restrictions	0	0.0 %	2	33.3 %		
suspended	0	0.0 %	1	16.7 %		
do not offer	4		1			
total (n=)	7		7			

Table 124: Providing Comment on Permitted Development Works during the Covid-19 Lockdown Period.

Service delivery	Provide planning policy advice		Comment on national policy, legislative & other consultations	
	Number	%	Number	%
as normal	6	85.7 %	4	66.7 %
with restrictions	1	14.3 %	1	16.7 %
suspended	0	0.0 %	1	16.7 %
do not offer	0		1	
total (n=)	7		7	

Table 125: Delivery of Policy Services during the Covid-19 Lockdown Period.

Service delivery	Provide advice & info. to land & asset owners		Provide advice & info. to researchers		Provide advice & support to community groups	
	Number	%	Number	%	Number	%
as normal	4	57.1 %	2	28.6 %	2	28.6 %
with restrictions	3	42.9 %	5	71.4 %	5	71.4 %
suspended	0	0.0 %	0	0.0 %	0	0.0 %
do not offer	0		0		0	
total (n=)	7		7		7	
Service delivery	Provide advice & support to organisations		Provide advice & support to metal-detectorists		Provide advice & support to police	
	Number	%	Number	%	Number	%
as normal	4	57.1 %	2	50.0 %	3	50.0 %
with restrictions	3	42.9 %	2	50.0 %	3	50.0 %
suspended	0	0.0 %	0	0.0 %	0	0.0 %
do not offer	0		3		1	
total (n=)	7		7		7	
Service delivery	Provide advice & support to general public					
	Number	%				
as normal	3	42.9 %				
with restrictions	4	57.1 %				
suspended	0	0.0 %				
do not offer	0					
total (n=)	7					

Table 126: Providing Advice, Information and Support to Stakeholder Groups during the Covid-19 Lockdown Period.

Service delivery	Delivery of public engagement events		Delivery of CPD training		Delivery or support of ongoing community projects	
	Number	%	Number	%	Number	%
as normal	0	0.0 %	0	0.0 %	1	16.7 %
with restrictions	0	0.0 %	1	25.0 %	1	16.7 %
suspended	6	100.0 %	3	75.0 %	4	66.7 %
do not offer	1		3		1	
total (n=)	7		7		7	
Service delivery	Delivery or support of ongoing research projects		Delivery or support of ongoing historic asset management projects			
	Number	%	Number	%		
as normal	1	14.3 %	1	16.7 %		
with restrictions	3	42.9 %	4	66.7 %		
suspended	3	42.9 %	1	16.7 %		
do not offer	0		1			
total (n=)	7		7			

Table 127: Delivery of Outward-Facing Services during the Covid-19 Lockdown Period.

Service delivery	Maintain/develop HER		Provide extracts from HER		Maintain/develop regional research framework	
	Number	%	Number	%	Number	%
as normal	5	71.4 %	5	71.4 %	4	66.7 %
with restrictions	1	14.3 %	2	28.6 %	1	16.7 %
suspended	1	14.3 %	0	0.0 %	1	16.7 %
do not offer	0		0		1	
total (n=)	7		7		7	

Table 128: Delivery of Historic Environment Record Services during the Covid-19 Lockdown Period.

Service delivery	Input into regional &/or national groups	
	Number	%
as normal	3	42.9 %
with restrictions	4	57.1 %
suspended	0	0.0 %
do not offer	0	
total (n=)	7	

Table 129: Advising Regional or National Groups during the Covid-19 Lockdown Period.

14.3 Has the overall use of your service increased/remained the same/decreased?

	Number of Responses	%
Increased	1	14.3 %
Remained the Same	4	57.1 %
Decreased	2	28.6 %
total (n=)	7	

Table 130: Has the overall use of your service increased/remained the same/ decreased?.

14.4 Have any of your staff been furloughed or redeployed?

	Number of Responses	%
Furloughed	0	0.0 %
Redeployed	0	0.0 %
Neither	7	100.0 %
Both	0	0.0 %
total (n=)	7	

Table 131: Have any of your staff been furloughed or redeployed?

14.5 In the mid to long term, how do you envisage Covid-19 affecting the following aspects of your service?

	Budget		Staffing		Physical Site Visits	
	Number	%	Number	%	Number	%
Increase	0	0.0 %	0	0.0 %	0	0.0 %
Remain Stable	1	14.3 %	2	28.6 %	2	28.6 %
Decrease	5	71.4 %	1	14.3 %	5	71.4 %
Don't Know	1	14.3 %	4	57.1 %	0	0.0 %
total (n=)	7		7		7	
	Virtual Site Visits		Community Outreach		Use of Digital Delivery/Content in Community Outreach	
Increase	6	85.7 %	0	0.0 %	5	71.4 %
Remain Stable	0	0.0 %	2	33.3 %	1	14.3 %
Decrease	0	0.0 %	4	66.7 %	0	0.0 %
Don't Know	1	14.3 %	0	0.0 %	1	14.3 %
total (n=)	7		6		7	

Table 132: In the mid to long term, how do you envisage Covid-19 affecting the following aspects of your service?

15 Scotland Results

15.1 Has your archaeology service continued to deliver either a full or partial service since the Covid-19 lockdown was introduced?

	Number of Responses	% of participants from Location
Yes, full service	9	75.0 %
Yes, partial service	3	25.0 %
No	0	0.0 %
total (n=)	12	

Table 133: Responses to 'Has your archaeology service continued to deliver either a full or partial service since the Covid-19 lockdown was introduced?'

15.2 Please select a checkbox for each aspect of your archaeological service delivery during lockdown.

Service delivery	Monitor weekly planning lists		Provide pre-planning application advice		Comment on planning applications	
	Number	%	Number	%	Number	%
as normal	10	83.3 %	8	66.7 %	10	83.3 %
with restrictions	2	16.7 %	4	33.3 %	2	16.7 %
suspended	0	0.0 %	0	0.0 %	0	0.0 %
do not offer	0		0		0	
total (n=)	12		12		12	

Table 134: Delivery of Planning Services during the Covid-19 Lockdown Period.

Service delivery	Undertake site monitoring visits		Provide mitigation advice to archaeological contractors & clients	
	Number	%	Number	%
as normal	0	0.0 %	8	66.7 %
with restrictions	3	25.0 %	4	33.3 %
suspended	9	75.0 %	0	0.0 %
do not offer	0		0	
total (n=)	12		12	

Table 135: Provision of Mitigation Advice and Site Monitoring Visits during the Covid-19 lockdown period.

Service delivery	Review & sign off DBAs		Review & sign off WSIs		Review & sign off DSRs	
	Number	%	Number	%	Number	%
as normal	11	91.7 %	11	91.7 %	11	91.7 %
with restrictions	1	8.3 %	1	8.3 %	1	8.3 %
suspended	0	0.0 %	0	0.0 %	0	0.0 %
do not offer	0		0		0	
total (n=)	12		12		12	
Service delivery	Review & sign off PERDs		Review & sign off OASIS records		Review & sign off publications	
	Number	%	Number	%	Number	%
as normal	11	91.7 %	6	54.5 %	9	81.8 %
with restrictions	1	8.3 %	1	9.1 %	2	18.2 %
suspended	0	0.0 %	4	36.4 %	0	0.0 %
do not offer	0		1		1	
total (n=)	12		12		12	

Table 136: Completion of Written Documentation & Assessments during the Covid-19 Lockdown Period.

Service delivery	Comment on agri-environment schemes		Comment on forestry works		Comment on utility works	
	Number	%	Number	%	Number	%
as normal	5	71.4 %	7	70.0 %	8	72.7 %
with restrictions	2	28.6 %	3	30.0 %	3	27.3 %
suspended	0	0.0 %	0	0.0 %	0	0.0 %
do not offer	5		2		0	
total (n=)	12		12		11	
Service delivery	Comment on Marine & Maritime Works		Comment on Works affecting the Setting of Scheduled Monuments			
	Number	%	Number	%		
as normal	5	83.3 %	8	72.7 %		
with restrictions	1	16.7 %	3	27.3 %		
suspended	0	0.0 %	0	0.0 %		
do not offer	5		0			
total (n=)	11		11			

Table 137: Providing Comment on Permitted Development Works during the Covid-19 Lockdown Period.

Service delivery	Provide planning policy advice		Comment on national policy, legislative & other consultations	
	Number	%	Number	%
as normal	10	83.3 %	7	63.6 %
with restrictions	2	16.7 %	3	27.3 %
suspended	0	0.0 %	1	9.1 %
do not offer	0		0	
total (n=)	12		11	

Table 138: Delivery of Policy Services during the Covid-19 Lockdown Period.

Service delivery	Provide advice & info. to land & asset owners		Provide advice & info. to researchers		Provide advice & support to community groups	
	Number	%	Number	%	Number	%
as normal	8	72.7 %	6	54.5 %	6	54.5 %
with restrictions	3	27.3 %	5	45.5 %	5	45.5 %
suspended	0	0.0 %	0	0.0 %	0	0.0 %
do not offer	0		0		0	
total (n=)	11		11		11	
Service delivery	Provide advice & support to organisations		Provide advice & support to metal-detectorists		Provide advice & support to police	
	Number	%	Number	%	Number	%
as normal	6	60.0 %	5	50.0 %	6	60.0 %
with restrictions	4	40.0 %	4	40.0 %	4	40.0 %
suspended	0	0.0 %	1	10.0 %	0	0.0 %
do not offer	0		1		0	
total (n=)	10		11		10	
Service delivery	Provide advice & support to general public					
	Number	%	Number	%	Number	%
as normal	7	63.6 %				
with restrictions	4	36.4 %				
suspended	0	0.0 %				
do not offer	0					
total (n=)	11					

Table 139: Providing Advice, Information and Support to Stakeholder Groups during the Covid-19 Lockdown Period.

Service delivery	Delivery of public engagement events		Delivery of CPD training		Delivery or support of ongoing community projects	
	Number	%	Number	%	Number	%
as normal	0	0.0 %	0	0.0 %	1	8.3 %
with restrictions	4	36.4 %	5	83.3 %	8	66.7 %
suspended	7	63.6 %	1	16.7 %	3	25.0 %
do not offer	1		6		0	
total (n=)	12		12		12	
Service delivery	Delivery or support of ongoing research projects		Delivery or support of ongoing historic asset management projects			
	Number	%	Number	%		
as normal	2	16.7 %	3	27.3 %		
with restrictions	8	66.7 %	6	54.5 %		
suspended	2	16.7 %	2	18.2 %		
do not offer	0		1			
total (n=)	12		12			

Table 140: Delivery of Outward-Facing Services during the Covid-19 Lockdown Period.

Service delivery	Maintain/develop HER		Provide extracts from HER		Maintain/develop regional research framework	
	Number	%	Number	%	Number	%
as normal	4	33.3 %	6	54.5 %	4	36.4 %
with restrictions	6	50.0 %	3	27.3 %	3	27.3 %
suspended	2	16.7 %	2	18.2 %	4	36.4 %
do not offer	0		1		1	
total (n=)	12		12		12	

Table 141: Delivery of Historic Environment Record Services during the Covid-19 Lockdown Period.

Service delivery	Input into regional &/or national groups	
	Number	%
as normal	5	45.5 %
with restrictions	6	54.5 %
suspended	0	0.0 %
do not offer	0	
total (n=)	11	

Table 142: Advising Regional or National Groups during the Covid-19 Lockdown Period.

15.3 Has the overall use of your service increased/remained the same/decreased?

	Number of Responses	%
Increased	3	25.0 %
Remained the Same	6	50.0 %
Decreased	3	25.0 %
total (n=)	12	

Table 143: Has the overall use of your service increased/remained the same/ decreased?.

15.4 Have any of your staff been furloughed or redeployed?

	Number of Responses	%
Furloughed	2	16.7 %
Redeployed	1	8.3 %
Neither	9	75.0 %
Both	0	0.0 %
total (n=)	12	

Table 144: Have any of your staff been furloughed or redeployed?

15.5 In the mid to long term, how do you envisage Covid-19 affecting the following aspects of your service?

	Budget		Staffing		Physical Site Visits	
	Number	%	Number	%	Number	%
Increase	0	0.0 %	0	0.0 %	0	0.0 %
Remain Stable	1	10.0 %	8	66.7 %	7	58.3 %
Decrease	3	30.0 %	1	8.3 %	5	41.7 %
Don't Know	6	60.0 %	3	25.0 %	0	0.0 %
total (n=)	10		12		12	
	Virtual Site Visits		Community Outreach		Use of Digital Delivery/Content in Community Outreach	
Increase	4	33.3 %	1	8.3 %	7	58.3 %
Remain Stable	3	25.0 %	5	41.7 %	2	16.7 %
Decrease	0	0.0 %	4	33.3 %	0	0.0 %
Don't Know	5	41.7 %	2	16.7 %	3	25.0 %
total (n=)	12		12		12	

Table 145: In the mid to long term, how do you envisage Covid-19 affecting the following aspects of your service?

16 Wales Results

16.1 Has your archaeology service continued to deliver either a full or partial service since the Covid-19 lockdown was introduced?

	Number of Responses	% of participants from Location
Yes, full service	2	28.6 %
Yes, partial service	5	71.4 %
No	0	0.0 %
total (n=)	7	

Table 146: Responses to 'Has your archaeology service continued to deliver either a full or partial service since the Covid-19 lockdown was introduced?'

16.2 Please select a checkbox for each aspect of your archaeological service delivery during lockdown.

Service delivery	Monitor weekly planning lists		Provide pre-planning application advice		Comment on planning applications	
	Number	%	Number	%	Number	%
as normal	6	100.0 %	6	100.0 %	5	83.3 %
with restrictions	0	0.0 %	0	0.0 %	1	16.7 %
suspended	0	0.0 %	0	0.0 %	0	0.0 %
do not offer	1		1		1	
total (n=)	7		7		7	

Table 147: Delivery of Planning Services during the Covid-19 Lockdown Period.

Service delivery	Undertake site monitoring visits		Provide mitigation advice to archaeological contractors & clients	
	Number	%	Number	%
as normal	0	0.0 %	6	85.7 %
with restrictions	1	14.3 %	0	0.0 %
suspended	6	85.7 %	1	14.3 %
do not offer	0		0	
total (n=)	7		7	

Table 148: Provision of Mitigation Advice and Site Monitoring Visits during the Covid-19 lockdown period.

Service delivery	Review & sign off DBAs		Review & sign off WSIs		Review & sign off DSRs	
	Number	%	Number	%	Number	%
as normal	4	66.7 %	5	83.3 %	2	100.0 %
with restrictions	1	16.7 %	1	16.7 %	0	0.0 %
suspended	1	16.7 %	0	0.0 %	0	0.0 %
do not offer	1		1		4	
total (n=)	7		7		6	
Service delivery	Review & sign off PERDs		Review & sign off OASIS records		Review & sign off publications	
	Number	%	Number	%	Number	%
as normal	3	100.0 %	0	N/A	5	83.3 %
with restrictions	0	0.0 %	0	N/A	1	16.7 %
suspended	0	0.0 %	0	N/A	0	0.0 %
do not offer	3		7		1	
total (n=)	6		7		7	

Table 149: Completion of Written Documentation & Assessments during the Covid-19 Lockdown Period.

Service delivery	Comment on agri-environment schemes		Comment on forestry works		Comment on utility works	
	Number	%	Number	%	Number	%
as normal	3	100.0 %	4	80.0 %	5	71.4 %
with restrictions	0	0.0 %	1	20.0 %	2	28.6 %
suspended	0	0.0 %	0	0.0 %	0	0.0 %
do not offer	4		2		0	
total (n=)	7		7		7	
Service delivery	Comment on Marine & Maritime Works		Comment on Works affecting the Setting of Scheduled Monuments			
	Number	%	Number	%		
as normal	4	100.0 %	5	83.3 %		
with restrictions	0	0.0 %	1	16.7 %		
suspended	0	0.0 %	0	0.0 %		
do not offer	3		1			
total (n=)	7		7			

Table 150: Providing Comment on Permitted Development Works during the Covid-19 Lockdown Period.

Service delivery	Provide planning policy advice		Comment on national policy, legislative & other consultations	
	Number	%	Number	%
as normal	5	83.3 %	7	100.0 %
with restrictions	1	16.7 %	0	0.0 %
suspended	0	0.0 %	0	0.0 %
do not offer	1		0	
total (n=)	7		7	

Table 151: Delivery of Policy Services during the Covid-19 Lockdown Period.

Service delivery	Provide advice & info. to land & asset owners		Provide advice & info. to researchers		Provide advice & support to community groups	
	Number	%	Number	%	Number	%
as normal	2	28.6 %	2	33.3 %	0	0.0 %
with restrictions	5	71.4 %	4	66.7 %	6	100.0 %
suspended	0	0.0 %	0	0.0 %	0	0.0 %
do not offer	0		1		1	
total (n=)	7		7		7	
Service delivery	Provide advice & support to organisations		Provide advice & support to metal-detectorists		Provide advice & support to police	
	Number	%	Number	%	Number	%
as normal	2	28.6 %	1	20.0 %	1	16.7 %
with restrictions	5	71.4 %	4	80.0 %	5	83.3 %
suspended	0	0.0 %	0	0.0 %	0	0.0 %
do not offer	0		2		1	
total (n=)	7		7		7	
Service delivery	Provide advice & support to general public					
	Number	%	Number	%	Number	%
as normal	0	0.0 %				
with restrictions	6	100.0 %				
suspended	0	0.0 %				
do not offer	1					
total (n=)	7					

Table 152: Providing Advice, Information and Support to Stakeholder Groups during the Covid-19 Lockdown Period.

Service delivery	Delivery of public engagement events		Delivery of CPD training		Delivery or support of ongoing community projects	
	Number	%	Number	%	Number	%
as normal	0	0.0 %	1	16.7 %	0	0.0 %
with restrictions	0	0.0 %	1	16.7 %	2	33.3 %
suspended	6	100.0 %	4	66.7 %	4	66.7 %
do not offer	1		1		1	
total (n=)	7		7		7	
Service delivery	Delivery or support of ongoing research projects		Delivery or support of ongoing historic asset management projects			
	Number	%	Number	%	Number	%
as normal	0	0.0 %	0	0.0 %		
with restrictions	4	66.7 %	6	85.7 %		
suspended	2	33.3 %	1	14.3 %		
do not offer	1		0			
total (n=)	7		7			

Table 153: Delivery of Outward-Facing Services during the Covid-19 Lockdown Period.

Service delivery	Maintain/develop HER		Provide extracts from HER		Maintain/develop regional research framework	
	Number	%	Number	%	Number	%
as normal	4	80.0 %	3	75.0 %	1	50.0 %
with restrictions	1	20.0 %	1	25.0 %	1	50.0 %
suspended	0	0.0 %	0	0.0 %	0	0.0 %
do not offer	2		3		5	
total (n=)	7		7		7	

Table 154: Delivery of Historic Environment Record Services during the Covid-19 Lockdown Period.

Service delivery	Input into regional &/or national groups	
	Number	%
as normal	3	42.9 %
with restrictions	4	57.1 %
suspended	0	0.0 %
do not offer	0	
total (n=)	7	

Table 155: Advising Regional or National Groups during the Covid-19 Lockdown Period.

16.3 Has the overall use of your service increased/remained the same/decreased?

	Number of Responses	%
Increased	0	0.0 %
Remained the Same	3	42.9 %
Decreased	4	57.1 %
total (n=)	7	

Table 156: Has the overall use of your service increased/remained the same/ decreased?.

16.4 Have any of your staff been furloughed or redeployed?

	Number of Responses	%
Furloughed	5	71.4 %
Redeployed	0	0.0 %
Neither	2	28.6 %
Both	0	0.0 %
total (n=)	7	

Table 157: Have any of your staff been furloughed or redeployed?

16.5 In the mid to long term, how do you envisage Covid-19 affecting the following aspects of your service?

	Budget		Staffing		Physical Site Visits	
	Number	%	Number	%	Number	%
Increase	0	0.0 %	0	0.0 %	1	14.3 %
Remain Stable	3	42.9 %	4	57.1 %	3	42.9 %
Decrease	3	42.9 %	1	14.3 %	3	42.9 %
Don't Know	1	14.3 %	2	28.6 %	0	0.0 %
total (n=)	7		7		7	
	Virtual Site Visits		Community Outreach		Use of Digital Delivery/Content in Community Outreach	
Increase	2	28.6 %	0	0.0 %	5	71.4 %
Remain Stable	2	28.6 %	2	28.6 %	1	14.3 %
Decrease	0	0.0 %	4	57.1 %	0	0.0 %
Don't Know	3	42.9 %	1	14.3 %	1	14.3 %
total (n=)	7		7		7	

Table 158: In the mid to long term, how do you envisage Covid-19 affecting the following aspects of your service?

17 Northern Ireland Results

No responses were received from Northern Ireland.