

Marion Island Killer Whales 2006-2018

Marion Island Killer Whales 2006-2018

Rowan K Jordaan, Ryan R Reisinger & PJ Nico de Bruyn

2019

Mammal Research Institute
Department of Zoology and Entomology
University of Pretoria

www.marionseals.com



Contents

Acknowledgements.....	04
Photographers.....	06
Introduction.....	07
Map of the Prince Edward Islands.....	10
Association network.....	11
Key.....	12
Bibliography.....	13
Individuals	
Part 1 – Frequently observed individuals.....	15
Part 2 – Marion Island/Crozet Islands	25
Part 3 – Infrequently observed individuals.....	28
Part 4 - Potentially new individuals.....	31
Index of individuals.....	33

Acknowledgements

Killer whale research at Marion Island is conducted within the Marion Island Marine Mammal Programme by the Mammal Research Institute of the University of Pretoria. The work would not be possible without the unwavering efforts of the Sealers and Whalers at the island - particularly Chris Oosthuizen, Dawn Cory Toussaint, Nadia Hansa, Cheryl Tosh, Ryan Reisinger, Daniël Kotzé, John Dickens and Nasreen Khan - and the involvement and support of Prof. Marthán Bester.

The research is funded by Thuthuka programme of the National Research Foundation, the Mohammed bin Zayed Species Conservation Fund (project number 10251290), the Southern Ocean Research Partnership and the Department of Science and Technology through the National Research Foundation .. Logistical support is provided by the Department of Environmental Affairs through the South African National Antarctic Programme.



UNIVERSITEIT VAN PRETORIA
UNIVERSITY OF PRETORIA
YUNIBESITHI YA PRETORIA



Mammal Research Institute



National Research Foundation
Thutuka Programme

Photographers

Photographic ID database.

Mammal Research Institute:

Christiaan Conradie, Dawn Cory Toussaint, Nico de Bruyn, Lourens de Lange, Wiam Haddad, Nadia Hansa, Mendel Knight, Nico Lubcker, John Lucas, Trevor McIntyre, Thomas Mufanadzo, Nangaad Nefhere, Chris Oosthuizen, Mashudu Phalanndwa, Martin Postma, Hugh Purdon, Jean Purdon, Ryan Reisinger, Tristan Scott, Cheryl Tosh, Derek van der Merwe, Mia Wege, Johan van der Vyver, Hennie Louw, Christiaan Brink, Nadia Hansa, Low de Vries, Liezl Pretorius, Yinhla Shihlomule, Daniël Kotzé, Mike Mole, Benoit Morkel, John Dickens, Kyle Lloyd, Sydney Tshilingalinga, Nasreen Khan, André van Tonder and Rowan Jordaan.

Other:

Marion Burger, Linda Clokie, Jacqui Davis, Ben Dilley, Santjie du Toit, Bruce Dyer, Maëlle Connan, Delia Davies, Candice Eadie, Fred Fourie, Steven Fourie, Gareth Isenegger, Johan Jamneck, Genevieve Jones, Rashawe Kgopong, Daleen Koch, Petrus Kritzing, Mashudu Mashau, Rory Meyer, Greg McClelland, Cornelia Nieuwenhuys, Ingrid Peters, Tshililo Ramaswiela, Michelle Roff, Kari Schoonbee, Dora Scott, Justyn Scott, Heine Smit, Lauren Stansfield, Rob Tarr, Tshepo Tawane, Barend van der Merwe, Johan van Heerden, Christelle van Vuuren, Paul Visser, Otto Whitehead, Tegan Carpenter-Kling, Louise Gadney, Vonica Perold, David Green, Zuko Zaizo Nkomo, Rendani Mikosi, Alexis Osborne, Stephan Schoombie, Makhudu Masotla, Marileen Carstens, Albert Myburgh, Michelle Risi and Paige Potter.

Introduction

Marion Island, along with Prince Edward Island, make up the Prince Edward Island archipelago, a seemingly insignificant group of islands in the Southern Ocean. Marion Island (30 000 ha) is larger than Prince Edward Island (4500 ha) and both are approximately 1 800 km south east of Cape Town. The islands are the breeding homes to millions of seals and seabirds and therefore extremely important. Some of the animals supported by these islands include southern elephant seals, Subantarctic and Arctic fur seals and king, macaroni, rockhopper and Gentoo penguins. These are of particular importance as they attract and provide food for killer whales, the oceans apex predators.

Killer whales are the most widespread non-human mammals on earth. They have been recorded in every sea and ocean and are known to predate on over 140 different species. This distribution and diet is accompanied with highly adaptable behaviour that they use to exploit resources other mammals cannot. Killer whales have complex social groups that are vital for protection, learning, hunting and breeding. They have large energy requirements, weigh up

to 6 600 kg, males measure up to 9 m long and females 7,7 m. Killer whales may therefore have a extremely strong influence on marine ecosystems.

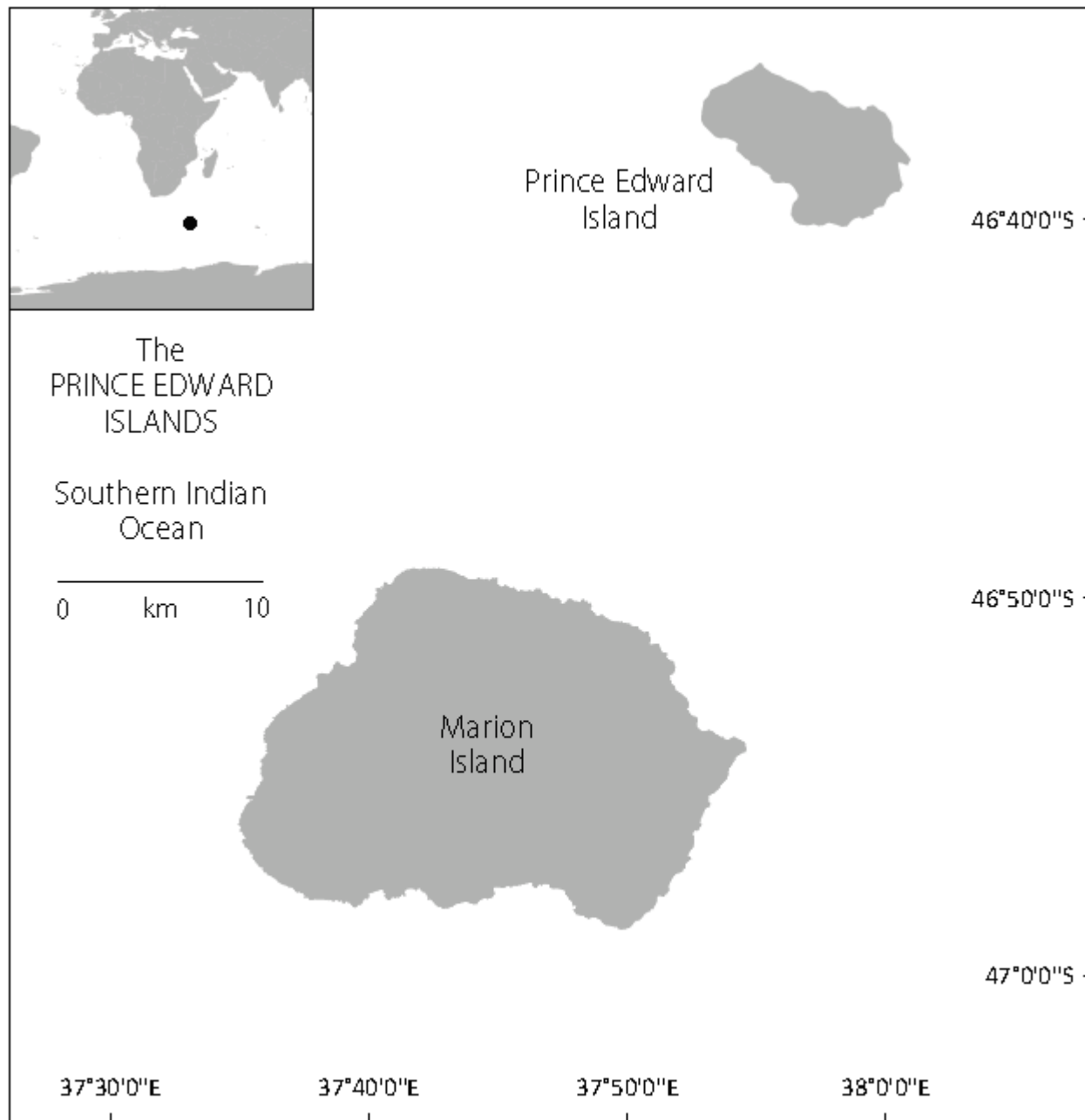
At Marion Island, the presence of killer whales is greatest during the summer months as this is when seals and penguins breed on the island. The leeward eastern coast of Marion attracts the most seals and penguins making it the most patrolled area by the killer whales. Whales are often seen moving close to the shore and waiting in ambush in the shallows of beaches for any unsuspecting prey. Elephant seals are presumably the most preferred prey item as they have high fat contents making them energy-rich. They have also been recorded taking Subantarctic fur seal pups as well as all four of the penguin species recorded at the island namely king, rockhopper, Gentoo and macaroni penguins. Interestingly, adult fur seals are ignored entirely most probably due to their lower fat content and greater mobility in the water.

Group composition is relatively stable as killer whales are highly matrilineal societies. Offspring typically remain associated with their mothers their entire lives unless groups are energetically constrained causing them to temporarily, or sometimes permanently, disperse. Groups of 3 are most commonly encountered although group size varies throughout the year. Similarly, some killer whales are present at the island year round whilst others only visit yearly during the summer months. Details on where the whales go when they leave the island are sparse although it is known that eight of Marion Island's individuals visit the Crozet Islands (the closest landmass to Marion Island, some 950 km to the east). Evidence suggests that killer whales feed on Patagonian toothfish when they are not at

Marion. These are sometimes ‘stolen’ from longliners operating within the Crozet Islands’ Exclusive Economic Zone where where an estimated catch of 27% is lost to the whales.

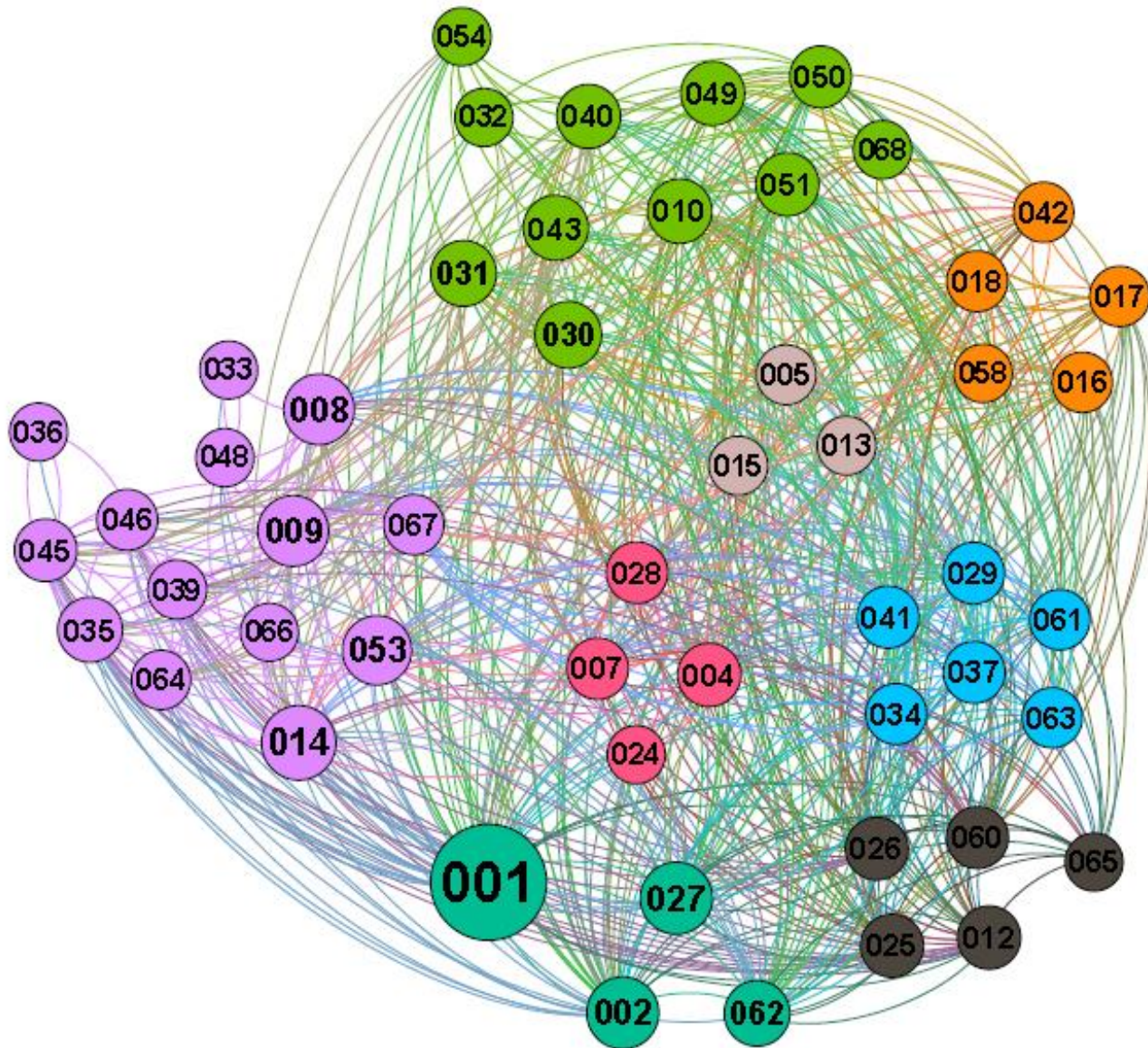
Long-term killer whale identification datasets have been made possible through insight by the late Michael Biggs. Biggs noted that individuals can be reliably identified through unique natural markings such as scars, mutilations and colouring of their dorsal fins and saddle patches. It was only in 2006 when the Mammal Research Institute started intensive research on killer whales at Marion and compiled a comprehensive photographic catalogue. The catalogue now represents 70 individuals showcasing the efforts of dedicated Mammal Research Institute field assistants namely Sealers and Whalers.

Uniquely, all the killer whale work conducted on Marion is shore based. This has not proved to be a limitation as the research outputs arising from this project are held highly in the global science community. To date, this database has been used to estimate the size of the population at Marion and its social organisation. This is in addition to other research based on genetics, diet and tracking. Future research aims to focus on the population’s demography which will facilitate comparisons with other populations. One of these will be the ‘resident’ killer whale population in the Northeast Pacific where killer whales survive up to ages of 90. The deployment of satellite tags and collection of biopsy samples will continue as there are still many questions that need to be answered regarding the offshore ecology of Marion’s killer whales.

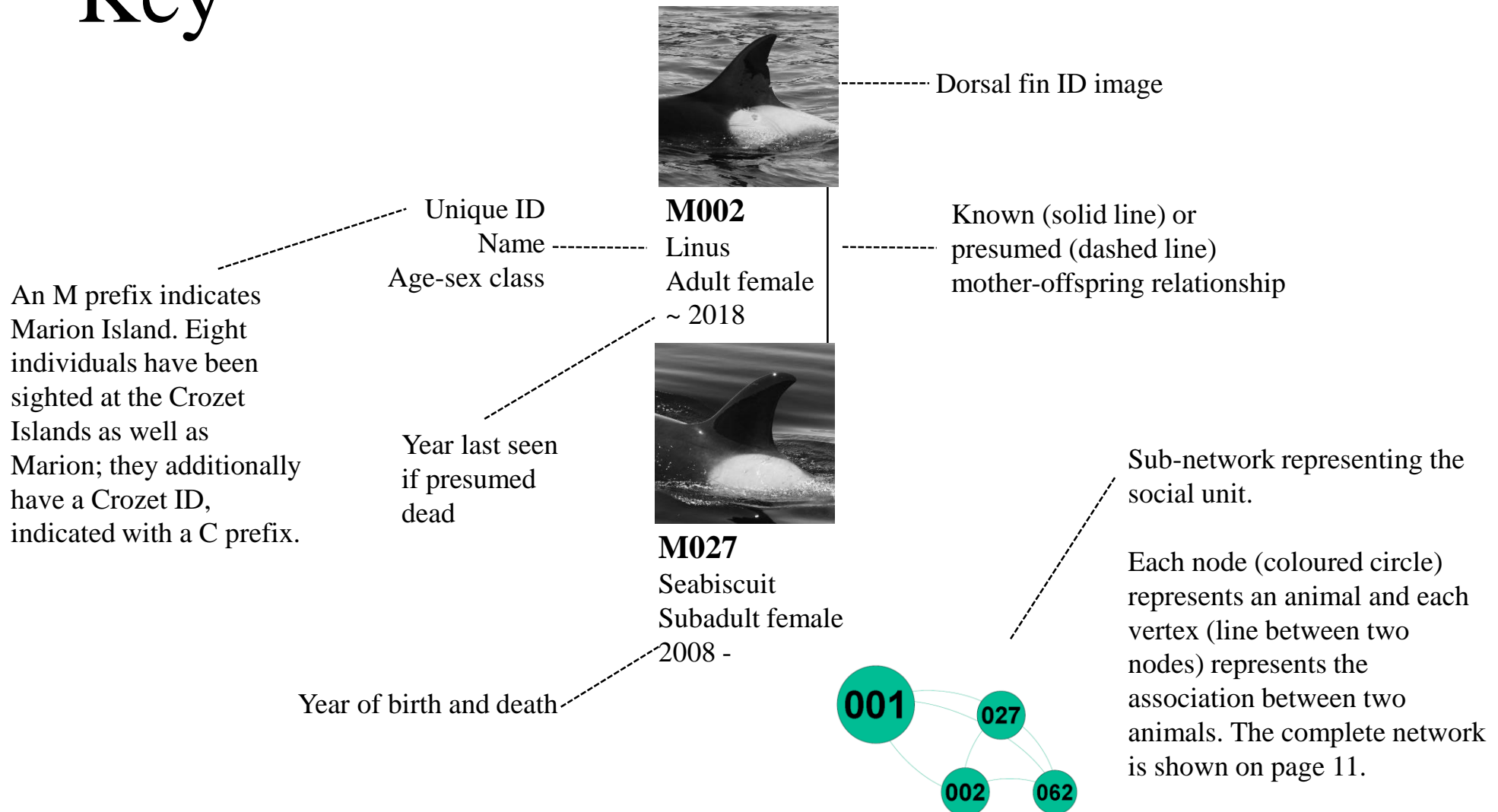


Association network

Each node (coloured circle) represents an animal and each vertex (line between two nodes) represents the association between two animals. The larger the node, the more social the individual. Individuals are divided into social units (different colours) using a community detection algorithm.



Key



Bibliography

- Condry PR, van Aarde RJ, Bester MN (1978) The seasonal occurrence and behaviour of Killer whales *Orcinus orca*, at Marion Island. *Journal of Zoology* 184: 449-464.
- de Bruyn PJN, Tosh CA, Terauds A (2013) Killer whale ecotypes: is there a global model? *Biological Reviews* 88: 62-80.
- Keith M, Bester MN, Bartlett PA, Baker D (2001) Killer whales (*Orcinus orca*) at Marion Island, Southern Ocean. *African Zoology* 36: 163-175.
- Moura AE, Kenny JG, Chaudhuri RR, Hughes MA, Welch AJ, Reisinger RR, de Bruyn PJN, Dahlheim ME, Hall N, Hoelzel AR (2014) Population genomics of the killer whale indicates ecotype evolution in sympatry involving both selection and drift. *Molecular Ecology* 23: 5179-5192
- Moura AE, Kenny JG, Chaudhuri RR, Hughes MA, Reisinger RR, de Bruyn PJN, Dahlheim ME, Hall N, Hoelzel AR (2015) Phylogenomics of the killer whale indicates ecotype divergence in sympatry. *Heredity* 114: 48-55

- Pistorius PA, Taylor FE, Louw C, Hanise B, Bester MN, de Wet C, et al. (2002) Distribution, movement, and estimated population size of killer whales at Marion Island, December 2000. *South African Journal of Wildlife Research* 32: 86-92.
- Pistorius PA, Meÿer MA, Reisinger RR, Kirkman SP (2012) Killer whale predation on subantarctic fur seals at Prince Edward Island, Southern Indian Ocean. *Polar Biology* 35: 1767-1772.
- Reisinger RR, de Bruyn PJN, Bester MN (2011) Predatory impact of killer whales on pinniped and penguin populations at the Subantarctic Prince Edward Islands: fact and fiction. *Journal of Zoology* 285: 1-10.
- Reisinger RR, de Bruyn PJN, Bester MN (2011) Abundance estimates of killer whales at subantarctic Marion Island. *Aquatic Biology* 12(2), 177-185.
- Reisinger RR, de Bruyn PJN, Tosh CA, Oosthuizen WC, Mufanadzo NT, Bester MN (2011) Prey and seasonal abundance of killer whales at sub-Antarctic Marion Island. *African Journal of Marine Science* 33: 99-105.
- Reisinger RR, Oosthuizen WC, Péron G, Cory Toussaint D, Andrews RD, de Bruyn PJN (2014) Satellite tagging and biopsy sampling of killer whales at Subantarctic Marion Island: effectiveness, immediate reactions and long-term responses. *PLOS One* 9:e111835

- Reisinger RR, Keith M, Andrews RD, de Bruyn PJN (2015) Movement and diving of killer whales (*Orcinus orca*) at a Southern Ocean archipelago. *Journal of Experimental Marine Biology and Ecology* 473: 90-102.
- Reisinger RR, Gröcke DR, Lübcker N, McClymont EL, Hoelzel AR, de Bruyn PJN (2016) Variation in the diet of killer whales *Orcinus orca* at Marion Island, Southern Ocean. *Marine Ecology Progress Series* 549: 263-274.
- Reisinger RR, Beukes (née Janse van Rensburg) C, Hoelzel AR, de Bruyn PJN (2017) Kinship and association in a highly social apex predator population, killer whales at Marion Island. *Behavioral Ecology* 28(3): 750-759.
- Reisinger RR, Raymond B, Hindell MA, Bester MN, Crawford RJM, Davies D, de Bruyn PJN, Dilley BJ, Kirkman SP, Makhado AB, Ryan PG, Schoombie S, Stevens K, Sumner MD, Tosh CA, Wege M, Whitehead TO, Wotherspoon S, Pistorius PA (2018) Habitat modelling of tracking data from multiple marine predators identifies important areas in the Southern Indian Ocean Diversity and Distributions 24(4): 535-550.
- Tosh CA, de Bruyn PJN, Bester MN (2008) Preliminary analysis of the social structure of killer whales, *Orcinus orca*, at subantarctic Marion Island. *Marine Mammal Science* 24: 929-940.

A high-action photograph of a killer whale breaching the ocean surface. The whale's dark, sleek body is partially visible above the water, with a prominent white patch on its back. The surrounding water is a deep, turbulent blue, with white foam and spray from the breach. The text 'Part 1' is overlaid in the top left corner.

Part 1

Frequently observed individuals



M001
Halfmoon
Adult male



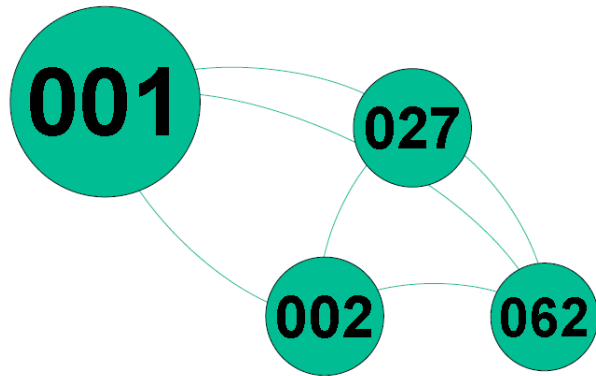
M002
Linus
Adult female
~ 2018



M062
Ella
Juvenile
2014 -



M027
Seabiscuit
Subadult female
2008 -





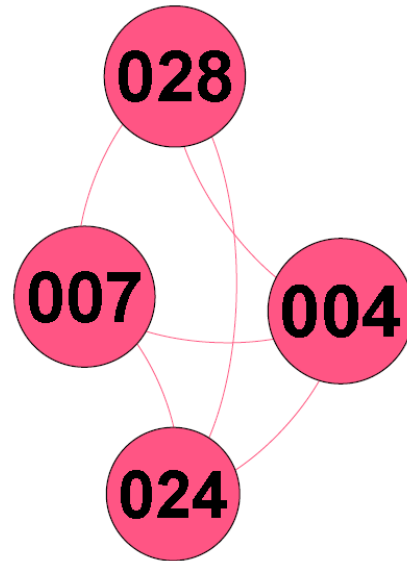
M028
Ink
Adult female
~ 2016



M007
Max
Adult male



M004
Dot
Adult female



M024
David
Juvenile
2008 - 2012



M012
Valentine
Adult female




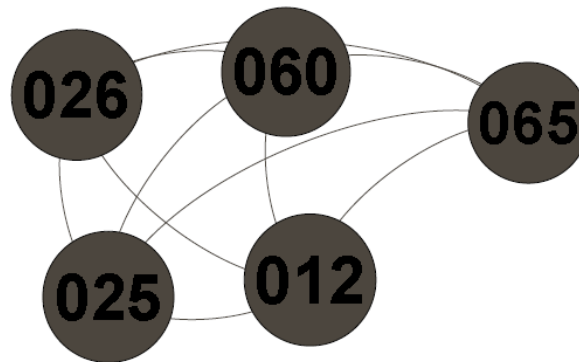
M025
Agent 25
Subadult



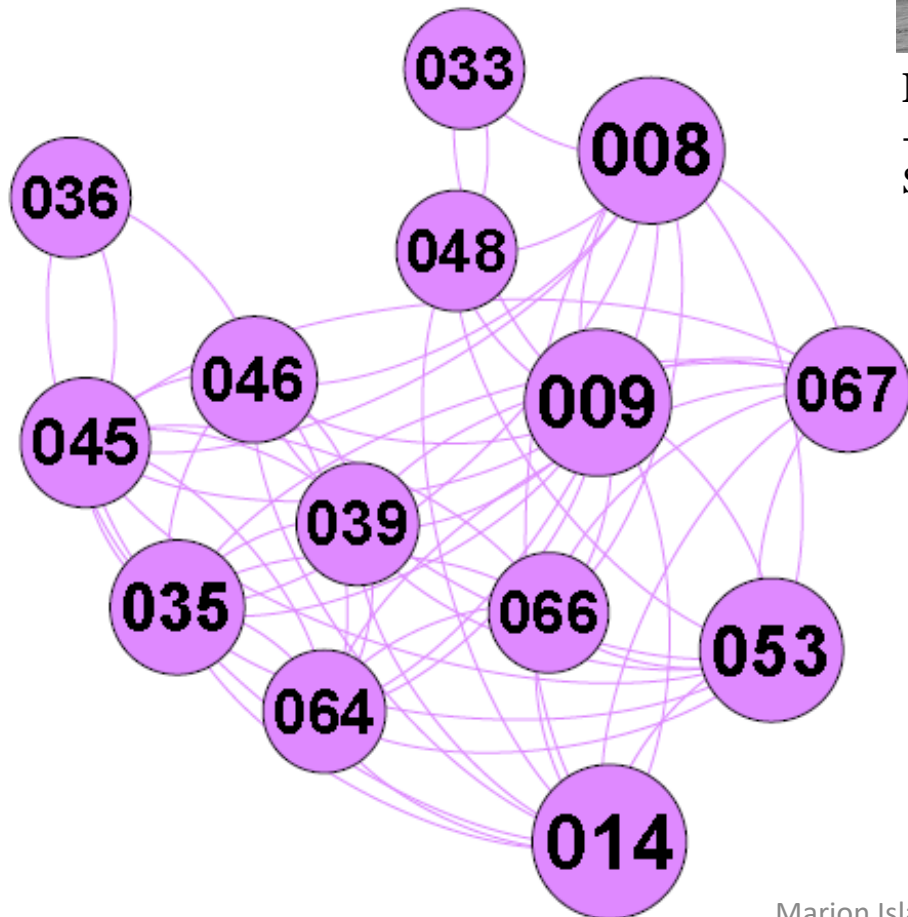
M026
O'Neill
Adult female




M060
Griffin
Juvenile
2013 -



M065
Peanut
Calf
2015 - 2016



M053
-
Subadult



M014
Scratches
Adult female



M066
Ringo
Calf
2017 -



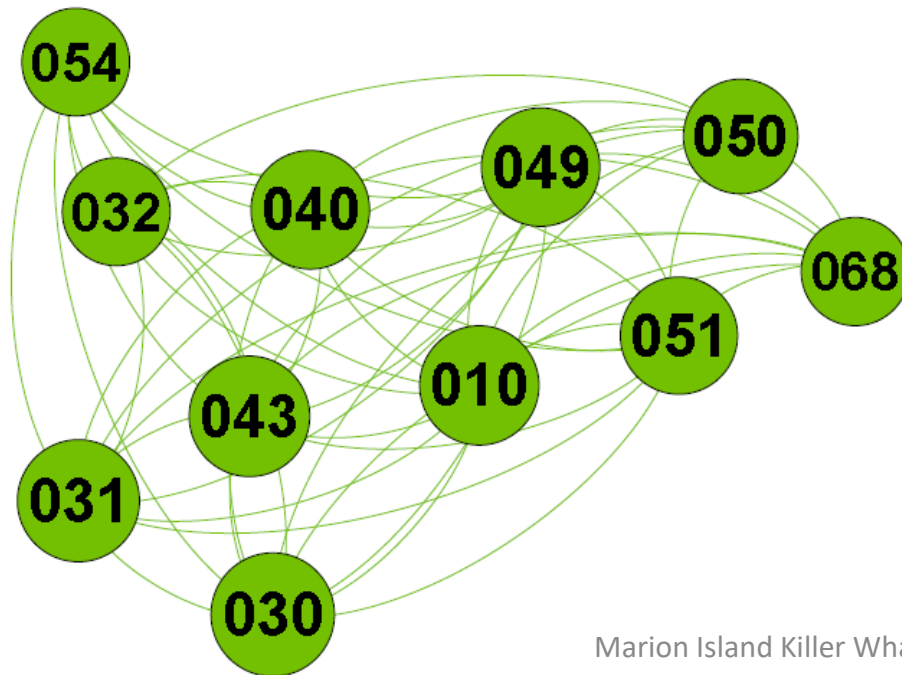
M040
Bullseye
Subadult



M030
Top Notch
Adult male



M031
Bent
Adult female



M043
BJ
Subadult



M010
Bruce
Adult male



M049
Angle Fin
Adult female



M032
-
Adult female
~ 2009



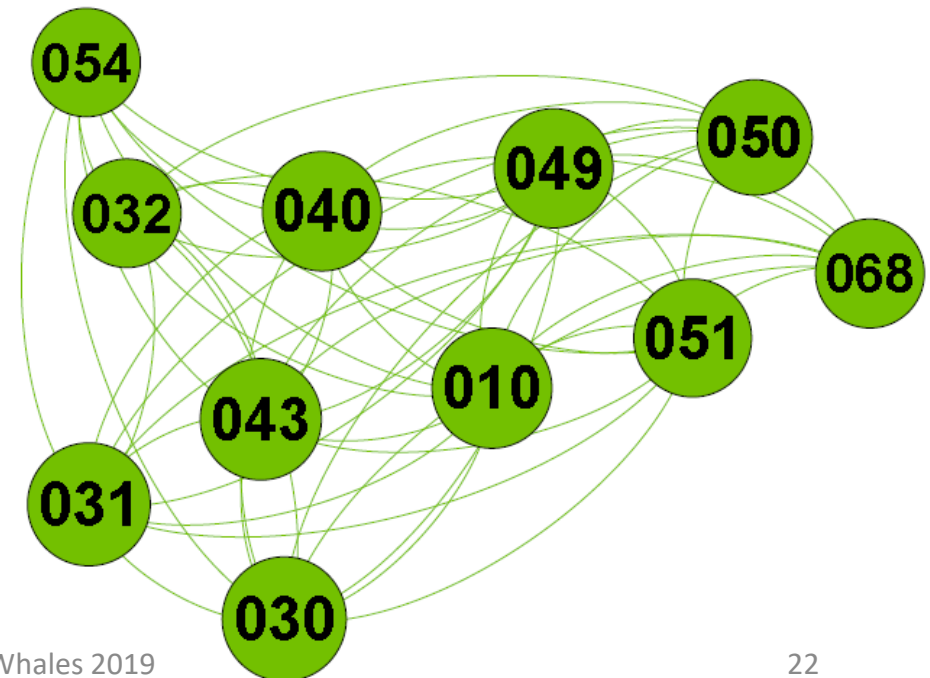
M054
-
Subadult
~ 2009



M050
Dent
Adult female

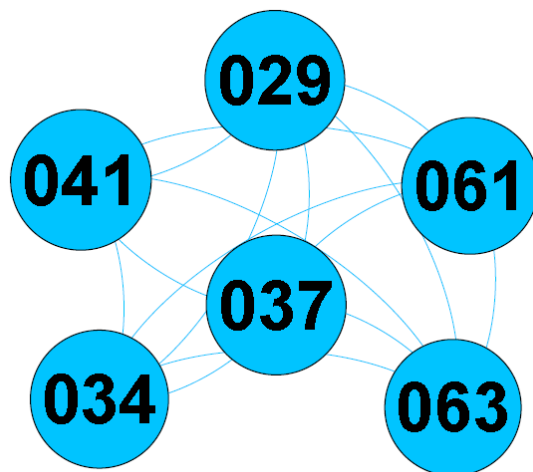


M051
-
Adult





M037
Titus
Adult female



M029
Ebony
Adult female



M063
Jaws
Juvenile
2014 -



M041
Magnum
Subadult



M034
Ivory
Subadult
2008 -



M061
Panda
Juvenile Male
2014 -



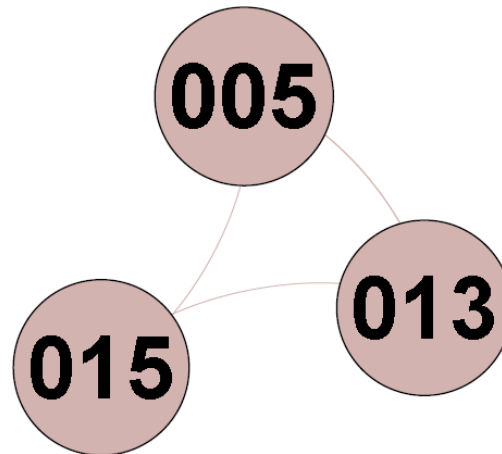
M005
Atlas
Adult male



M013
Blade
Adult female

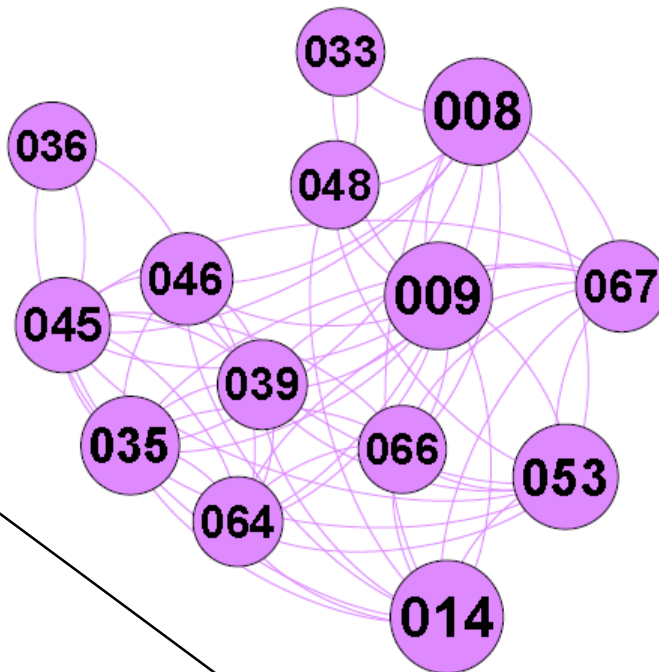


M015
Clymene
Adult female
~ 2015





M035
Supernova
Adult female



M045
Sirius
Adult female



M039
Nova
Juvenile



M064
Shaula
Juvenile
2014 -



M046
Jackson
Subadult

Part 2

Marion Island/Crozet Islands



M033/C160

Phoenix

Adult female

~ 2013



M048

Jasper

Juvenile

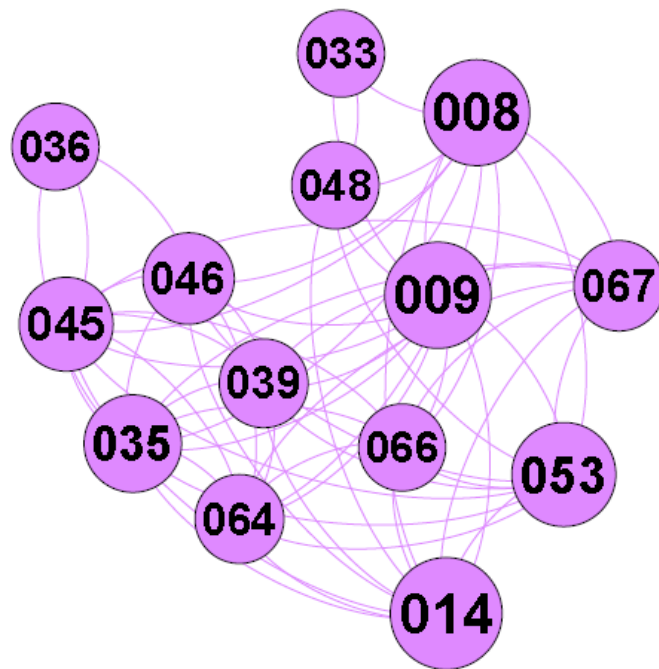
2012 - 2015



M008/C134

Poseidon

Adult male



M009/C159

Razor

Adult female



M067

Nimrod

Calf

2017 -




M018/C119

Aishah
Adult female



M016/C025

Hercules
Adult male



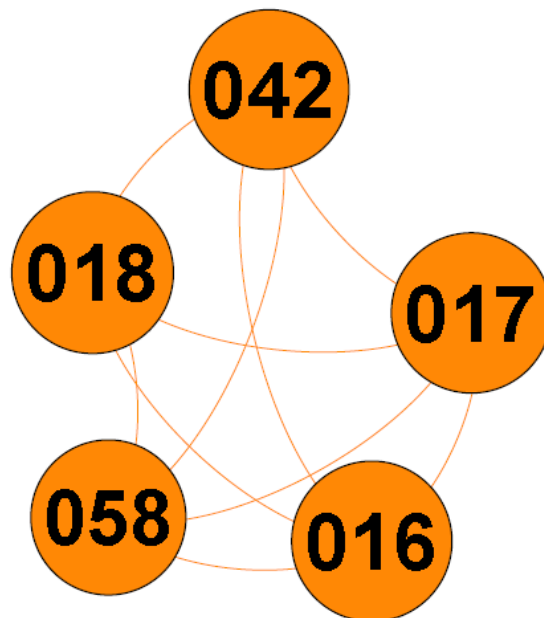
M017/C127

Xena
Adult female



M042/C188

Shahkhan
Juvenile
2009 -



M058

-
Calf
2013 - 2015

Part 3

Infrequently observed individuals





M003

-
-
~ 2007



M006

Harriet
Adult female
~ 2006



M011

Michael
Adult male
~ 2006



M019

-
Adult male
~ 2006



M020

-
Adult female
~ 2007



M021

-
Subadult
~ 2007



M023/C012

-
Adult female
~ 2012



M036

Rake
Adult male
~ 2016



M022

-

Adult female
~ 2008



M055

-

Adult female
~ 2010



M047

-

Adult female
~ 2011



M057

-

Adult male
~ 2008



M038

-

Subadult
2008 –
~ 2008



M056

-

Subadult
~ 2010



M059

-

Adult male
~ 2012

Part 4

New individuals





M068

-

Juvenile

Seen with:

M049 et al in 2013

M017 in 2014

M049 et al in 2017 & 2018



M069

-

Adult male

Seen with M016 in 2014

Index of individuals

<u>ID</u>	<u>Class</u>	<u>Name</u>	<u>Page</u>	<u>ID</u>	<u>Class</u>	<u>Name</u>	<u>Page</u>
M001	AM	Halfmoon	16	M019	AM	-	29
M002	AF	Linus	16	M020	AF	-	29
M003	-	-	29	M021	SA	-	29
M004	AF	Dot	17	M022	AF	-	30
M005	AM	Atlas	23	M023	AF	-	29
M006	AF	Harriet	29	M024	J	David	17
M007	AM	Max	17	M025	SA	Agent 25	18
M008	AM	Poseidon	26	M026	AF	O'Neill	18
M009	AF	Razor	26	M027	SA	Seabiscuit	16
M010	AM	Bruce	21	M028	AF	Ink	17
M011	AM	Michael	29	M029	AF	Ebony	29
M012	AF	Valentine	18	M030	AM	Top Notch	20
M013	AF	Blade	23	M031	AF	Bent	20
M014	AF	Scratches	19	M032	AF	-	21
M015	AF	Clymene	23	M033	AF	Phoenix	26
M016	AM	Hercules	27	M034	SA	Ivory	22
M017	AF	Xena	27	M035	AF	Supernova	24
M018	AF	Aisha	27	M036	AM	Rake	29

Index of individuals continued

<u>ID</u>	<u>Class</u>	<u>Name</u>	<u>Page</u>	<u>ID</u>	<u>Class</u>	<u>Name</u>	<u>Page</u>
M037	AF	Titus	22	M057	AM	-	30
M038	SA	-	30	M058	J	-	27
M039	SA	Nova	24	M059	AF	Delta	30
M040	SA	Bullseye	20	M060	J	Griffin	18
M041	SA	Magnum	22	M061	J	Panda	22
M042	J	Shahkhan	27	M062	J	Ella	16
M043	SA	BJ	20	M063	J	Jaws	22
M045	AF	Sirius	24	M064	J	Shaula	24
M046	SA	Jackson	24	M065	C	Peanut	18
M047	AF	-	30	M066	C	Ringo	19
M048	SA	Jasper	26	M067	C	Nimrod	67
M049	AF	Angle Fin	21	M068	J	-	32
M050	AF	Dent	21	M069	AM	-	32
M051	SA	-	21				
M053	SA	-	19				
M054	SA	-	21				
M055	AF	-	30				
M056	SA	-	30				