

VISUALISING INSTITUTIONAL COLLABORATION USING ORCID DATA AND RESEARCH GRAPH

Amir Aryani

amir.aryani@reserchgraph.org

<https://orcid.org/0000-0002-4259-9774>

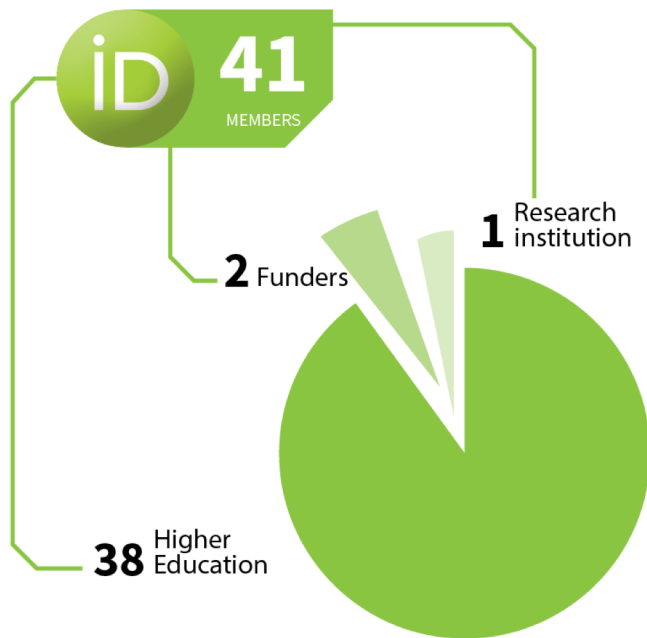
Melroy Almeida

melroy.almeida@aaf.edu.au

<https://orcid.org/0000-0003-3522-7849>



ORCID in Australia



122 000+
AUSTRALIAN RESEARCHERS
REGISTERED WITH AN
ORCID ID

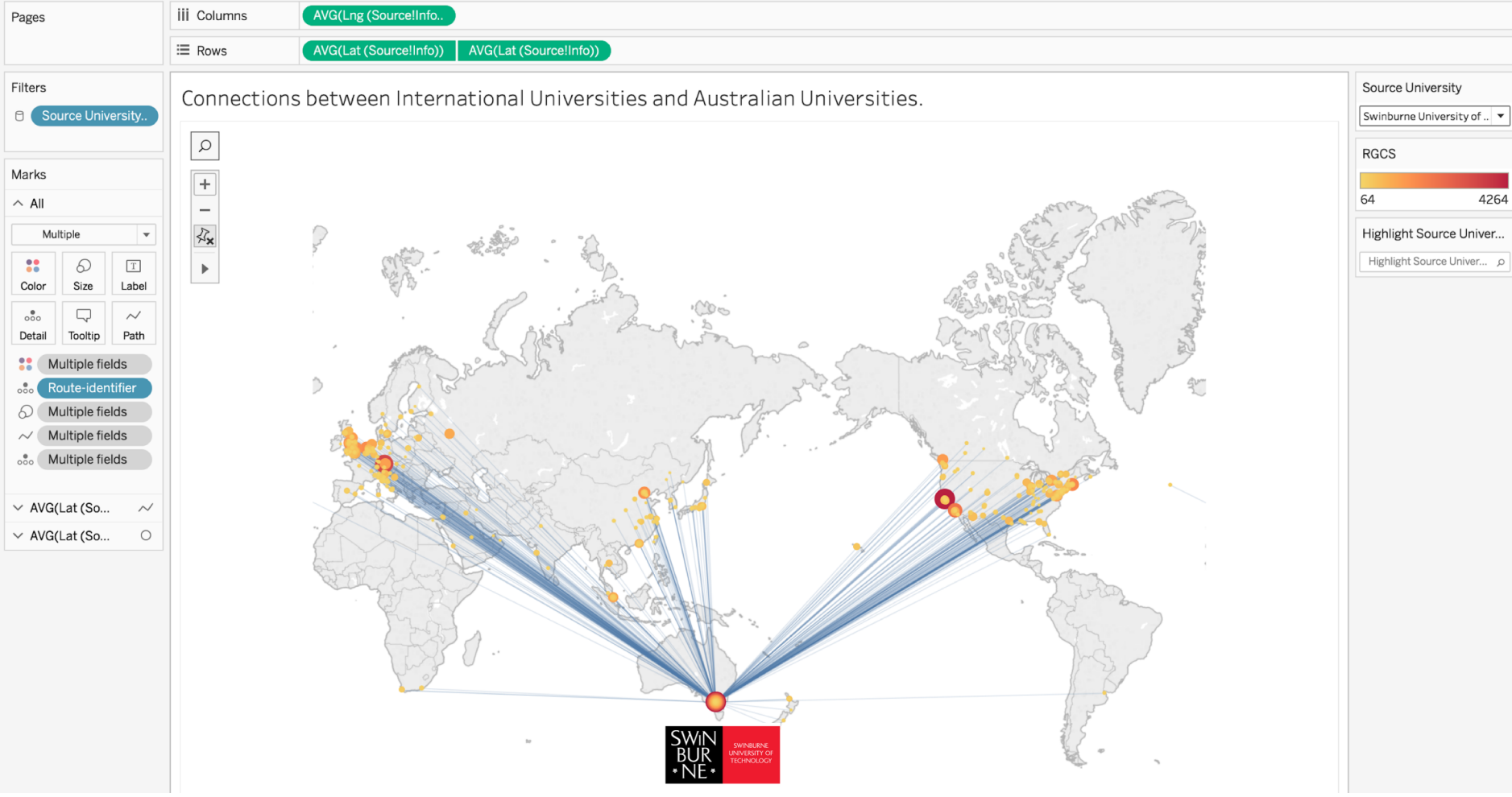


37 integrations

15
Custom
22
Vendor

78%

Members have done an
integration



WHY?

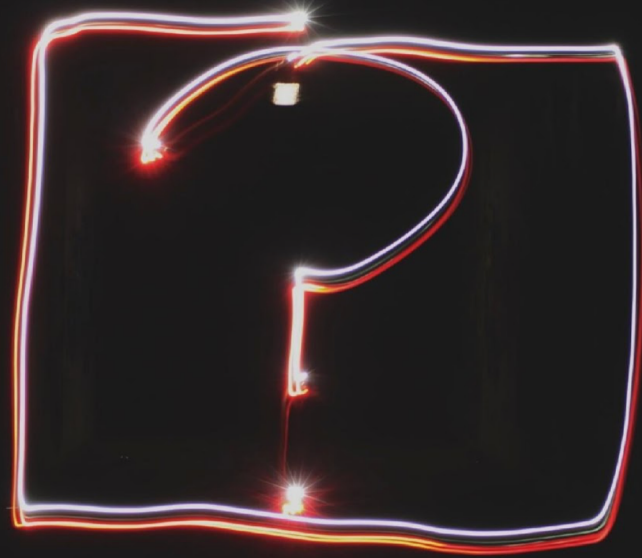
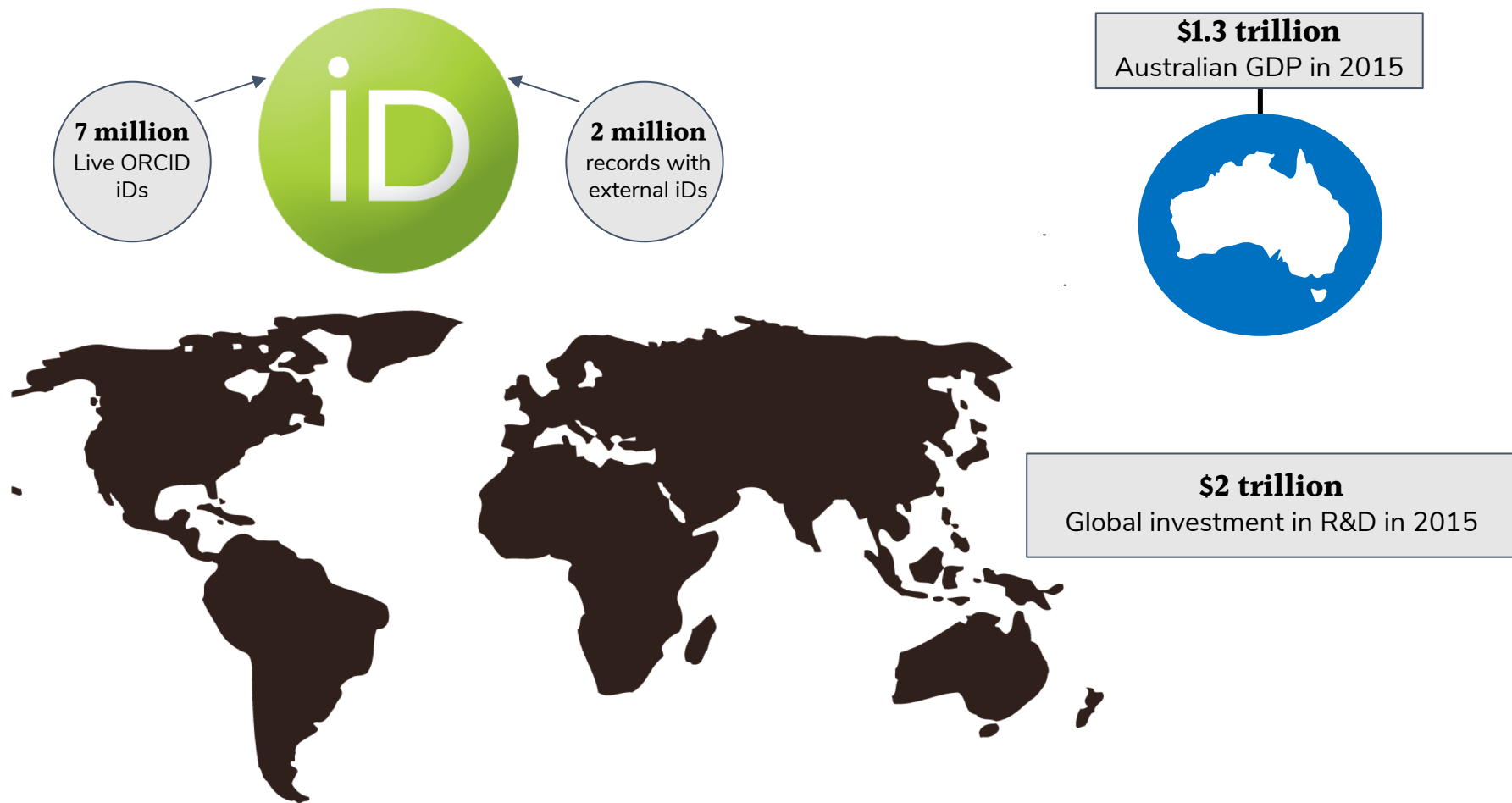


Photo by [Emily Morter](#) on [Unsplash](#)





So What?

Photo by [Serak Stone](#) on [Unsplash](#)

More information available, than is recorded



Photo by [Alec Cooks](#) on [Unsplash](#)

ORCID Collaboration Network

SIRI Members



Jane Farmer

Foundation Director of the Social Innovation
Research Institute



Dean Lusher

Program Leader, Social infrastructure of
innovation



Carolynne White

Program Leader, Social and Public Values



Anthony McCosker

Deputy Director and Program Leader, Digital
participation and inclusion



Amir Aryani

Head, Social Data Analytics Lab

Top overall collaborators



93



76



9



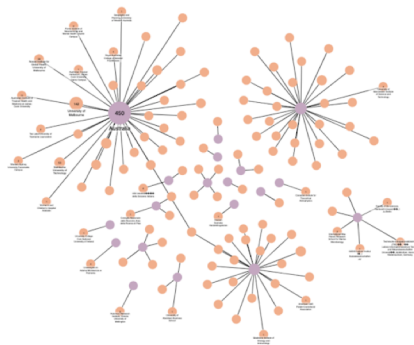
6



6



Countries and Universities



Collaborator universities	Count
Abdelhamid Mahri University	1
Alfred Hospital	1
American Cleft Palate-Craniofacial Association	1
Argonne National Laboratory- West	1
Arts & Humanities Data Service	1
Austin Health	6
Australian Institute of Company Directors	4
Australian Institute of Tropical Health and Medicine at James Cook University	11
Australian National Data Service	2
Australian Tropical Herbarium, James Cook University Cairns Campus	1
Avantica	1
Barwon Health	2
Total	671

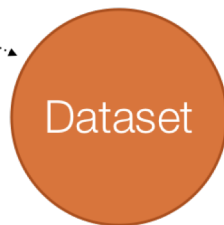
Collaboration Network



Augmenting Scholarly Graphs

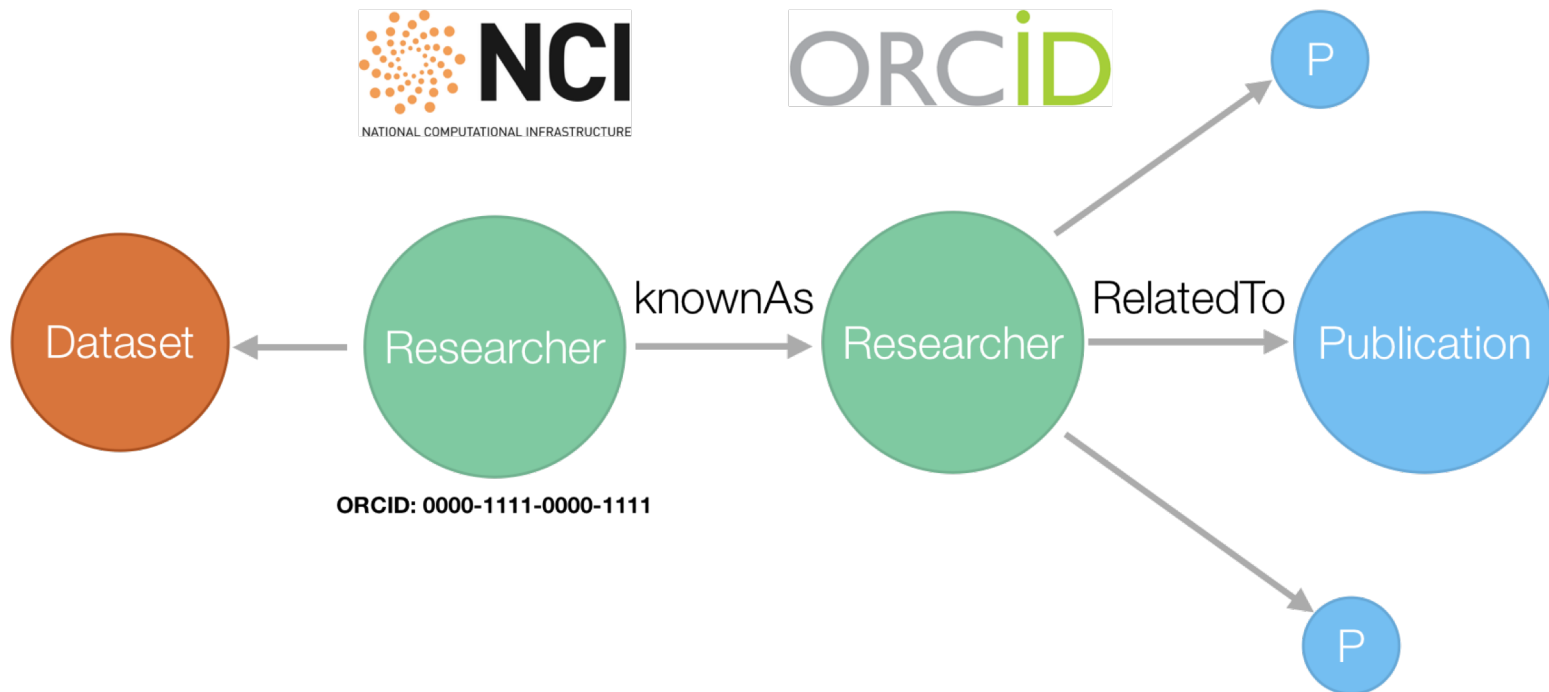


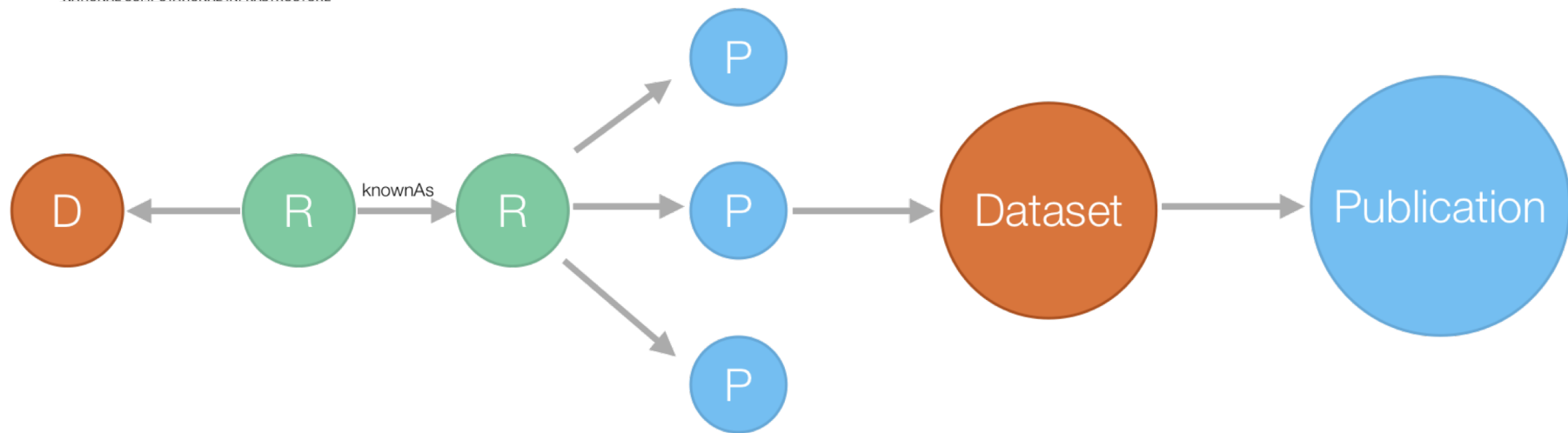
NATIONAL COMPUTATIONAL INFRASTRUCTURE



RelatedTo







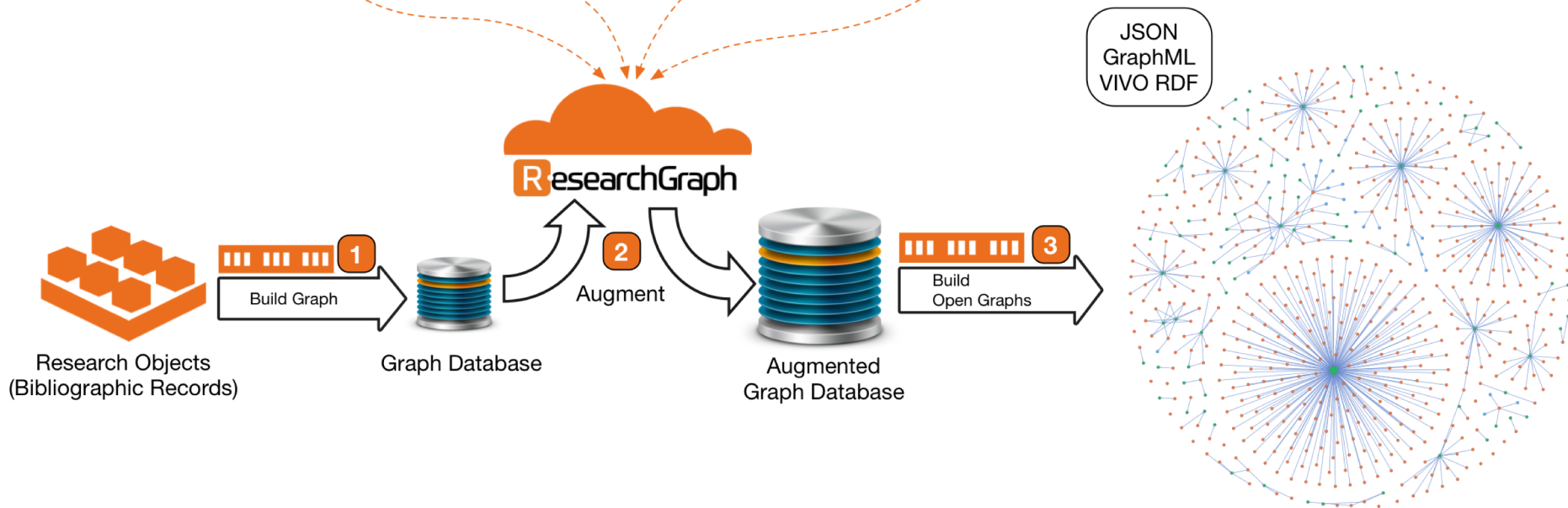


Neo4j Graph Database



Augmented Neo4j Graph Database





Systems

- ☐ Most of our RO systems aim to capture information about the activity or after the activity (finances, milestones, impact)
- ☐ What about systems which identify potential partners?



- ☐ What would be helpful?
- ☐ Financial information – trends, profitability, tax paid
- ☐ Past support for R&D
- ☐ Ability to easily match company activity with researcher capability
- ☐ Geographic/demographic information



Danny Kingsley

@dannykay68

RELIANCE on researchers' personal contacts to engage with industry or expect industry to come to us, says Mark Hochman at #ARMS2019 but how easy is that to do in practice?

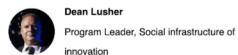
12:38 PM · Sep 19, 2019 · [Twitter Web App](#)



Live Demo



SIRI Members




Top overall collaborators



ORCID Collaboration Network

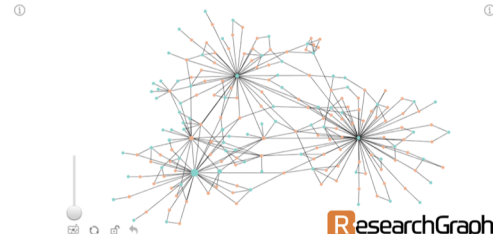


Countries and Universities



Collaborator universities	Count
Abdelhamid Mahri University	1
Alfred Hospital	1
American Cleft Palate-Craniofacial Association	1
Argonne National Laboratory- West	1
Arts & Humanities Data Service	1
Austin Health	6
Australian Institute of Company Directors	4
Australian Institute of Tropical Health and Medicine at James Cook University	11
Australian National Data Service	2
Australian Tropical Herbarium, James Cook University Cairns Campus	1
Avantica	1
Barwon Health	2
Total	671

Collaboration Network



ResearchGraph

Artem Sapegin Unsplash

INTERESTED?

Email:

Melroy.Almeida@aaf.edu.au



Photo by [Artem Sasegin](#) on [Unsplash](#)

QUESTIONS?

Email:

Melroy.Almeida@aaf.edu.au



Photo by [Camylla Battani](#) on [Unsplash](#)