

Supporting information

Cobalt-Catalyzed *Ortho*-C(sp²)-H Amidation of Benzaldehydes with Dioxazolones Using Transient Directing Groups

Jie Huang,[†] Jun Ding,[‡] Tong-Mei Ding,[‡] Shuyi Zhang,[†] Yaqiu Wang,[†] Feng Sha,[†] Shu-Yu Zhang,[‡] Xin-Yan Wu,^{†*} Qiong Li^{†*}

[†]School of Chemistry and Molecular Engineering, East China University of Science and Technology, Shanghai, 200237, China

[‡]Shanghai Key Laboratory for Molecular Engineering of Chiral Drugs & School of Chemistry and Chemical Engineering, Shanghai Jiao Tong University, Shanghai, 200240, China

E-mail: xinyanwu@ecust.edu.cn

E-mail: qull6@ecust.edu.cn

1. General information	1
2. General procedure for the preparation of dioxazolones	1
3. General procedure for the preparation of catalyst	2
4. Evaluation of Aniline Promoters for <i>ortho</i> -C-H Amidation	2
5. Optimization of the Co-catalyzed <i>ortho</i> -amidation of benzaldehyde	3
6. General procedure for the Co-catalyzed <i>ortho</i> -amidation reactions	4
7. Preliminary mechanistic experiments	4
8. Synthetic utilities of the C–H amidation method	6
9. X-ray single crystal structures of product 35	7
10. Characterization data for the products	8
11. References	21
12. ¹ H NMR and ¹³ C NMR Spectra of the products	22

1. General information

Solvents: Toluene was distilled and other solvents used in this manuscript were purchased in anhydrous form.

Reagents: All commercial materials, purchased from Aldrich, Adamas, Alfa Aesar, Energy, TCI and Acros, were used as received unless otherwise noted. The starting material of benzaldehyde [D₅]-**42**^[1] was prepared according to reported methods.

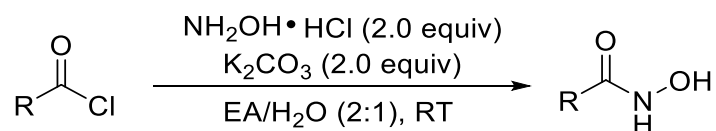
Reactions: All reactions were performed in oven-dried glassware under an atmosphere of argon unless otherwise noted.

Chromatography: Thin layer chromatography (TLC) was carried out on silica gel 60 F254 pre-coated glass plates. Visualization was detected by irradiation with UV light (254 nm), or by treatment with a solution of phosphomolybdic acid in ethanol followed by heating. Flash chromatography was carried out on 200-300 mesh silica gel, eluting with a mixture of petroleum ether (b.p. 60 -90 °C) and ethyl acetate.

NMR Spectroscopy: ¹H NMR and ¹³C NMR spectra were recorded on a Bruker AVANCE III HD 500 spectrometer, operating at 400 MHz and 100 MHz respectively. Chemical shifts (δ) were given in parts per million (ppm), and referenced relative to residual solvent CHCl₃ (7.26 ppm) in CDCl₃, or tetramethylsilane (0.00 ppm) as an internal standard for ¹H NMR spectra and deuterated solvent CDCl₃ (77.16 ppm) for ¹³C NMR spectra. Coupling constants (J) were reported in hertz (Hz). The following abbreviations are used to indicate the multiplicity of the signals: s = singlet, d = doublet, t = triplet, m = multiplet, and associated combinations, e.g. dd = doublet of doublets.

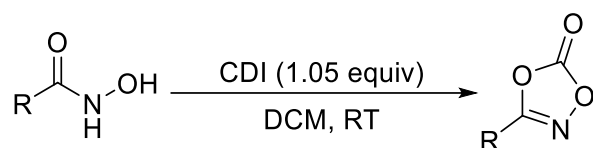
Mass Spectrometry: High resolution mass spectra (HRMS) were obtained on a Bruker Daltonics Solarix 7.0 Tesla Fourier Transform Ion Cyclotron Resonance (FT-ICR) Mass Spectrometer using the electrospray ionization (ESI) technique.

2. General procedure for the preparation of dioxazolones



Following a modified procedure^[2], hydroxylamine hydrochloride (20.0 mmol, 2.0 equiv) ethyl acetate (60 mL), H₂O (40 mL) and K₂CO₃ (20.0 mmol, 2.0 equiv) were added to a 250 mL flask at 0 °C. Then acyl chloride (10.0 mmol, 1.0 equiv) dissolved in 20 mL ethyl acetate was added to the resulting mixture dropwise. The solution was warmed up to room temperature and stirred overnight. After that, the reaction mixture was extracted with ethyl acetate, washed with water and brine and dried over anhydrous Na₂SO₄. The solvent was evaporated under the reduced pressure to afford the desired

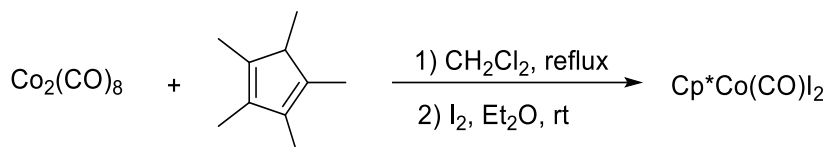
product(s) for the next step without further purification.



Following a modified procedure^[3], to a stirred solution of hydroxamic acid (8 mmol, 1.0 equiv) in freshly distilled dichloromethane (60 mL) in a 250 mL flask was added 1,1'-carbonyldiimidazole (8.4 mmol, 1.05 equiv) in one portion at room temperature. After stirring for 20-30 min, the reaction mixture was quenched with 1 N aqueous solution of HCl (50 mL) and extracted with dichloromethane. The combined organic layers was washed with water and brine, dried over anhydrous Na₂SO₄, and then concentrated in vacuo. The resulting residue was further purified by recrystallization with ethyl acetate and hexane to give the desired 3-substituted-1,4,2-dioxazol-5-ones.

3. General procedure for the preparation of catalyst

3.1 Preparation of [Cp*Co(CO)I₂] catalyst^[4]

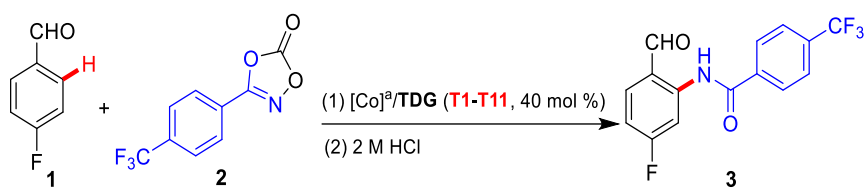


To a well-dried 2-necked 500-mL flask were successively added Co₂(CO)₈ (5.0 g, 14.6 mmol), degassed CH₂Cl₂ (100 mL) and pentamethylcyclopentadiene (5.55 mL, 35.4 mmol). The mixture was refluxed under argon stream for 6 h and then cooled to room temperature. The solvent was removed in vacuo. The residue was dissolved in degassed Et₂O (50 mL) and then iodine (9.0 g, 35.5 mmol) in degassed Et₂O (50 mL) was added dropwisely at room temperature with stirring. [Caution: During the addition, the mixture was refluxed due to the exothermic reaction and CO gas evolution was observed.] After the mixture was stirred at room temperature for 1 h, the solvent was evaporated. Resulting residue was purified by silica gel column chromatography (hexane then CH₂Cl₂/hexane=4/1) to afford deep purple crystalline solid.

3.2 Preparation of [Cp*Co(CH₃CN)₃][SbF₆]₂ catalyst^[5]

To a suspension of [Cp*Co(CO)I₂] (220 mg, 0.46 mmol) in dried CH₃CN (3.6 mL), a solution of AgSbF₆ (600 mg, 1.75 mmol) in dried CH₃CN (4.6 mL) was added within 2 min. Then a solid precipitated immediately. The reaction was stirred at rt for another 3 h. Then the solid was filtered through celite and washed with CH₃CN (20 mL x 3). The filtrate was evaporated in vacuo to 15 mL, Et₂O (50 mL) was added dropwise and a purple solid precipitated. The purple solid was collected by filtration, washed with Et₂O (50 mL), dried in vacuo to afford [Cp*Co(CH₃CN)₃][SbF₆]₂ (*Cat. A*).

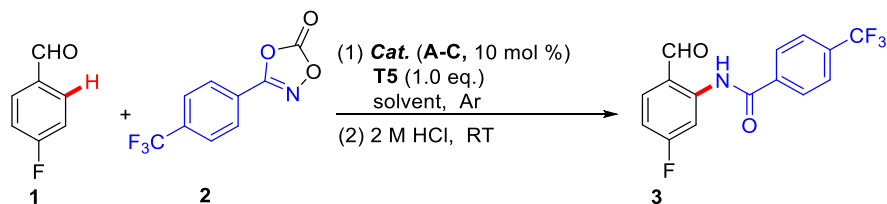
4. Evaluation of Aniline Promoters for *ortho*-C-H Amidation^a



NONE				
<5%	T1, 22%	T2, 20%	T3, 26%	T4, 16%
T5, 44%	T6, 38%	T7, 17%	T8, <5%	T9, <5%
T10, 28%	T11, 19%	T5, 56%^b	T5, 65%^c	T5, 73%^d

^aReaction conditions: **1** (0.2 mmol), **2** (0.4 mmol), **Cat.A** [Cp*Co(CH₃CN)₃][SbF₆]₂ (10 mol%), TDG (0.4 equiv.) in DCE (1 mL) at 120 °C under Ar for 12 h. Isolated yield. ^b0.6 eq. *p*-chloroaniline. ^c0.8 eq. *p*-chloroaniline. ^d1.0 eq. *p*-chloroaniline.

5. Optimization of the Co-catalyzed *ortho*-amidation of benzaldehyde^a



entry	cat.	solvent	T (°C)	t (h)	yield (%) ^b
1	CoCl ₂ (Cat.B)	DCE	120	12	ND
2	Co(acac) ₂ (Cat.C)	DCE	120	12	ND
3	Cat.A	DCE	120	12	73
4	Cat.A	MeCN	120	12	<5
5	Cat.A	dioxane	120	12	<5
6	Cat.A	MTBE	120	12	<5

7	Cat.A	toluene	120	12	<5
8	Cat.A	THF	120	12	<5
9	Cat.A	PhCl	120	12	<5
10	Cat.A	DCE	120	6	84
11	Cat.A	DCE	110	6	56

^aReaction conditions: All the reactions were run on a 0.2 mmol scale at 0.2 M concentration.

^bIsolated yield.

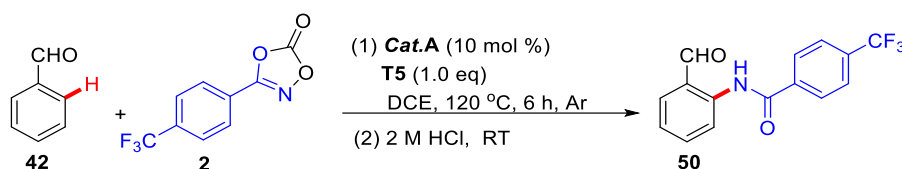
6. General procedure for the Co-catalyzed *ortho*-amidation reactions

A mixture of benzaldehyde substrate (0.2 mmol, 1.0 equiv), dioxazolones (0.4 mmol, 2.0 equiv), Cp*Co(CH₃CN)₃[SbF₆]₂ (0.02 mmol, 10 mol %) and arylamine (0.2 mmol, 1.0 equiv) in 1 mL DCE in a 10 mL glass vial was purged with Ar and sealed with PTFE cap. After heated at 120 °C for 6 h and cooled to room temperature, the solution was removed to a 50 mL flask with 5 mL of THF, 5 mL of hydrochloric acid (2 M) was added, the mixture was stirred at rt for 3 h, extracted with DCM (3 x 15 mL). The combined organic phase was dried over anhydrous Na₂SO₄, concentrated, and crude product was further purified by flash chromatography (petroleum ether/ethyl acetate = 50/1~30/1) on silica gel to give the product.

7. Preliminary mechanistic experiments

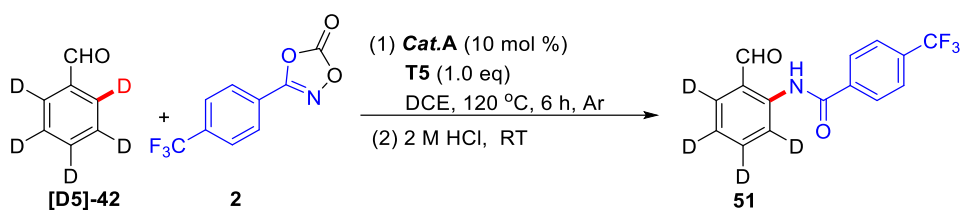
7.1 Parallel kinetic isotope effect

One mixture of benzaldehyde **42** (22 μL, 0.2 mmol, 1.0 equiv), dioxazolones **2** (92.5 mg, 0.4 mmol, 2.0 equiv), Cp*Co(CH₃CN)₃[SbF₆]₂ (16 mg, 0.02 mmol, 10 mol %) and *p*-Chloroaniline (25.6 mg, 0.2 mmol, 1.0 equiv) in 1 mL DCE in a 10 mL glass vial was purged with Ar and sealed with PTFE cap.



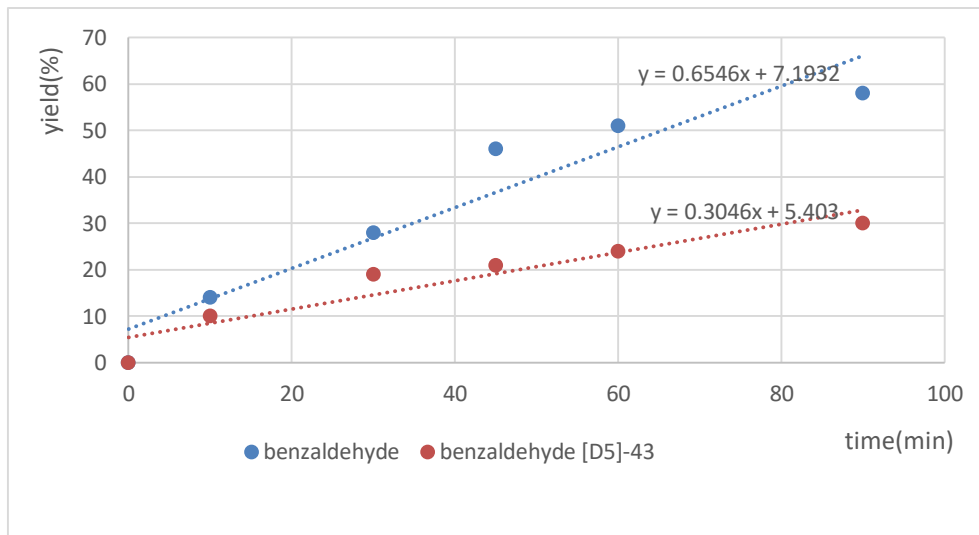
Entry	t (min)	Yield (%)
1	10	14
2	30	28
3	45	46
4	60	51
5	90	58

The other mixture of benzaldehyde [D₅]-**42** (22 μL, 0.2 mmol, 1.0 equiv), dioxazolones **2** (92.5 mg, 0.4 mmol, 2.0 equiv), Cp*Co(CH₃CN)₃[SbF₆]₂ (16 mg, 0.02 mmol, 10 mol %) and *p*-Chloroaniline (25.6 mg, 0.2 mmol, 1.0 equiv) in 1 mL DCE in a 10 mL glass vial was purged with Ar and sealed with PTFE cap.



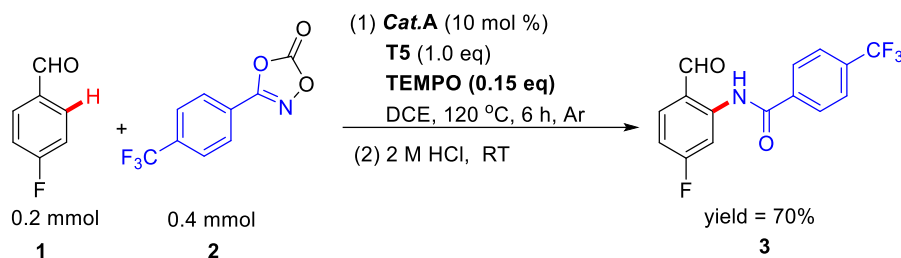
Entry	t (min)	Yield (%)
1	10	10
2	30	19
3	45	21
4	60	24
5	90	30

After heated at 120 °C and cooled to room temperature, the solution was removed to a 50 mL flask with 5 mL of THF, 5 mL of hydrochloric acid (2 M) was added, the mixture was stirred at rt for 3 h, extracted with DCM (3 x 15 mL). The combined organic phase was dried over anhydrous Na₂SO₄, concentrated, and crude product was further purified by flash chromatography (petroleum ether/ethyl acetate = 50/1) on silica gel to give the amidated product **50** and the amidated product **51**, respectively.



$$\text{KIE} = k_{\text{H}}/k_{\text{D}} \approx 2.15$$

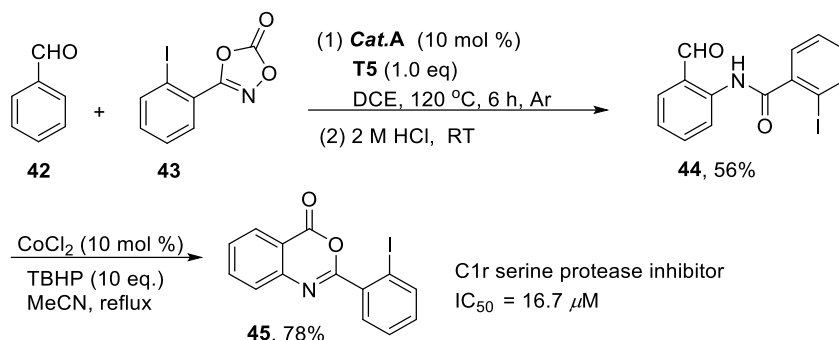
7.2 Radical capture experiment



A mixture of 4-fluorobenzaldehyde **1** (21.5 μ L, 0.2 mmol, 1.0 equiv), dioxazolone **2** (92.5 mg, 0.4 mmol, 2.0 equiv), $\text{Cp}^*\text{Co}(\text{CH}_3\text{CN})_3[\text{SbF}_6]_2$ (16 mg, 0.02 mmol, 10 mol %), *p*-chloroaniline (25.6 mg, 0.2 mmol, 1.0 equiv) and TEMPO (4.7 mg, 0.03 mmol, 0.15 equiv) in 1 mL DCE in a 10 mL glass vial was purged with Ar and sealed with PTFE cap. After heated at 120 °C for 6 h and cooled to room temperature, the solution was removed to a 50 mL flask with 5 mL of THF, 5 mL of hydrochloric acid (2 M) was added, the mixture was stirred at rt for 3 h, extracted with DCM (3 x 15 mL). The combined organic phase was dried over anhydrous Na_2SO_4 , concentrated, and crude product was further purified by flash chromatography (petroleum ether/ethyl acetate = 50/1) on silica gel to give the product **3** (43.5 mg) in 70 % yield.

8. Synthetic utilities of the C–H amidation method

8.1 Preparation of compound C1r serine protease inhibitor

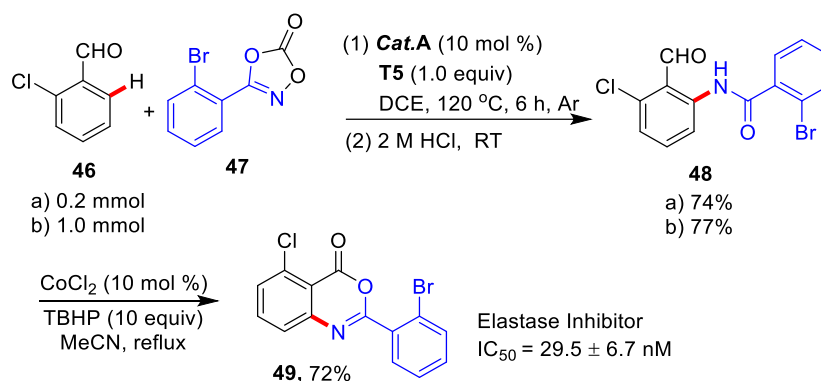


Compound **44**: A mixture of benzaldehyde **42** (22 μ L, 0.2 mmol, 1.0 equiv), dioxazolones **43** (115.7 mg, 0.4 mmol, 2.0 equiv), $\text{Cp}^*\text{Co}(\text{CH}_3\text{CN})_3[\text{SbF}_6]_2$ (16 mg, 0.02 mmol, 10 mol %) and *p*-chloroaniline (25.6 mg, 0.2 mmol, 1.0 equiv) in 1 mL DCE in a 10 mL glass vial was purged with Ar and sealed with PTFE cap. After heated at 120 °C for 6 h and cooled to room temperature, the solution was removed to a 50 mL flask with 5 mL of THF, 5 mL of hydrochloric acid (2 M) was added, the mixture was stirred at rt for 3 h, extracted with DCM (3 x 15 mL). The combined organic phase was dried over anhydrous Na_2SO_4 , concentrated, and crude product was further purified by flash chromatography (petroleum ether/ethyl acetate = 50/1) on silica gel to give the product **44** (39.3 mg) in 56 % yield.

Compound **45**: To a suspension of amide **44** (70.2 mg, 0.2 mmol, 1.0 equiv) and CoCl_2 (2.6 mg, 0.02 mmol, 10 mol %) in MeCN (1 mL) was added TBHP (180.2 mg, 2.0 mmol, 10.0 equiv) dropwise at room temperature over a period of 3 min. The reaction mixture was then heated at reflux for 8 h and monitored by TLC analysis. After completion of the reaction, the solvent was evaporated under reduced pressure, and the

reaction mixture was purified by flash column chromatography (petroleum ether/ethyl acetate = 20~10/1) to give the desired amide product **45** (54.4 mg) in 78 % yield^[6].

8.2 Preparation of compound Elastase Inhibitor

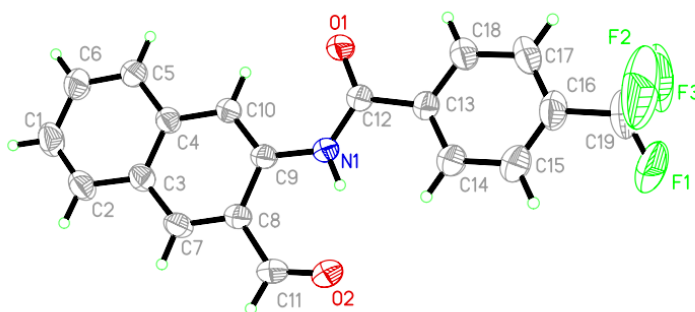


Compound 48: A mixture of 2-chlorobenzaldehyde **46** (22.6 μL , 0.2 mmol, 1.0 equiv), dioxazolones **47** (96.8 mg, 0.4 mmol, 2.0 equiv), $\text{Cp}^*\text{Co}(\text{CH}_3\text{CN})_3[\text{SbF}_6]_2$ (16 mg, 0.02 mmol, 10 mol %) and *p*-chloroaniline (25.6 mg, 0.2 mmol, 1.0 equiv) in 1 mL DCE in a 10 mL glass vial was purged with Ar and sealed with PTFE cap. After heated at 120 °C for 6 h and cooled to room temperature, the solution was removed to a 50 mL flask with 5 mL of THF, 5 mL of hydrochloric acid (2 M) was added, the mixture was stirred at rt for 3 h, extracted with DCM (3 x 15 mL). The combined organic phase was dried over anhydrous Na_2SO_4 , concentrated, and crude product was further purified by flash chromatography (petroleum ether/ethyl acetate = 30/1) on silica gel to give the product **48** (50.1 mg) in 74 % yield.

1 mmol scale experiment: A mixture of 2-chlorobenzaldehyde **46** (113 μL , 1.0 mmol, 1.0 equiv), dioxazolones **47** (484.0 mg, 2.0 mmol, 2.0 equiv), $\text{Cp}^*\text{Co}(\text{CH}_3\text{CN})_3[\text{SbF}_6]_2$ (80.0 mg, 0.1 mmol, 10 mol %) and *p*-chloroaniline (128.0 mg, 1.0 mmol, 1.0 equiv) in 5 mL DCE in a 35 mL tube sealing was purged with Ar and sealed with PTFE cap. After heated at 120 °C for 6 h and cooled to room temperature, the solution was removed to a 100 mL flask with 10 mL of THF, 20 mL of hydrochloric acid (2 M) was added, the mixture was stirred at rt for 3 h, extracted with DCM (3 x 20 mL). The combined organic phase was dried over anhydrous Na_2SO_4 , concentrated, and crude product was further purified by flash chromatography (petroleum ether/ethyl acetate = 30/1) on silica gel to give the product **48** (260.7 mg) in 77 % yield.

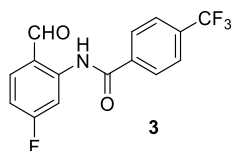
Compound 49: To a suspension of amide **48** (67.8 mg, 0.2 mmol, 1.0 equiv) and CoCl_2 (2.6 mg, 0.02 mmol, 10 mol %) in MeCN (1 mL) was added TBHP (180.2 mg, 2.0 mmol, 10.0 equiv) dropwise at room temperature over a period of 3 min. The reaction mixture was then heated at reflux for 8 h and monitored by TLC analysis. After completion of the reaction, the solvent was evaporated under reduced pressure, and the reaction mixture was purified by flash column chromatography (petroleum ether/ethyl acetate = 20~10/1) to give the desired amide product **49** (48.5 mg) in 72 % yield^[6].

9. X-ray single crystal structures of product 35



X-Ray of 35
CCDC 1940485

10. Characterization data for the products

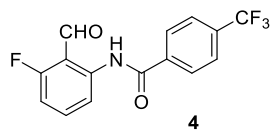


Compound **3** (52.3 mg) was isolated in 84 % yield. Flash silica gel chromatography (petroleum ether/ethyl acetate = 50/1).

¹H NMR (CDCl₃, 500 MHz, ppm): δ 12.32 (s, 1H), 9.90 (s, 1H), 8.65 (dd, *J* = 12.0, 2.5 Hz, 1H), 8.12 (d, *J* = 8.0 Hz, 2H), 7.77 (d, *J* = 8.0 Hz, 2H), 7.72 (dd, *J* = 9.0, 6.5 Hz, 1H), 6.98-6.89 (m, 1H).

¹³C NMR (CDCl₃, 125 MHz, ppm) δ 194.59, 167.49 (d, *J* = 255.9 Hz), 164.79, 143.26 (d, *J* = 13.7 Hz), 138.76 (d, *J* = 11.7 Hz), 137.09, 134.10 (q, *J* = 32.5 Hz), 128.06, 126.06 (q, *J* = 3.7 Hz), 123.68 (q, *J* = 271.0 Hz), 119.05 (d, *J* = 2.3 Hz), 111.05 (d, *J* = 23.0 Hz), 107.69 (d, *J* = 28.7 Hz).

HRMS: calculated for C₁₅H₁₀F₄NO₂ [M+H⁺]: 312.0642; **found**: 312.0638.

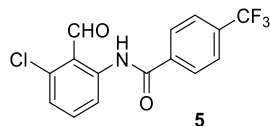


Compound **4** (44.8 mg) was isolated in 72 % yield. Flash silica gel chromatography (petroleum ether/ethyl acetate = 50/1).

¹H NMR (CDCl₃, 500 MHz, ppm): δ 12.34 (s, 1H), 10.41 (s, 1H), 8.68 (d, *J* = 8.6 Hz, 1H), 8.13 (d, *J* = 8.1 Hz, 2H), 7.77 (d, *J* = 8.2 Hz, 2H), 7.71-7.52 (m, 1H), 6.97-6.75 (m, 1H).

¹³C NMR (CDCl₃, 125 MHz, ppm) δ 191.37 (d, *J* = 12.9 Hz), 166.18 (d, *J* = 257.2 Hz), 164.79, 142.12 (d, *J* = 2.5 Hz), 138.56 (d, *J* = 11.2 Hz), 137.31, 134.04 (q, *J* = 32.6 Hz), 128.08, 126.06 (q, *J* = 3.6 Hz), 123.71 (q, *J* = 271.1 Hz), 115.91 (d, *J* = 3.9 Hz), 111.09 (d, *J* = 8.4 Hz), 110.20 (d, *J* = 20.4 Hz).

HRMS: calculated for C₁₅H₁₀F₄NO₂ [M+H⁺]: 312.0642; **found**: 312.0638

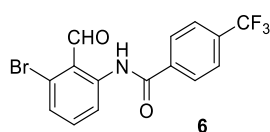


Compound **5** (52.4 mg) was isolated in 80 % yield. Flash silica gel chromatography (petroleum ether/ethyl acetate = 50/1).

¹H NMR (CDCl₃, 500 MHz, ppm): δ 12.59 (s, 1H), 10.66 (s, 1H), 8.89 (d, *J* = 8.5 Hz, 1H), 8.17 (d, *J* = 8.0 Hz, 2H), 7.81 (d, *J* = 8.5 Hz, 2H), 7.59 (t, *J* = 8.0 Hz, 1H), 7.23 (dd, *J* = 8.0, 1.0 Hz, 1H).

¹³C NMR (CDCl₃, 125 MHz, ppm) δ 195.06, 164.97, 143.16, 140.56, 137.56, 137.24, 134.13 (q, *J* = 32.7 Hz), 128.17, 126.15 (q, *J* = 3.7 Hz), 125.37, 122.66 (q, *J* = 271.0 Hz), 119.29, 118.08.

HRMS: calculated for C₁₅H₁₀ClF₃NO₂ [M+H⁺]: 328.0347; **found**: 328.0346.

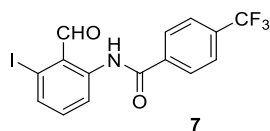


Compound **6** (58.1 mg) was isolated in 78 % yield. Flash silica gel chromatography (petroleum ether/ethyl acetate = 50/1).

¹H NMR (CDCl₃, 500 MHz, ppm): δ 12.58 (s, 1H), 10.53 (s, 1H), 8.91 (d, *J* = 8.5 Hz, 1H), 8.15 (d, *J* = 8.0 Hz, 2H), 7.79 (d, *J* = 8.0 Hz, 2H), 7.47 (t, *J* = 8.0 Hz, 1H), 7.42 (dd, *J* = 8.0, 1.0 Hz, 1H).

¹³C NMR (CDCl₃, 125 MHz, ppm) δ 197.54, 164.78, 143.18, 137.50, 137.22, 134.08 (q, *J* = 32.6 Hz), 130.21, 128.87, 128.14, 126.11 (q, *J* = 3.6 Hz), 123.72 (q, *J* = 270.7 Hz), 120.01, 118.72.

HRMS: calculated for C₁₅H₁₀BrF₃NO₂ [M+H⁺]: 371.9842; **found**: 371.9838.

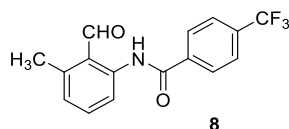


Compound **7** (63.7 mg) was isolated in 76 % yield. Flash silica gel chromatography (petroleum ether/ethyl acetate = 50/1).

¹H NMR (CDCl₃, 500 MHz, ppm): δ 12.55 (s, 1H), 10.21 (s, 1H), 8.92 (d, *J* = 8.5 Hz, 1H), 8.13 (d, *J* = 8.0 Hz, 2H), 7.77 (d, *J* = 8.0 Hz, 2H), 7.72 (dd, *J* = 7.5, 1.0 Hz, 1H), 7.22 (t, *J* = 8.0 Hz, 1H).

¹³C NMR (CDCl₃, 125 MHz, ppm) δ 202.22, 164.45, 142.52, 137.45, 137.15, 136.10, 133.99 (q, *J* = 32.5 Hz), 128.10, 126.05 (q, *J* = 3.7 Hz), 123.68 (q, *J* = 271.0 Hz), 121.00, 119.55, 105.06.

HRMS: calculated for C₁₅H₁₀F₃INO₂ [M+H⁺]: 419.9703; **found**: 419.9702.

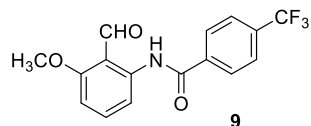


Compound **8** (49.8 mg) was isolated in 81 % yield. Flash silica gel chromatography (petroleum ether/ethyl acetate = 50/1).

¹H NMR (CDCl₃, 500 MHz, ppm): δ 12.65 (s, 1H), 10.52 (d, *J* = 2.5 Hz, 1H), 8.79 (d, *J* = 8.5 Hz, 1H), 8.18 (d, *J* = 8.0 Hz, 2H), 7.79 (d, *J* = 8.0 Hz, 2H), 7.54 (t, *J* = 8.0 Hz, 1H), 7.00 (d, *J* = 7.5 Hz,

1H), 2.71 (s, 3H). **¹³C NMR** (CDCl₃, 125 MHz, ppm) δ 195.06, 164.93, 143.68, 141.81, 138.03, 136.86, 133.77 (q, *J* = 32.5 Hz), 128.12, 126.56, 126.02 (q, *J* = 3.7 Hz), 123.81 (q, *J* = 271.0 Hz), 119.79, 118.70, 19.36.

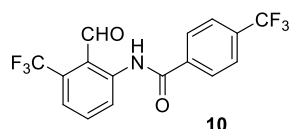
HRMS: calculated for C₁₆H₁₃F₃NO₂ [M+H⁺]: 308.0893; **found**: 308.0889.



Compound **9** (50.4 mg) was isolated in 78 % yield. Flash silica gel chromatography (petroleum ether/ethyl acetate = 30/1).

¹H NMR (CDCl₃, 500 MHz, ppm): δ 12.73 (s, 1H), 10.55 (s, 1H), 8.47 (d, *J* = 8.5 Hz, 1H), 8.17 (d, *J* = 8.0 Hz, 2H), 7.78 (d, *J* = 8.0 Hz, 2H), 7.58 (t, *J* = 8.5 Hz, 1H), 6.70 (d, *J* = 8.5 Hz, 1H), 3.93 (s, 3H). **¹³C NMR** (CDCl₃, 125 MHz, ppm) δ 194.03, 164.96, 163.51, 142.39, 138.37, 137.87, 133.75 (q, *J* = 32.4 Hz), 128.13, 125.97 (q, *J* = 3.6 Hz), 123.80 (q, *J* = 270.97 Hz), 112.27, 111.34, 105.88, 56.10.

HRMS: calculated for C₁₆H₁₃F₃NO₃ [M+H⁺]: 324.0842; **found**: 324.0835.

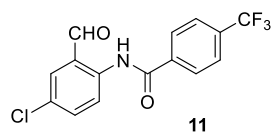


Compound **10** (5.8 mg) was isolated in 9 % yield. Flash silica gel chromatography (petroleum ether/ethyl acetate = 30/1).

¹H NMR (CDCl₃, 500 MHz, ppm): δ 12.69 (s, 1H), 10.45 (s, 1H), 9.22 (d, *J* = 9.0 Hz, 1H), 8.17 (d, *J* = 8.0 Hz, 2H), 7.82 (d, *J* = 8.5 Hz, 2H), 7.77 (t, *J* = 8.0 Hz, 1H), 7.58 (d, *J* = 7.5 Hz, 1H).

¹³C NMR (CDCl₃, 125 MHz, ppm) δ 193.89 (q, *J* = 3.7 Hz), 165.15, 142.97, 137.38, 135.76, 134.24 (q, *J* = 32.6 Hz), 133.32 (q, *J* = 31.5 Hz), 128.18, 126.19 (q, *J* = 3.6 Hz), 124.67, 123.71 (q, *J* = 271.0 Hz), 123.66 (q, *J* = 273.5 Hz), 121.20 (q, *J* = 6.1 Hz), 118.13.

HRMS: calculated for C₁₆H₁₀F₆NO₂ [M+H⁺]: 362.0610; **found**: 362.0613.

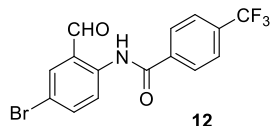


Compound **11** (28.2 mg) was isolated in 43 % yield. Flash silica gel chromatography (petroleum ether/ethyl acetate = 50/1).

¹H NMR (CDCl₃, 500 MHz, ppm): δ 12.05 (s, 1H), 9.94 (s, 1H), 8.91 (d, *J* = 8.5 Hz, 1H), 8.14 (d, *J* = 8.5 Hz, 2H), 7.80 (d, *J* = 8.5 Hz, 2H), 7.71 (d, *J* = 2.5 Hz, 1H), 7.63 (dd, *J* = 9.0, 2.5 Hz, 1H).

¹³C NMR (CDCl₃, 125 MHz, ppm) δ 194.98, 164.74, 139.43, 137.30, 136.39, 135.37, 134.10 (q, *J* = 32.5 Hz), 128.80, 128.07, 126.13 (q, *J* = 3.7 Hz), 123.71 (q, *J* = 271.1 Hz), 123.16, 121.80.

HRMS: calculated for C₁₅H₁₀ClF₃NO₂ [M+H⁺]: 328.0347; **found**: 328.0349.

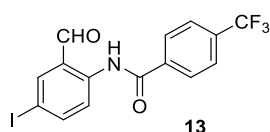


Compound **12** (30.5 mg) was isolated in 41 % yield. Flash silica gel chromatography (petroleum ether/ethyl acetate = 50/1).

¹H NMR (CDCl₃, 500 MHz, ppm): δ 12.05 (s, 1H), 9.93 (s, 1H), 8.85 (d, *J* = 9.0 Hz, 1H), 8.14 (d, *J* = 8.0 Hz, 2H), 7.85 (d, *J* = 2.5 Hz, 1H), 7.80 (d, *J* = 8.0 Hz, 2H), 7.77 (dd, *J* = 9.0, 2.5 Hz, 1H).

¹³C NMR (CDCl₃, 125 MHz, ppm) δ 194.91, 164.76, 139.89, 139.27, 138.40, 137.31, 134.13 (q, *J* = 32.7 Hz), 128.08, 126.15 (q, *J* = 3.6 Hz), 123.72 (q, *J* = 270.7 Hz), 123.52, 122.04, 115.91.

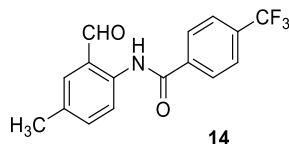
HRMS: calculated for C₁₅H₁₀BrF₃NO₂ [M+H⁺]: 371.9842; **found**: 371.9837.



Compound **13** (40.2 mg) was isolated in 48 % yield. Flash silica gel chromatography (petroleum ether/ethyl acetate = 50/1).

¹H NMR (CDCl₃, 500 MHz, ppm): δ 12.06 (s, 1H), 9.92 (s, 1H), 8.72 (dd, *J* = 8.5, 2.5 Hz, 1H), 8.14 (d, *J* = 7.5 Hz, 2H), 8.03 (d, *J* = 2.5 Hz, 1H), 7.95 (dd, *J* = 9.0, 2.5 Hz, 1H), 7.80 (d, *J* = 8.0 Hz, 2H). **¹³C NMR** (CDCl₃, 125 MHz, ppm) δ 194.89, 164.81, 145.03, 144.47, 140.49, 137.33, 134.13 (q, *J* = 32.6 Hz), 128.09, 126.15 (q, *J* = 3.7 Hz), 123.86, 123.71 (q, *J* = 271.0 Hz), 122.17, 85.67.

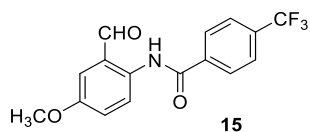
HRMS: calculated for C₁₅H₁₀F₃INO₂ [M+H⁺]: 419.9703; **found**: 419.9703.



Compound **14** (38.7 mg) was isolated in 63 % yield. Flash silica gel chromatography (petroleum ether/ethyl acetate = 50/1).

¹H NMR (CDCl₃, 500 MHz, ppm): δ 12.06 (s, 1H), 9.94 (s, 1H), 8.80 (d, *J* = 8.5 Hz, 1H), 8.15 (d, *J* = 8.0 Hz, 2H), 7.78 (d, *J* = 8.5 Hz, 2H), 7.57-7.36 (m, 2H), 2.42 (s, 3H). **¹³C NMR** (CDCl₃, 125 MHz, ppm) δ 196.23, 164.61, 138.57, 137.78, 137.32, 136.52, 133.76 (q, *J* = 32.6 Hz), 133.44, 128.02, 126.01 (q, *J* = 3.7 Hz), 123.79 (q, *J* = 271.1 Hz), 122.17, 120.14, 20.66.

HRMS: calculated for C₁₆H₁₃F₃NO₂ [M+H⁺]: 308.0893; **found**: 308.0887.



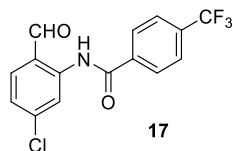
Compound **15** (18.1 mg) was isolated in 28 % yield. Flash silica gel chromatography (petroleum ether/ethyl acetate = 30/1).

¹H NMR (CDCl₃, 500 MHz, ppm): δ 11.88 (s, 1H), 9.92 (s, 1H), 8.84 (d, *J* = 8.5 Hz, 1H), 8.12 (d,

$J = 8.0$ Hz, 2H), 7.76 (d, $J = 8.5$ Hz, 2H), 7.23-7.15 (m, 2H), 3.85 (s, 3H).

^{13}C NMR (CDCl_3 , 125 MHz, ppm) δ 195.76, 164.30, 155.59, 137.80, 134.47, 133.65 (q, $J = 32.5$ Hz), 127.92, 125.96 (q, $J = 3.7$ Hz), 123.78 (q, $J = 270.9$ Hz), 122.99, 122.31, 121.80, 120.00, 55.81.

HRMS: calculated for $\text{C}_{16}\text{H}_{13}\text{F}_3\text{NO}_3$ [$\text{M}+\text{H}^+$]: 324.0842; **found**: 324.0834.

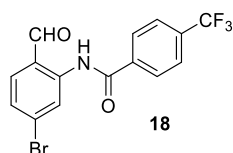


Compound **17** (52.4 mg) was isolated in 80 % yield. Flash silica gel chromatography (petroleum ether/ethyl acetate = 50/1).

^1H NMR (CDCl_3 , 500 MHz, ppm): δ 12.19 (s, 1H), 9.92 (s, 1H), 8.95 (t, $J = 2.2$ Hz, 1H), 8.12 (d, $J = 8.0$ Hz, 2H), 7.77 (d, $J = 8.0$ Hz, 2H), 7.64 (dd, $J = 8.0, 1.0$ Hz, 1H), 7.25-7.21 (m, 1H).

^{13}C NMR (CDCl_3 , 125 MHz, ppm) δ 194.95, 164.68, 143.31, 141.64, 137.13, 137.07, 134.09 (q, $J = 32.6$ Hz), 128.05, 126.08 (q, $J = 3.6$ Hz), 123.93, 123.67 (q, $J = 271.0$ Hz), 120.46, 120.21.

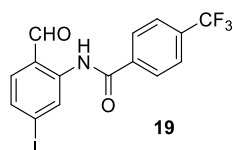
HRMS: calculated for $\text{C}_{15}\text{H}_{10}\text{ClF}_3\text{NO}_2$ [$\text{M}+\text{H}^+$]: 328.0347; **found**: 328.0341.



Compound **18** (60.3 mg) was isolated in 81 % yield. Flash silica gel chromatography (petroleum ether/ethyl acetate = 50/1).

^1H NMR (CDCl_3 , 500 MHz, ppm): δ 12.18 (s, 1H), 9.94 (s, 1H), 9.15 (s, 1H), 8.14 (d, $J = 8.0$ Hz, 2H), 7.79 (d, $J = 8.0$ Hz, 2H), 7.58 (dd, $J = 8.0, 1.0$ Hz, 1H), 7.46-7.35 (m, 1H). **^{13}C NMR** (CDCl_3 , 125 MHz, ppm) δ 195.23, 164.75, 141.52, 137.13, 134.14 (q, $J = 32.6$ Hz), 132.32, 128.09, 126.99, 126.13 (q, $J = 3.6$ Hz), 123.69 (q, $J = 271.0$ Hz), 123.24, 120.80

HRMS: calculated for $\text{C}_{15}\text{H}_{10}\text{BrF}_3\text{NO}_2$ [$\text{M}+\text{H}^+$]: 371.9842; **found**: 371.9839.

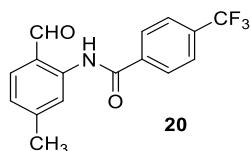


Compound **19** (62.9 mg) was isolated in 75 % yield. Flash silica gel chromatography (petroleum ether/ethyl acetate = 50/1).

^1H NMR (CDCl_3 , 500 MHz, ppm): δ 12.11 (s, 1H), 9.91 (s, 1H), 9.35 (d, $J = 1.5$ Hz, 1H), 8.13 (d, $J = 8.0$ Hz, 2H), 7.79 (d, $J = 8.0$ Hz, 2H), 7.66 (dd, $J = 8.5, 2.0$ Hz, 1H), 7.39 (d, $J = 8.0$ Hz, 1H).

^{13}C NMR (CDCl_3 , 125 MHz, ppm) δ 195.53, 164.65, 140.94, 137.13, 136.83, 134.09 (q, $J = 32.5$ Hz), 133.06, 129.14, 128.07, 126.12 (q, $J = 3.6$ Hz), 123.68 (q, $J = 270.9$ Hz), 121.21, 105.66.

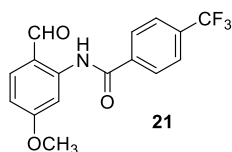
HRMS: calculated for $\text{C}_{15}\text{H}_{10}\text{F}_3\text{INO}_2$ [$\text{M}+\text{H}^+$]: 419.9703; **found**: 419.9705.



Compound **20** (45.5 mg) was isolated in 74 % yield. Flash silica gel chromatography (petroleum ether/ethyl acetate = 50/1).

¹H NMR (CDCl₃, 500 MHz, ppm): δ 12.18 (s, 1H), 9.90 (s, 1H), 8.74 (s, 1H), 8.16 (d, *J* = 8.5 Hz, 2H), 7.78 (d, *J* = 8.0 Hz, 2H), 7.59 (d, *J* = 7.5 Hz, 1H), 7.08 (d, *J* = 8.0 Hz, 1H), 2.47 (s, 3H). **¹³C NMR** (CDCl₃, 125 MHz, ppm) δ 195.46, 164.75, 148.48, 140.89, 137.69, 136.40, 133.81 (q, *J* = 32.6 Hz), 128.04, 126.01 (q, *J* = 3.6 Hz), 124.85 (q, *J* = 270.9 Hz), 124.61, 120.49, 120.20, 22.64.

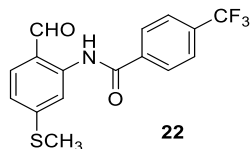
HRMS: calculated for C₁₆H₁₃F₃NO₂ [M+H⁺]: 308.0893; **found**: 308.0890.



Compound **21** (38.8 mg) was isolated in 60 % yield. Flash silica gel chromatography (petroleum ether/ethyl acetate = 30/1).

¹H NMR (CDCl₃, 500 MHz, ppm): δ 12.47 (s, 1H), 9.81 (s, 1H), 8.53 (d, *J* = 2.5 Hz, 1H), 8.17 (d, *J* = 8.0 Hz, 2H), 7.79 (d, *J* = 8.0 Hz, 2H), 7.60 (d, *J* = 8.5 Hz, 1H), 6.76 (dd, *J* = 8.5, 2.0 Hz, 1H), 3.94 (s, 3H). **¹³C NMR** (CDCl₃, 125 MHz, ppm) δ 194.10, 166.25, 165.02, 143.42, 138.20, 137.55, 133.91 (q, *J* = 32.6 Hz), 128.08, 126.06 (q, *J* = 3.6 Hz), 123.75 (q, *J* = 271.0 Hz), 116.27, 110.84, 104.13, 56.00.

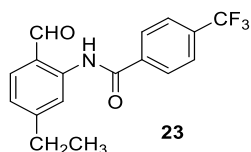
HRMS: calculated for C₁₆H₁₃F₃NO₃ [M+H⁺]: 324.0842; **found**: 324.0836.



Compound **22** (55.0 mg) was isolated in 81 % yield. Flash silica gel chromatography (petroleum ether/ethyl acetate = 50/1).

¹H NMR (CDCl₃, 500 MHz, ppm): δ 12.32 (s, 1H), 9.84 (s, 1H), 8.81 (d, *J* = 1.5 Hz, 1H), 8.16 (d, *J* = 8.5 Hz, 2H), 7.79 (d, *J* = 8.5 Hz, 2H), 7.55 (d, *J* = 8.0 Hz, 1H), 7.07 (dd, *J* = 8.0, 2.0 Hz, 1H), 2.58 (s, 3H). **¹³C NMR** (CDCl₃, 125 MHz, ppm) δ 194.59, 164.94, 151.66, 141.18, 137.48, 135.99, 133.94 (q, *J* = 32.5 Hz), 128.06, 126.07 (q, *J* = 3.8 Hz), 123.74 (q, *J* = 271.3 Hz), 119.96, 118.74, 114.84, 14.70.

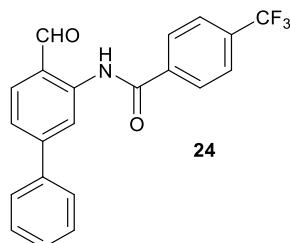
HRMS: calculated for C₁₆H₁₃F₃NO₂S [M+H⁺]: 340.0614; **found**: 340.0615.



Compound **23** (49.5 mg) was isolated in 77 % yield. Flash silica gel chromatography (petroleum ether/ethyl acetate = 50/1).

¹H NMR (CDCl₃, 500 MHz, ppm): δ 12.20 (s, 1H), 9.90 (s, 1H), 8.78 (s, 1H), 8.16 (d, *J* = 8.0 Hz, 2H), 7.78 (d, *J* = 8.5 Hz, 2H), 7.61 (d, *J* = 8.0 Hz, 1H), 7.11 (d, *J* = 7.5 Hz, 1H), 2.75 (q, *J* = 7.5 Hz, 2H), 1.29 (t, *J* = 7.5 Hz, 3H). **¹³C NMR** (CDCl₃, 125 MHz, ppm) δ 195.48, 164.73, 154.54, 141.04, 137.70, 136.52, 133.77 (q, *J* = 32.5 Hz), 128.02, 126.00 (q, *J* = 3.8 Hz), 123.91 (q, *J* = 270.9 Hz), 123.39, 120.35, 119.46, 29.82, 15.07.

HRMS: calculated for C₁₇H₁₅F₃NO₂ [M+H⁺]: 322.1049; **found**: 322.1043.

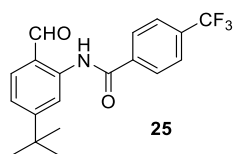


Compound **24** (39.2 mg) was isolated in 53 % yield. Flash silica gel chromatography (petroleum ether/ethyl acetate = 50/1).

¹H NMR (CDCl₃, 500 MHz, ppm): δ 12.27 (s, 1H), 10.00 (s, 1H), 9.26 (s, 1H), 8.21 (d, *J* = 9.0 Hz, 2H), 7.82 (d, *J* = 7.5 Hz, 2H), 7.80-7.76 (m, 1H), 7.75 (d, *J* = 7.0 Hz, 2H), 7.57-7.43 (m, 4H).

¹³C NMR (CDCl₃, 125 MHz, ppm) δ 195.55, 164.84, 149.21, 141.33, 139.28, 137.60, 136.75, 133.89 (q, *J* = 32.5 Hz), 129.14, 129.13, 128.06, 127.68, 126.07 (q, *J* = 3.6 Hz), 123.77 (q, *J* = 270.9 Hz), 122.14, 120.96, 118.57.

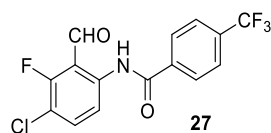
HRMS: calculated for C₂₁H₁₅F₃NO₂ [M+H⁺]: 370.1049; **found**: 370.1046.



Compound **25** (32.1 mg) was isolated in 46 % yield. Flash silica gel chromatography (petroleum ether/ethyl acetate = 50/1).

¹H NMR (CDCl₃, 500 MHz, ppm): δ 12.19 (s, 1H), 9.93 (s, 1H), 9.05 (d, *J* = 2.0 Hz, 1H), 8.18 (d, *J* = 8.0 Hz, 2H), 7.79 (d, *J* = 8.0 Hz, 2H), 7.66 (d, *J* = 8.0 Hz, 1H), 7.32 (dd, *J* = 8.0, 1.5 Hz, 1H), 1.40 (s, 9H). **¹³C NMR** (CDCl₃, 125 MHz, ppm) δ 195.49, 164.88, 161.36, 140.96, 137.84, 136.19, 133.82 (q, *J* = 32.5 Hz), 128.04, 126.06 (q, *J* = 3.6 Hz), 123.79 (q, *J* = 270.9 Hz), 121.00, 120.14, 117.35, 36.03, 31.06.

HRMS: calculated for C₁₉H₁₉F₃NO₂ [M+H⁺]: 350.1362; **found**: 350.1358.

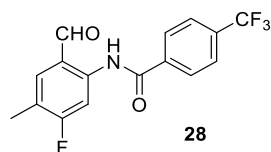


Compound **27** (52.5 mg) was isolated in 76 % yield. Flash silica gel chromatography (petroleum ether/ethyl acetate = 50/1).

¹H NMR (CDCl₃, 500 MHz, ppm): δ 12.26 (s, 1H), 10.43 (s, 1H), 8.70 (d, *J* = 9.5 Hz, 1H), 8.12 (d, *J* = 8.0 Hz, 2H), 7.79 (d, *J* = 8.5 Hz, 2H), 7.66 (t, *J* = 8.5 Hz, 1H). **¹³C NMR** (CDCl₃, 125 MHz, ppm) δ 190.84 (d, *J* = 12.5 Hz), 164.83, 161.32 (d, *J* = 258.5 Hz), 140.63 (d, *J* = 1.8 Hz), 138.45 (d,

$J = 2.4$ Hz), 137.01, 134.26 (q, $J = 32.6$ Hz), 128.08, 126.16 (q, $J = 3.6$ Hz), 123.66 (q, $J = 270.9$ Hz), 116.61 (d, $J = 4.7$ Hz), 115.21 (d, $J = 17.1$ Hz), 112.03 (d, $J = 8.5$ Hz).

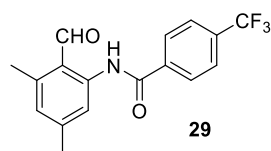
HRMS: calculated for $C_{15}H_9ClF_4NO_2$ [$M+H^+$]: 346.0252; **found:** 346.0255.



Compound **28** (43.6 mg) was isolated in 67 % yield. Flash silica gel chromatography (petroleum ether/ethyl acetate = 50/1).

1H NMR ($CDCl_3$, 500 MHz, ppm): δ 12.22 (s, 1H), 9.87 (s, 1H), 8.61 (dd, $J = 12.5, 3.5$ Hz, 1H), 8.13 (d, $J = 8.5$ Hz, 2H), 7.77 (d, $J = 8.0$ Hz, 2H), 7.54 (d, $J = 8.0$ Hz, 1H), 2.31 (s, 3H). **^{13}C NMR** ($CDCl_3$, 125 MHz, ppm) δ 194.73, 165.95 (d, $J = 255.0$ Hz), 164.65, 141.00 (d, $J = 12.2$ Hz), 139.47 (d, $J = 9.0$ Hz), 137.27, 134.00 (q, $J = 32.5$ Hz), 128.04, 126.06 (q, $J = 3.9$ Hz), 123.72 (q, $J = 271.1$ Hz), 120.83 (d, $J = 19.0$ Hz), 118.94 (d, $J = 2.6$ Hz), 107.56 (d, $J = 29.9$ Hz), 14.05.

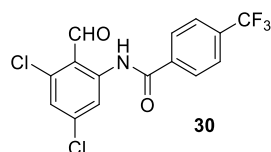
HRMS: calculated for $C_{16}H_{12}F_4NO_2$ [$M+H^+$]: 326.0799; **found:** 326.0800.



Compound **29** (56.5 mg) was isolated in 88 % yield. Flash silica gel chromatography (petroleum ether/ethyl acetate = 50/1).

1H NMR ($CDCl_3$, 500 MHz, ppm): δ 12.68 (s, 1H), 10.40 (s, 1H), 8.61 (s, 1H), 8.16 (d, $J = 8.0$ Hz, 2H), 7.77 (d, $J = 8.0$ Hz, 2H), 6.79 (s, 1H), 2.63 (s, 3H), 2.39 (s, 3H). **^{13}C NMR** ($CDCl_3$, 125 MHz, ppm) δ 194.21, 164.71, 148.46, 143.45, 141.78, 137.91, 133.56 (q, $J = 32.5$ Hz), 127.96, 127.43, 125.84 (q, $J = 4.0$ Hz), 123.69 (q, $J = 270.9$ Hz), 118.83, 117.62, 22.42, 19.10.

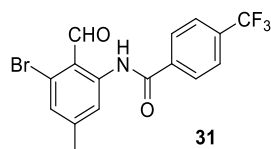
HRMS: calculated for $C_{17}H_{15}F_3NO_2$ [$M+H^+$]: 322.1049; **found:** 322.1043.



Compound **30** (59.4 mg) was isolated in 82 % yield. Flash silica gel chromatography (petroleum ether/ethyl acetate = 50/1).

1H NMR ($CDCl_3$, 500 MHz, ppm): δ 12.66 (s, 1H), 10.57 (s, 1H), 9.36-8.83 (m, 2H), 8.16 (d, $J = 8.0$ Hz, 2H), 7.82 (d, $J = 8.5$ Hz, 2H), 7.24 (d, $J = 2.0$ Hz, 1H). **^{13}C NMR** ($CDCl_3$, 125 MHz, ppm) δ 194.05, 164.96, 143.60, 143.50, 141.20, 137.08, 134.37 (q, $J = 32.6$ Hz), 128.20, 126.23 (q, $J = 3.6$ Hz), 125.26, 123.68 (q, $J = 270.5$ Hz), 119.37, 116.39.

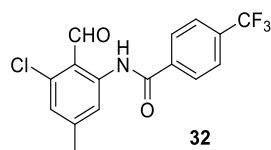
HRMS: calculated for $C_{15}H_9Cl_2F_3NO_2$ [$M+H^+$]: 361.9957; **found:** 361.9956.



Compound **31** (61.8 mg) was isolated in 80 % yield. Flash silica gel chromatography (petroleum ether/ethyl acetate = 50/1).

¹H NMR (CDCl₃, 500 MHz, ppm): δ 12.62 (s, 1H), 10.45 (s, 1H), 8.75 (s, 1H), 8.15 (d, *J* = 8.0 Hz, 2H), 7.79 (d, *J* = 8.0 Hz, 2H), 7.35-7.08 (m, 1H), 2.43 (s, 3H). **¹³C NMR** (CDCl₃, 125 MHz, ppm) δ 196.98, 164.80, 149.48, 142.99, 137.56, 134.02 (q, *J* = 32.6 Hz), 130.20, 129.71, 128.13, 126.09 (q, *J* = 3.7 Hz), 123.74 (q, *J* = 270.9 Hz), 120.30, 116.67, 22.31.

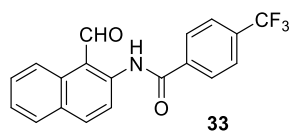
HRMS: calculated for C₁₆H₁₂BrF₃NO₂ [M+H⁺]: 385.9998; **found**: 385.9993.



Compound **32** (54.7 mg) was isolated in 80 % yield. Flash silica gel chromatography (petroleum ether/ethyl acetate = 50/1).

¹H NMR (CDCl₃, 500 MHz, ppm): δ 12.62 (s, 1H), 10.55 (s, 1H), 8.71 (s, 1H), 8.16 (d, *J* = 8.0 Hz, 2H), 7.80 (d, *J* = 8.0 Hz, 2H), 7.04 (d, *J* = 1.0 Hz, 1H), 2.44 (s, 3H). **¹³C NMR** (CDCl₃, 125 MHz, ppm) δ 194.47, 164.92, 149.50, 142.98, 140.41, 137.57, 134.03 (q, *J* = 32.5 Hz), 128.14, 126.10 (q, *J* = 3.6 Hz), 123.75 (q, *J* = 271.0 Hz), 119.57, 115.97, 22.53.

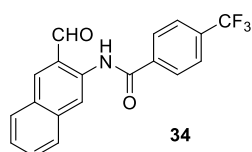
HRMS: calculated for C₁₆H₁₂ClF₃NO₂ [M+H⁺]: 342.0503; **found**: 342.0505.



Compound **33** (29.5 mg) was isolated in 43 % yield. Flash silica gel chromatography (petroleum ether/ethyl acetate = 50/1).

¹H NMR (CDCl₃, 500 MHz, ppm): δ 13.22 (s, 1H), 11.07 (s, 1H), 9.11 (d, *J* = 9.0 Hz, 1H), 8.48 (d, *J* = 8.5 Hz, 1H), 8.22 (d, *J* = 8.0 Hz, 2H), 8.12 (d, *J* = 9.0 Hz, 1H), 7.88 (d, *J* = 8.0 Hz, 1H), 7.81 (d, *J* = 8.0 Hz, 2H), 7.70-7.61 (m, 1H), 7.55-7.47 (m, 1H). **¹³C NMR** (CDCl₃, 125 MHz, ppm) δ 193.37, 165.34, 142.68, 138.18, 137.77, 134.01 (q, *J* = 32.6 Hz), 133.68, 129.94, 129.60, 129.33, 128.32, 126.08 (q, *J* = 3.7 Hz), 125.61, 123.77 (q, *J* = 271.0 Hz), 119.92, 119.14, 113.17.

HRMS: calculated for C₁₉H₁₃F₃NO₂ [M+H⁺]: 344.0893; **found**: 346.0892.

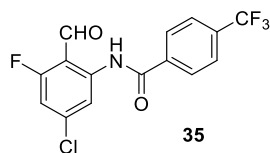


Compound **34** (60.4 mg) was isolated in 88 % yield. Flash silica gel chromatography (petroleum ether/ethyl acetate = 50/1).

¹H NMR (CDCl₃, 500 MHz, ppm): δ 11.99 (s, 1H), 10.12 (s, 1H), 9.30 (s, 1H), 8.25 (s, 1H), 8.19

(d, $J = 8.0$ Hz, 2H), 7.91 (dd, $J = 8.0, 4.0$ Hz, 2H), 7.80 (d, $J = 8.5$ Hz, 2H), 7.69-7.62 (m, 1H), 7.54-7.46 (m, 1H). ^{13}C NMR (CDCl₃, 125 MHz, ppm) δ 196.05, 164.64, 140.62, 137.86, 137.27, 135.51, 133.76 (q, $J = 32.6$ Hz), 130.81, 129.27, 129.07, 128.30, 127.94, 126.35, 126.06 (q, $J = 3.6$ Hz), 123.83 (q, $J = 270.9$ Hz), 123.09, 117.72.

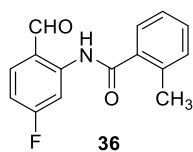
HRMS: calculated for C₁₉H₁₃F₃NO₂ [M+H⁺]: 344.0893; **found:** 344.0890.



Compound **35** (56.7 mg) was isolated in 82 % yield. Flash silica gel chromatography (petroleum ether/ethyl acetate = 50/1).

^1H NMR (CDCl₃, 500 MHz, ppm): δ 12.43 (s, 1H), 10.37 (s, 1H), 8.83 (s, 1H), 8.15 (d, $J = 8.0$ Hz, 2H), 7.81 (d, $J = 8.0$ Hz, 2H), 6.95 (dd, $J = 10.5, 1.5$ Hz, 1H). ^{13}C NMR (CDCl₃, 125 MHz, ppm) δ 190.47 (d, $J = 12.4$ Hz), 166.98, 164.92 (d, $J = 3.7$ Hz), 144.64 (d, $J = 14.0$ Hz), 142.62 (d, $J = 4.0$ Hz), 136.92, 134.37 (q, $J = 32.7$ Hz), 128.16, 126.22 (q, $J = 3.6$ Hz), 123.67 (q, $J = 271.1$ Hz), 116.39 (d, $J = 3.6$ Hz), 111.25 (d, $J = 24.2$ Hz), 109.53 (d, $J = 8.7$ Hz).

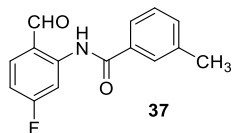
HRMS: calculated for C₁₅H₉ClF₄NO₂ [M+H⁺]: 346.0252; **found:** 346.0246.



Compound **36** (40.1 mg) was isolated in 78 % yield. Flash silica gel chromatography (petroleum ether/ethyl acetate = 50/1).

^1H NMR (CDCl₃, 500 MHz, ppm): δ 11.74 (s, 1H), 9.88 (s, 1H), 8.74 (dd, $J = 12.0, 2.5$ Hz, 1H), 7.70 (dd, $J = 8.5, 6.0$ Hz, 1H), 7.62 (d, $J = 7.0$ Hz, 1H), 7.43-7.36 (m, 1H), 7.35-7.27 (m, 2H), 6.98-6.90 (m, 1H), 2.56 (s, 3H). ^{13}C NMR (CDCl₃, 125 MHz, ppm) δ 194.14, 169.02, 167.49 (d, $J = 255.4$ Hz), 143.54 (d, $J = 13.6$ Hz), 138.71 (d, $J = 12.0$ Hz), 137.60, 135.36, 131.81, 131.08, 127.33, 126.32, 118.92 (d, $J = 2.2$ Hz), 110.66 (d, $J = 23.0$ Hz), 107.54 (d, $J = 28.6$ Hz), 20.45.

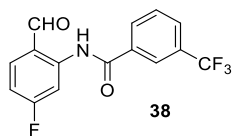
HRMS: calculated for C₁₅H₁₂FNNO₂ [M+Na⁺]: 280.0744; **found:** 280.0753.



Compound **37** (38.6 mg) was isolated in 75 % yield. Flash silica gel chromatography (petroleum ether/ethyl acetate = 50/1).

^1H NMR (CDCl₃, 500 MHz, ppm): δ 12.18 (s, 1H), 9.87 (s, 1H), 8.69 (dd, $J = 12.0, 2.5$ Hz, 1H), 7.87-7.77 (m, 2H), 7.67 (dd, $J = 8.5, 6.0$ Hz, 1H), 7.44-7.32 (m, 2H), 6.94-6.81 (m, 1H), 2.43 (s, 3H). ^{13}C NMR (CDCl₃, 125 MHz, ppm) δ 194.30, 168.42, 166.37, 143.63 (d, $J = 13.7$ Hz), 138.84, 138.64 (d, $J = 12.0$ Hz), 133.79, 133.30, 128.82, 128.34, 124.46, 118.89 (d, $J = 2.2$ Hz), 110.44 (d, $J = 23.1$ Hz), 107.42 (d, $J = 28.6$ Hz), 21.47.

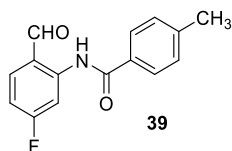
HRMS: calculated for C₁₅H₁₂FNNO₂ [M+Na⁺]: 280.0744; **found:** 280.0753.



Compound **38** (41.7 mg) was isolated in 67 % yield. Flash silica gel chromatography (petroleum ether/ethyl acetate = 50/1).

¹H NMR (CDCl₃, 500 MHz, ppm): δ 12.34 (s, 1H), 9.90 (s, 1H), 8.63 (dd, *J* = 12.0, 2.5 Hz, 1H), 8.29 (s, 1H), 8.17 (d, *J* = 8.0 Hz, 1H), 7.81 (d, *J* = 7.5 Hz, 1H), 7.71 (dd, *J* = 8.5, 6.0 Hz, 1H), 7.68-7.62 (m, 1H), 6.98-6.87 (m, 1H). **¹³C NMR** (CDCl₃, 125 MHz, ppm) δ 194.59, 167.46 (d, *J* = 255.9 Hz), 164.61, 143.24 (d, *J* = 13.5 Hz), 138.74 (d, *J* = 11.9 Hz), 134.69, 131.65 (q, *J* = 32.6 Hz), 130.34, 129.68, 129.06 (q, *J* = 3.6 Hz), 125.01 (q, *J* = 3.7 Hz), 123.71 (q, *J* = 271.0 Hz), 119.01 (d, *J* = 2.4 Hz), 111.02 (d, *J* = 22.9 Hz), 107.63 (d, *J* = 28.6 Hz).

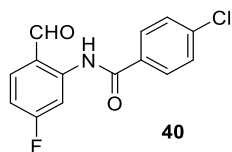
HRMS: calculated for C₁₅H₉F₄NNaO₂ [M+Na⁺]: 334.0462; **found**: 334.0469.



Compound **39** (36.5 mg) was isolated in 71 % yield. Flash silica gel chromatography (petroleum ether/ethyl acetate = 50/1).

¹H NMR (CDCl₃, 500 MHz, ppm): δ 12.20 (s, 1H), 9.90 (s, 1H), 8.71 (dd, *J* = 12.0, 2.5 Hz, 1H), 8.07-7.86 (m, 2H), 7.68 (dd, *J* = 8.5, 6.5 Hz, 1H), 7.31 (d, *J* = 8.0 Hz, 2H), 6.94-6.86 (m, 1H), 2.42 (s, 3H). **¹³C NMR** (CDCl₃, 125 MHz, ppm) δ 194.39, 167.50 (d, *J* = 255.1 Hz), 166.26, 143.83 (d, *J* = 13.7 Hz), 143.26, 138.70 (d, *J* = 12.0 Hz), 131.10, 129.70, 127.64, 118.91 (d, *J* = 2.2 Hz), 110.44 (d, *J* = 23.0 Hz), 107.47 (d, *J* = 28.7 Hz), 21.64.

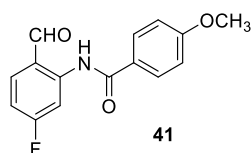
HRMS: calculated for C₁₅H₁₂FNNaO₂ [M+Na⁺]: 280.0744; **found**: 280.0753.



Compound **40** (37.8 mg) was isolated in 68 % yield. Flash silica gel chromatography (petroleum ether/ethyl acetate = 50/1).

¹H NMR (CDCl₃, 500 MHz, ppm): δ 12.20 (s, 1H), 9.88 (s, 1H), 8.63 (dd, *J* = 12.0, 2.5 Hz, 1H), 7.99-7.86 (m, 2H), 7.68 (dd, *J* = 8.5, 6.5 Hz, 1H), 7.51-7.39 (m, 2H), 6.99-6.81 (m, 1H). **¹³C NMR** (CDCl₃, 125 MHz, ppm) δ 194.48, 167.44 (d, *J* = 255.6 Hz), 165.01, 143.44 (d, *J* = 13.6 Hz), 138.95, 138.70 (d, *J* = 12.0 Hz), 132.18, 129.26, 128.98, 118.90 (d, *J* = 2.2 Hz), 110.75 (d, *J* = 23.0 Hz), 107.51 (d, *J* = 28.7 Hz).

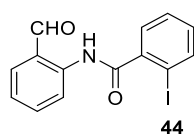
HRMS: calculated for C₁₄H₉ClFNNaO₂ [M+Na⁺]: 300.0198; **found**: 300.0207.



Compound **41** (42.6 mg) was isolated in 78 % yield. Flash silica gel chromatography (petroleum ether/ethyl acetate = 50/1).

¹H NMR (CDCl₃, 500 MHz, ppm): δ 12.18 (s, 1H), 9.92 (s, 1H), 8.98-8.53 (m, 1H), 8.19-7.93 (m, 2H), 7.84-7.51 (m, 1H), 7.04-6.98 (m, 2H), 6.90 (t, *J* = 8.0 Hz, 1H), 3.88 (s, 3H). **¹³C NMR** (CDCl₃, 125 MHz, ppm) δ 194.49, 167.61 (d, *J* = 255.2 Hz), 165.92, 163.16, 144.07 (d, *J* = 14.0 Hz), 138.76 (d, *J* = 12.0 Hz), 129.67, 126.24, 118.91 (d, *J* = 2.1 Hz), 114.30, 110.40 (d, *J* = 23.1 Hz), 107.48 (d, *J* = 28.6 Hz), 55.63.

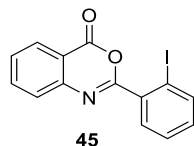
HRMS: calculated for C₁₅H₁₂FNNaO₃ [M+Na⁺]: 296.0693; **found**: 296.0698.



Compound **44** (39.3 mg) was isolated in 56 % yield. Flash silica gel chromatography (petroleum ether/ethyl acetate = 50/1).

¹H NMR (CDCl₃, 500 MHz, ppm): δ 11.46 (s, 1H), 9.91 (s, 1H), 8.89 (d, *J* = 8.5 Hz, 1H), 7.93 (d, *J* = 8.0 Hz, 1H), 7.74-7.63 (m, 2H), 7.54 (dd, *J* = 8.0, 2.0 Hz, 1H), 7.44 (t, *J* = 8.0 Hz, 1H), 7.32-7.24 (m, 1H), 7.19-7.11 (m, 1H). **¹³C NMR** (CDCl₃, 125 MHz, ppm) δ 195.55, 168.11, 141.42, 140.59, 140.52, 136.32, 136.17, 131.78, 128.47, 128.23, 123.65, 122.05, 120.16, 92.78.

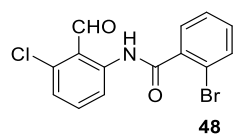
HRMS: calculated for C₁₄H₁₁INO₂ [M+H⁺]: 351.9829; **found**: 351.9829.



Compound **45** (54.4 mg) was isolated in 78 % yield. Flash silica gel chromatography (petroleum ether/ethyl acetate = 20~10/1).

¹H NMR (CDCl₃, 500 MHz, ppm): δ 8.33-8.21 (m, 1H), 8.10-7.98 (m, 1H), 7.92-7.80 (m, 2H), 7.80-7.70 (m, 1H), 7.63-7.54 (m, 1H), 7.52-7.42 (m, 1H), 7.23-7.07 (m, 1H). **¹³C NMR** (CDCl₃, 125 MHz, ppm) δ 159.33, 157.82, 146.28, 141.23, 136.80, 135.54, 132.41, 130.97, 129.09, 128.71, 128.30, 127.45, 117.05, 94.70.

HRMS: calculated for C₁₄H₉INO₂ [M+H⁺]: 349.9672; **found**: 349.9669.

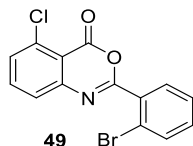


Compound **48** (50.1 mg) was isolated in 74 % yield. Flash silica gel chromatography (petroleum ether/ethyl acetate = 30/1).

¹H NMR (CDCl₃, 500 MHz, ppm): δ 11.91 (s, 1H), 10.57 (s, 1H), 8.86 (d, *J* = 8.5 Hz, 1H), 7.67 (d,

$J = 8.0$ Hz, 1H), 7.61-7.53 (m, 2H), 7.47-7.39 (m, 1H), 7.38-7.31 (m, 1H), 7.25-7.18 (m, 1H). ^{13}C NMR (CDCl_3 , 125 MHz, ppm) δ 194.34, 166.93, 142.66, 140.31, 137.81, 136.96, 134.04, 131.95, 129.11, 127.85, 125.34, 119.86, 119.36, 117.98.

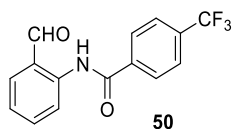
HRMS: calculated for $\text{C}_{14}\text{H}_{10}\text{BrClNO}_2$ $[\text{M}+\text{H}^+]$: 337.9578; **found:** 337.9577.



Compound **49** (48.5 mg) was isolated in 72 % yield. Flash silica gel chromatography (petroleum ether/ethyl acetate = 20~10/1).

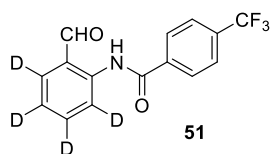
^1H NMR (CDCl_3 , 500 MHz, ppm): δ 7.86 (dd, $J = 7.7, 1.8$ Hz, 1H), 7.76-7.69 (m, 2H), 7.63 (dd, $J = 8.1, 1.2$ Hz, 1H), 7.59 (dd, $J = 7.9, 1.2$ Hz, 1H), 7.49-7.43 (m, 1H), 7.41-7.35 (m, 1H). ^{13}C NMR (CDCl_3 , 125 MHz, ppm) δ 158.00, 155.95, 148.83, 136.26, 136.20, 134.57, 132.74, 131.90, 131.60, 131.55, 127.64, 126.59, 121.97, 114.92.

HRMS: calculated for $\text{C}_{14}\text{H}_8\text{BrClNO}_2$ $[\text{M}+\text{H}^+]$: 335.9421; **found:** 335.9418.



^1H NMR (CDCl_3 , 500 MHz, ppm): δ 12.13 (s, 1H), 9.95 (s, 1H), 8.88 (d, $J = 8.5$ Hz, 1H), 8.13 (d, $J = 8.5$ Hz, 2H), 7.76 (d, $J = 8.0$ Hz, 2H), 7.70 (dd, $J = 7.5, 1.5$ Hz, 1H), 7.67-7.62 (m, 1H), 7.30-7.22 (m, 1H). ^{13}C NMR (CDCl_3 , 125 MHz, ppm) δ 196.08, 164.64, 140.86, 137.59, 136.50, 136.28, 133.78 (q, $J = 32.5$ Hz), 128.01, 125.97 (q, $J = 3.7$ Hz), 123.73 (q, $J = 270.9$ Hz), 123.57, 122.12, 120.04.

HRMS: calculated for $\text{C}_{15}\text{H}_{11}\text{F}_3\text{NO}_2$ $[\text{M}+\text{H}^+]$: 294.0736; **found:** 294.0745.

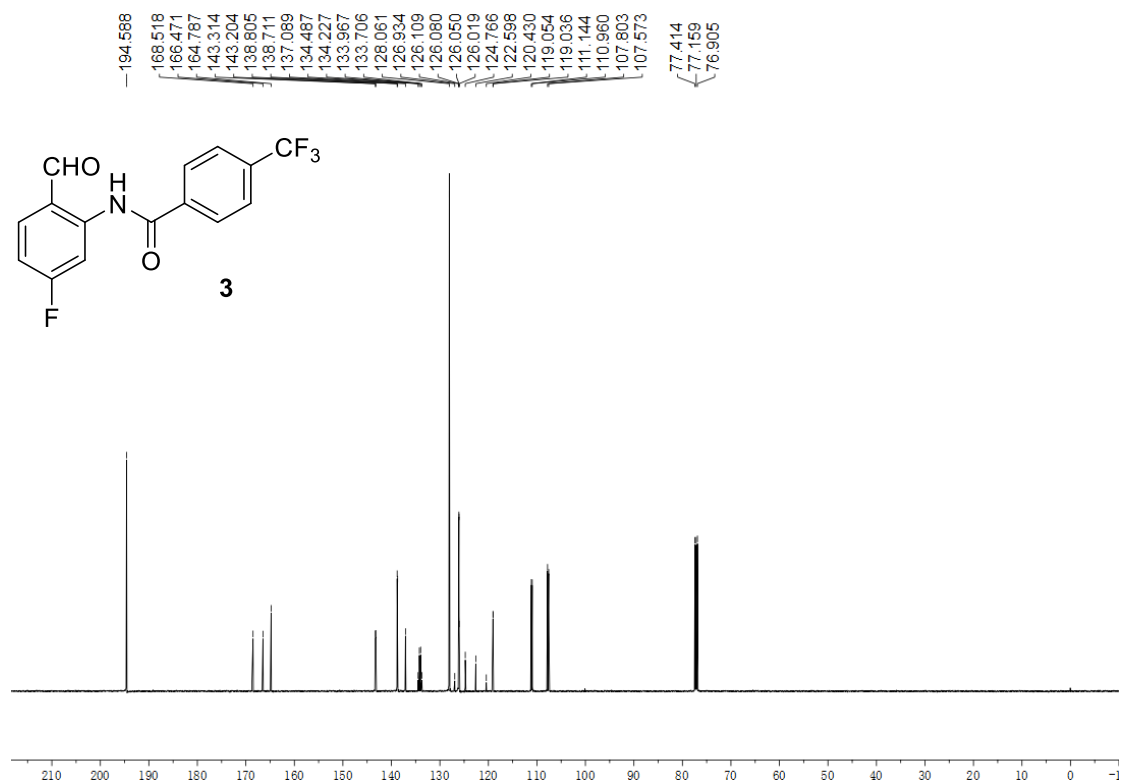
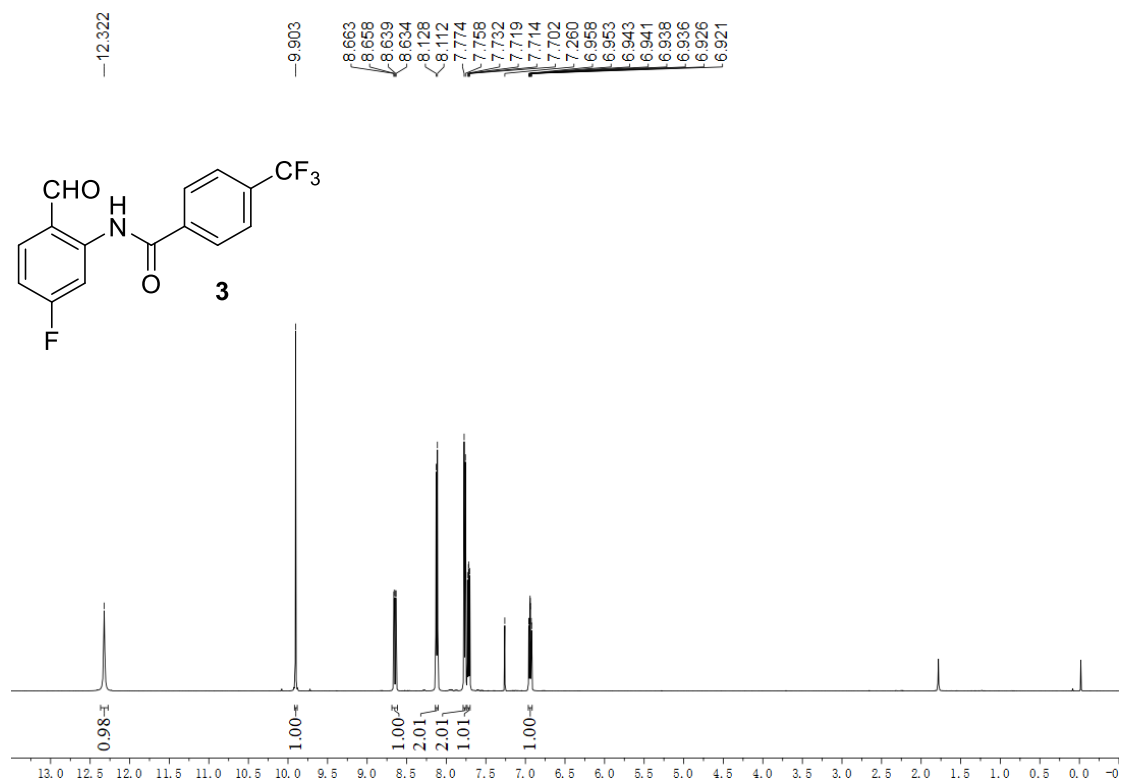


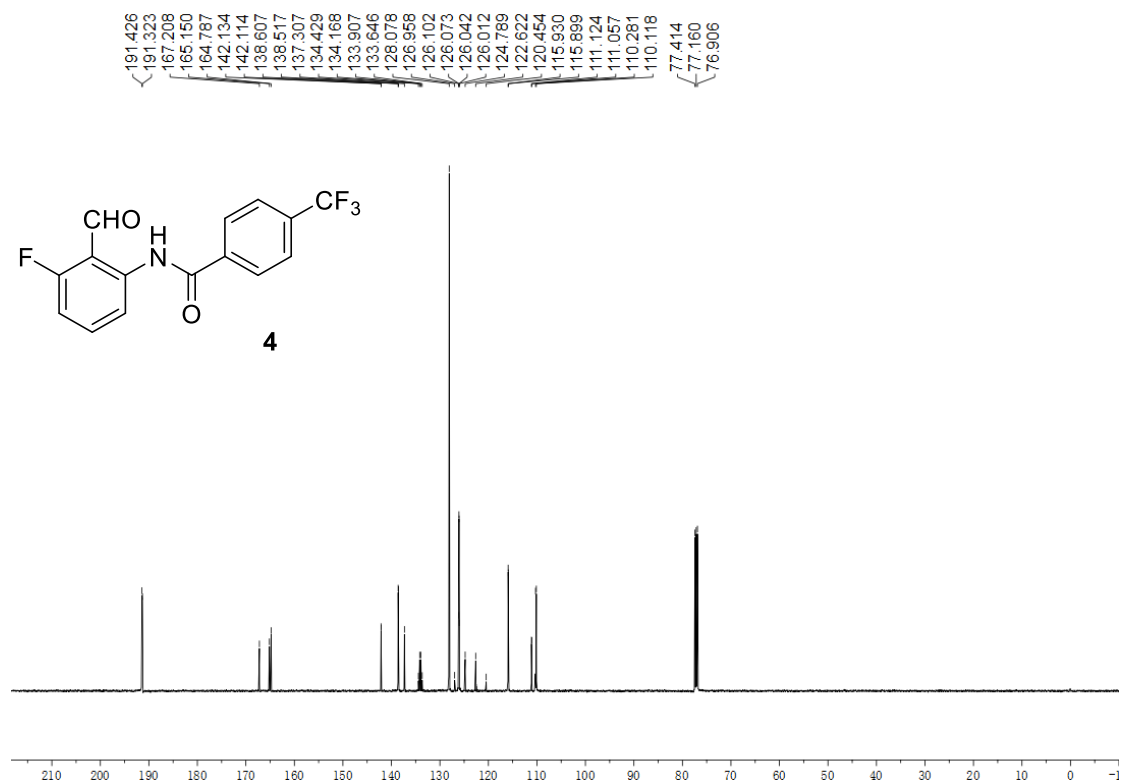
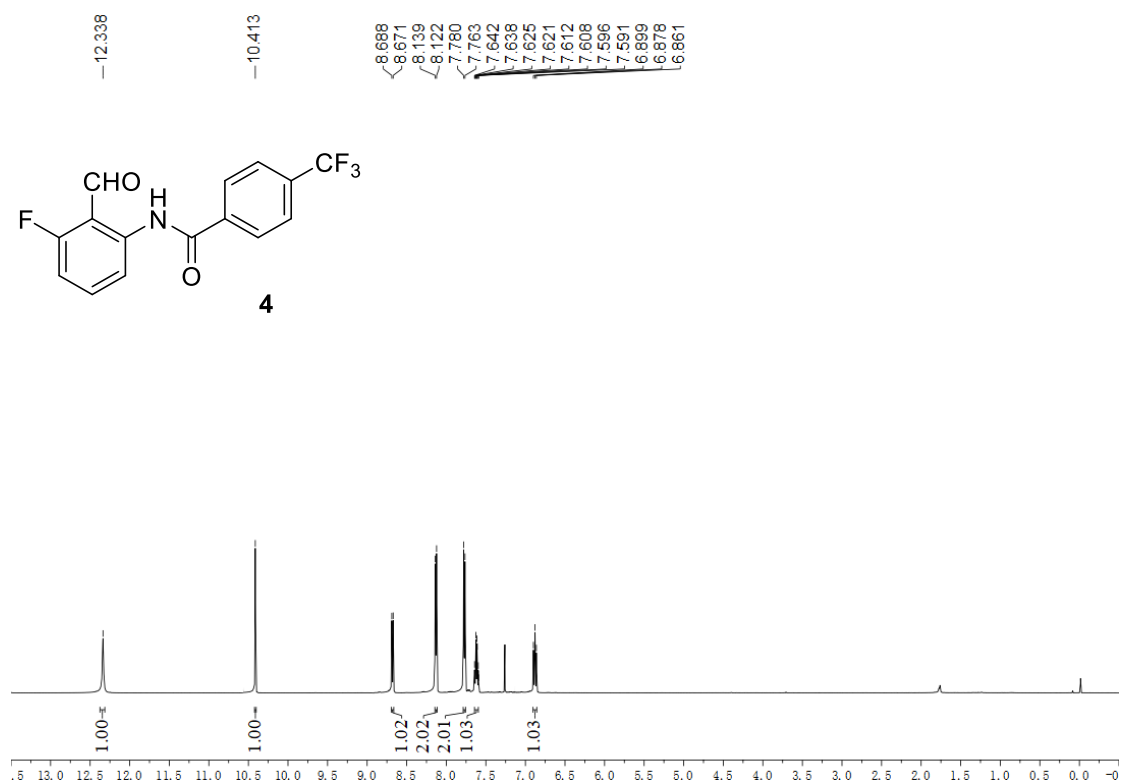
^1H NMR (CDCl_3 , 500 MHz, ppm): δ 12.12 (s, 1H), 9.94 (s, 1H), 8.13 (d, $J = 8.0$ Hz, 2H), 7.75 (d, $J = 8.5$ Hz, 2H). ^{13}C NMR (CDCl_3 , 125 MHz, ppm) δ 196.07, 164.60, 140.77, 137.57, 136.16, 136.04, 133.76 (q, $J = 32.6$ Hz), 128.00, 125.95 (q, $J = 3.7$ Hz), 123.73 (q, $J = 271.0$ Hz), 122.10, 122.04, 119.91.

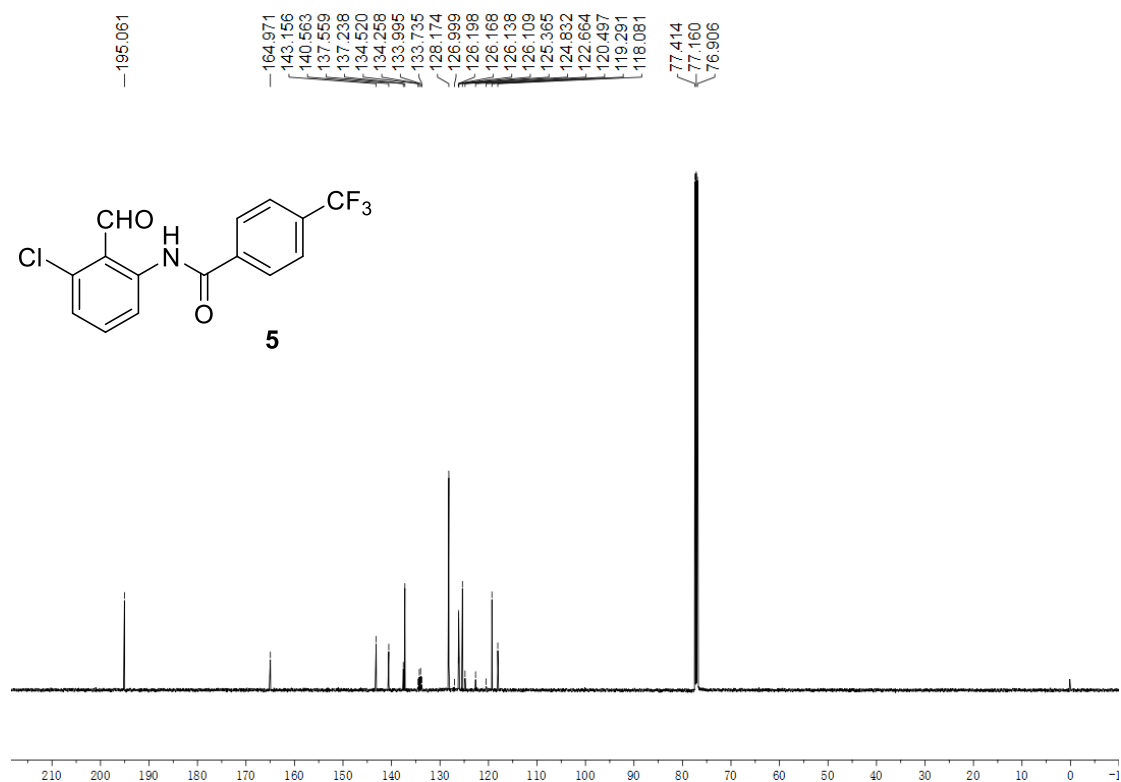
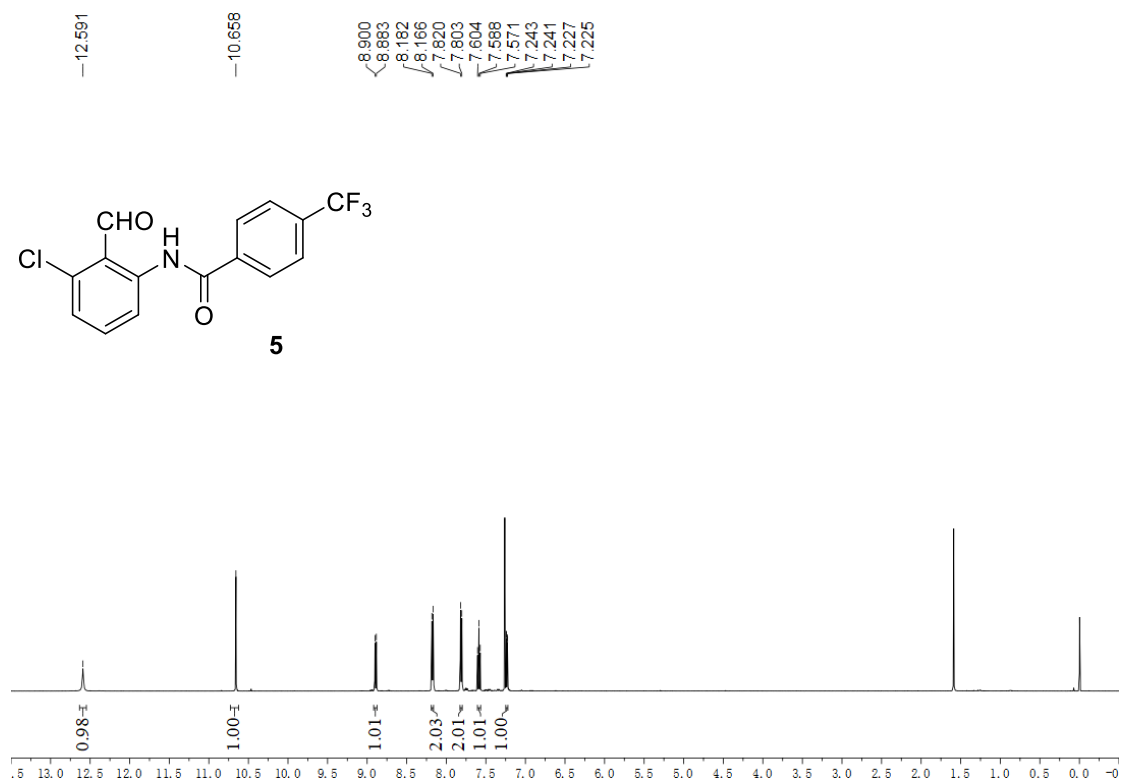
HRMS: calculated for $\text{C}_{15}\text{H}_7\text{D}_4\text{F}_3\text{NO}_2$ $[\text{M}+\text{H}^+]$: 298.0987; **found:** 298.0984.

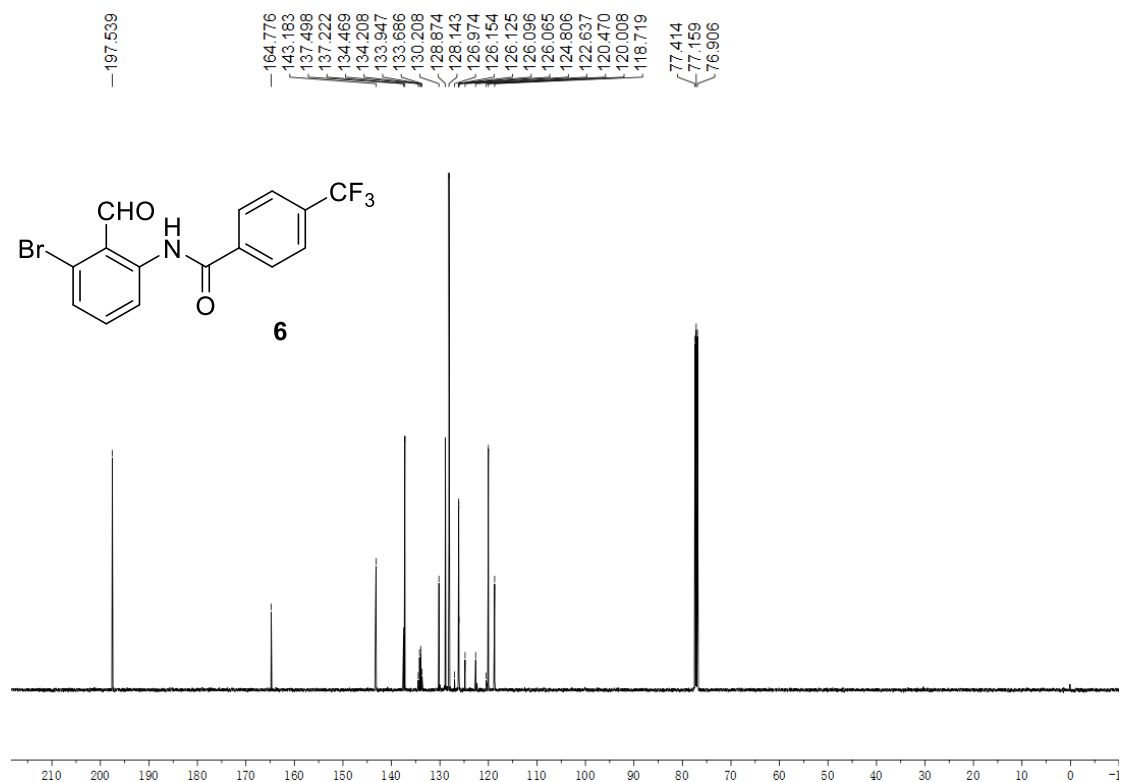
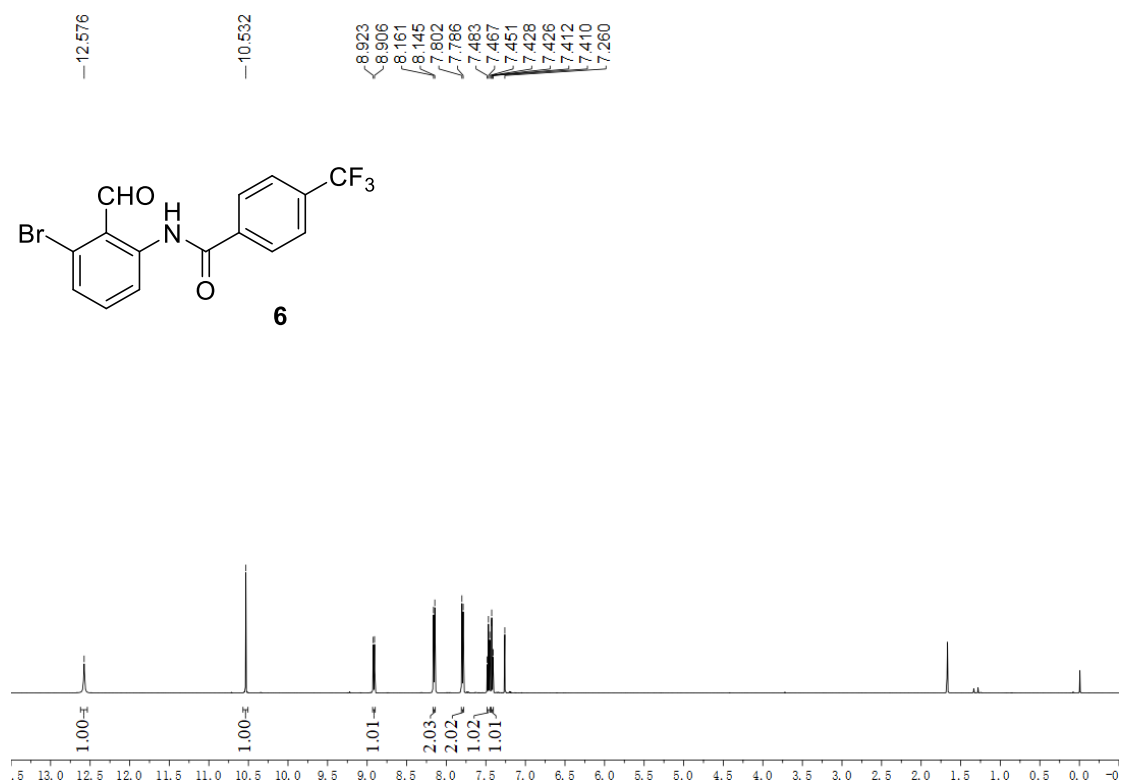
11. References

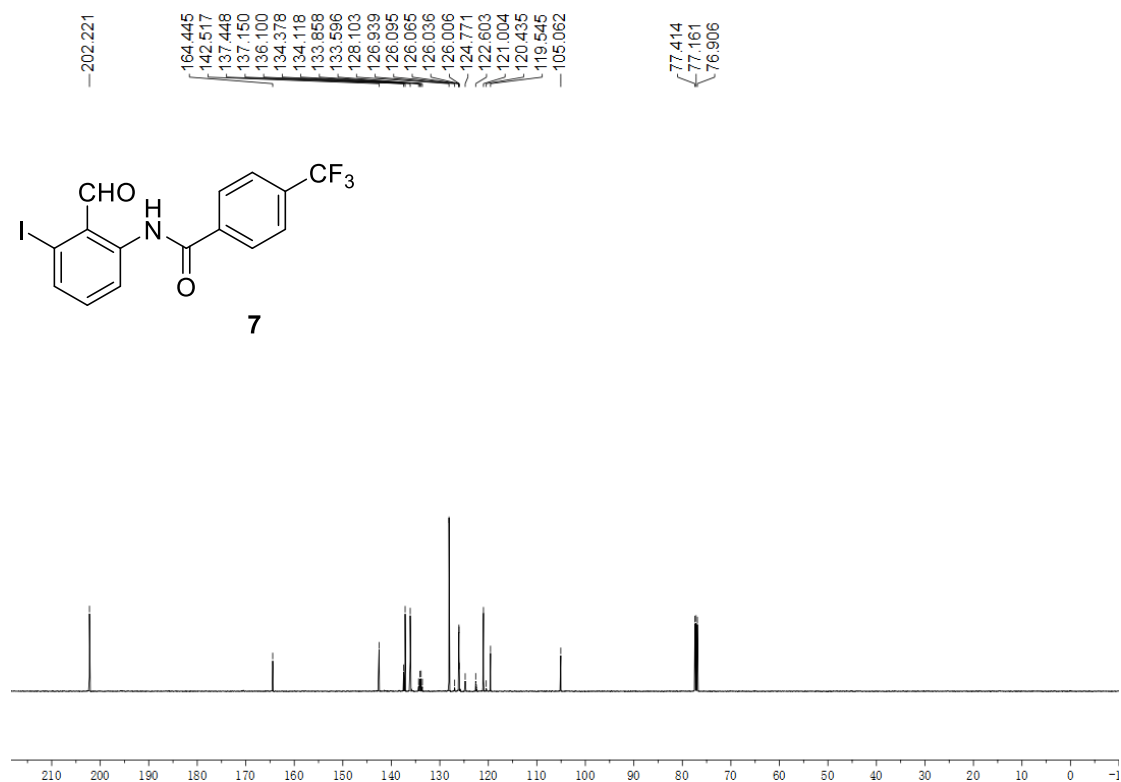
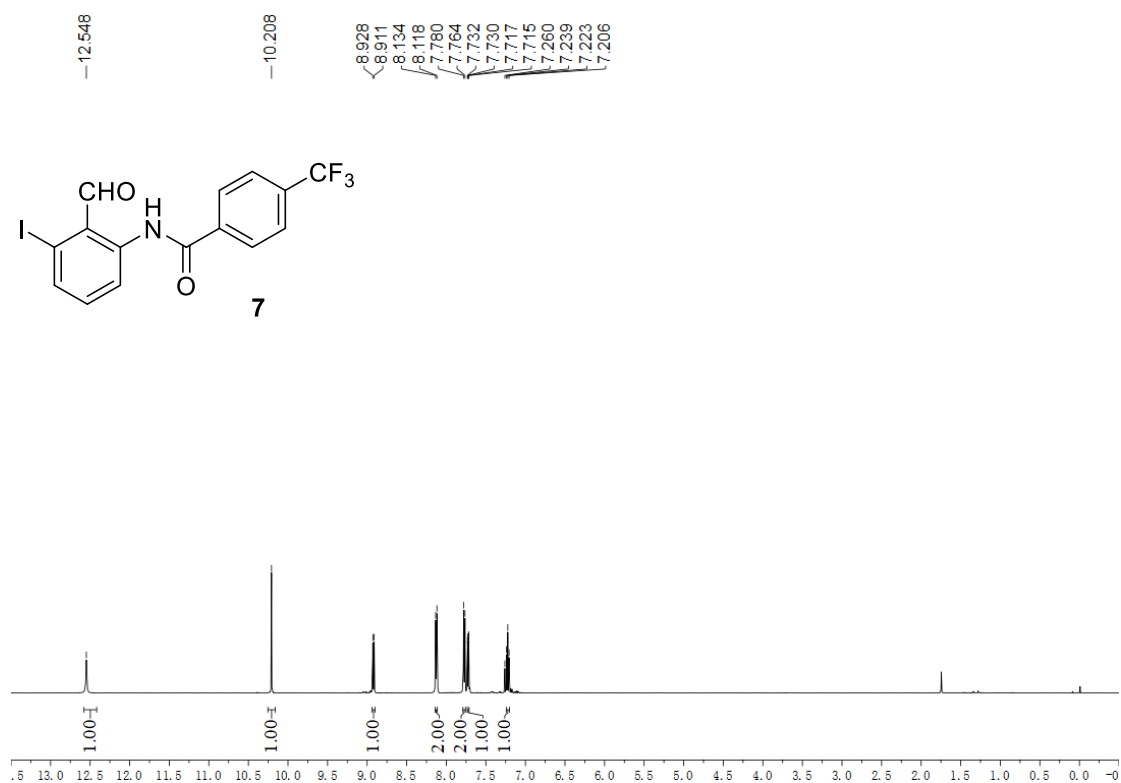
- [1] (a) Wieteck, M.; Tokimizu, Y.; Rudolph, M.; Rominger, F.; Ohno, H.; Fujii, N.; Hashmi, A. S. K. *Chem. Eur. J.* **2014**, *20*, 16331–16336. (b) H, C.-H.; Gandeepan, P.; Cheng, C.-H. *ChemCatChem* **2014**, *6*, 2692–2697.
- [2] Chen, M.; Sun, N.; Chen, H.; Liu, Y. *Chem. Commun.* **2016**, *52*, 6324–6327.
- [3] (a) Bizet, V.; Buglioni, L.; Bolm, C. *Angew. Chem. Int. Ed.* **2014**, *53*, 5639–5642. (b) Park, Y.; Park, K. T.; Kim, J. G.; Chang, S. *J. Am. Chem. Soc.* **2015**, *137*, 4534–4542.
- [4] Sun, B.; Yoshino, T.; Matsunaga, S.; Kanaia, M. *Adv. Synth. Catal.* **2014**, *356*, 1491–1495.
- [5] Yu, D-G.; Gensch, T.; Azambuja, F. d.; Vasquez-Cespedes, S.; Glorius, F. *J. Am. Chem. Soc.* **2014**, *136*, 17722–17725.
- [6] (a) Yu, J.; Zhang-Negrerie, D.; Du, Y. *Eur. J. Org. Chem.* **2016**, 562. (b) Debbarma, S.; Maji, M. S. *Eur. J. Org. Chem.* **2017**, 3699–3706

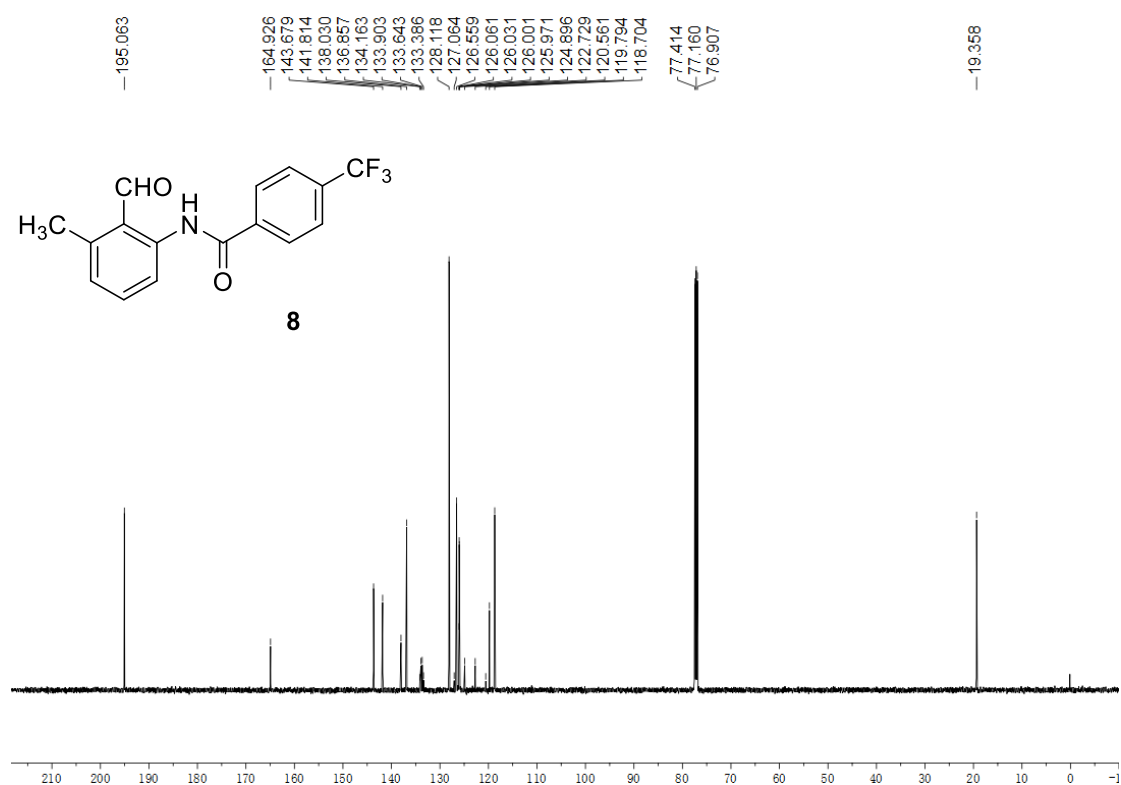
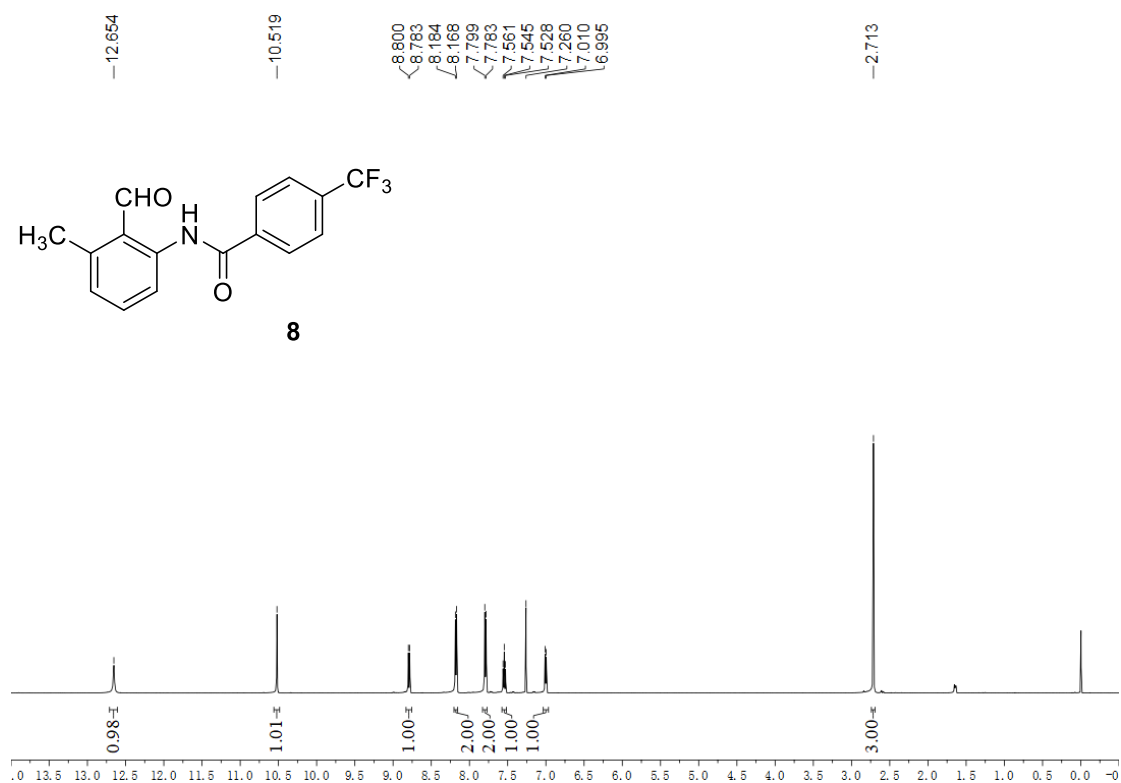


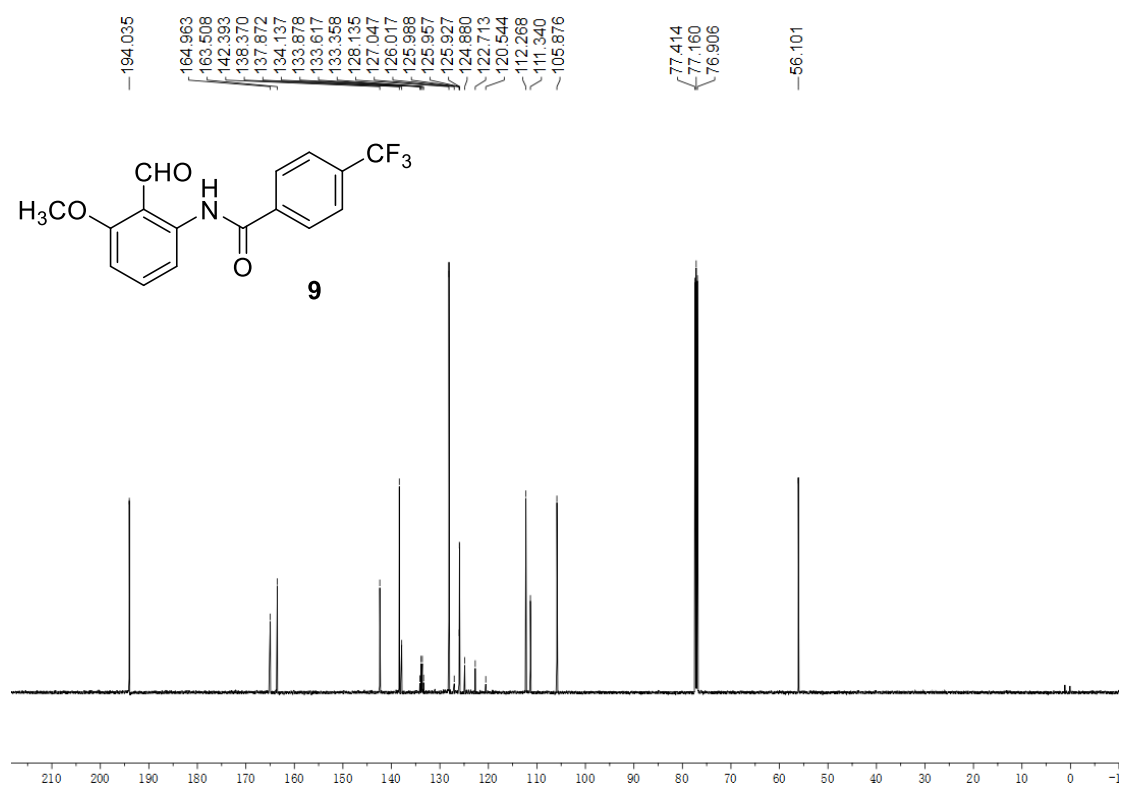
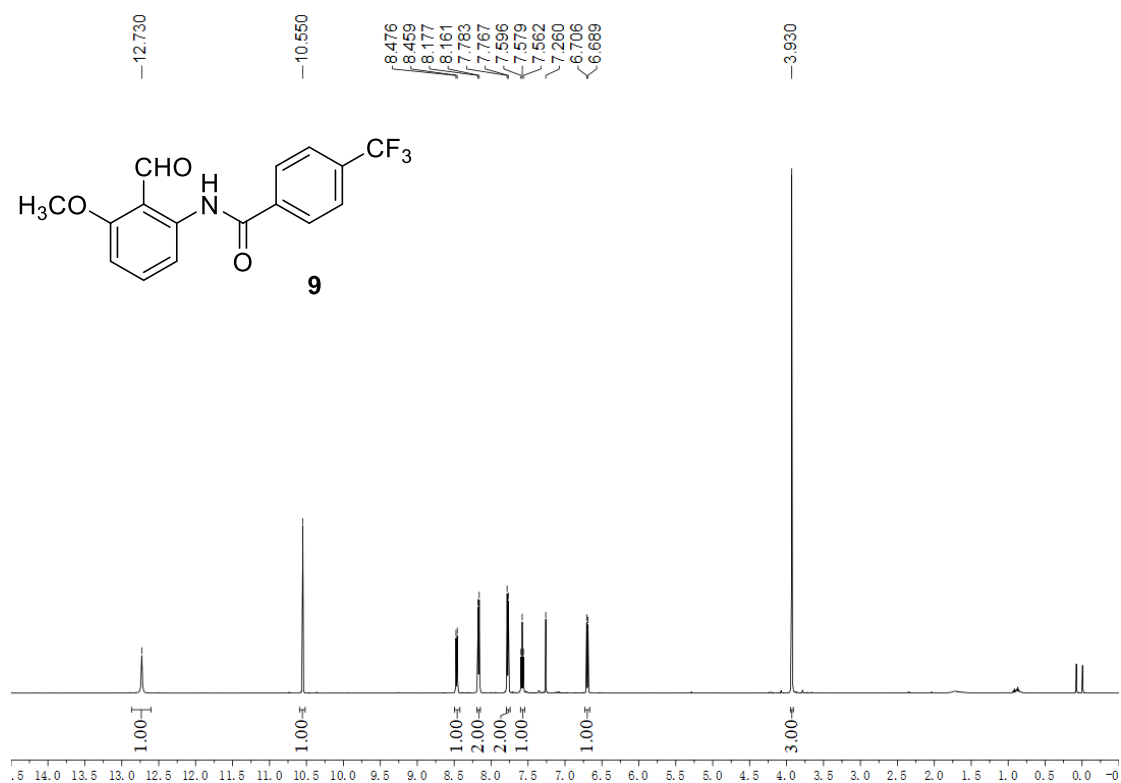


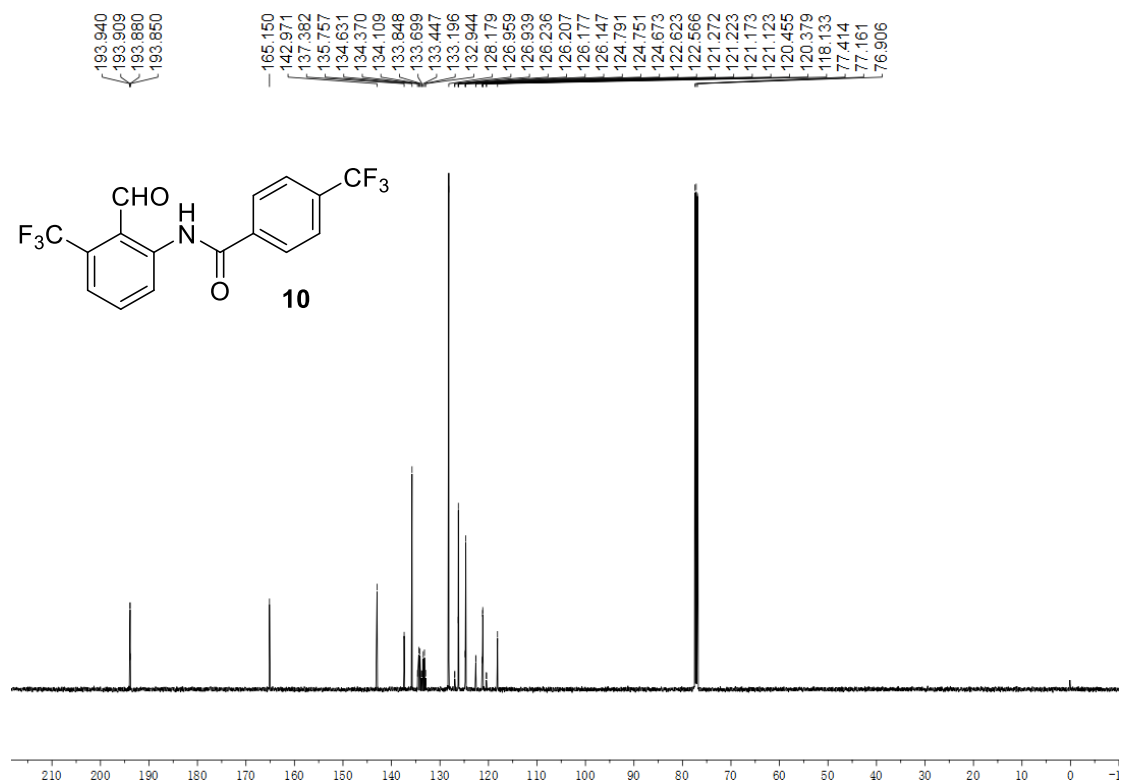
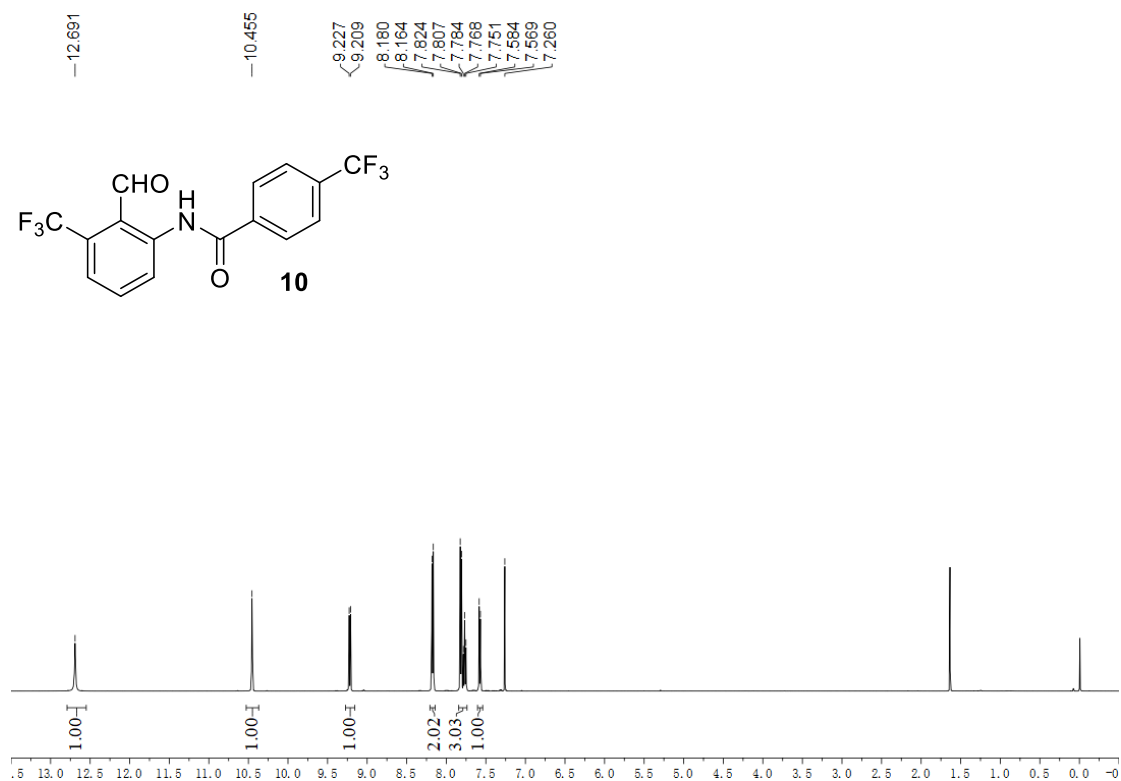


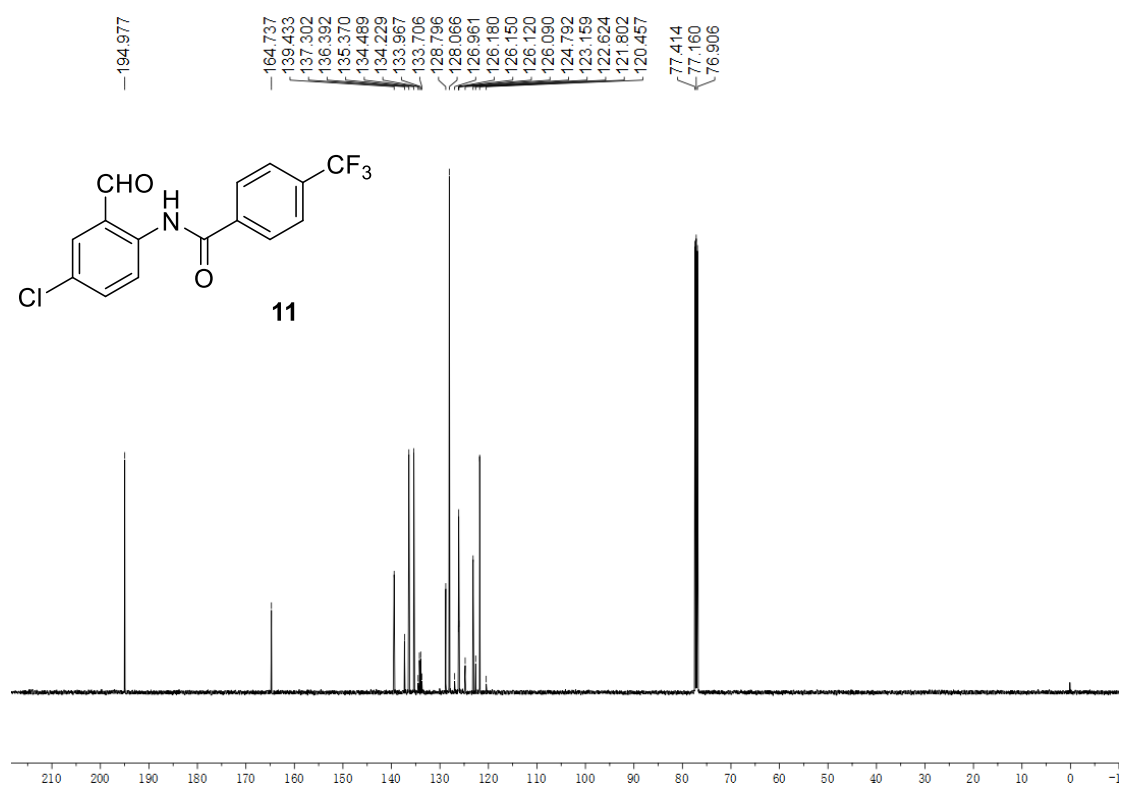
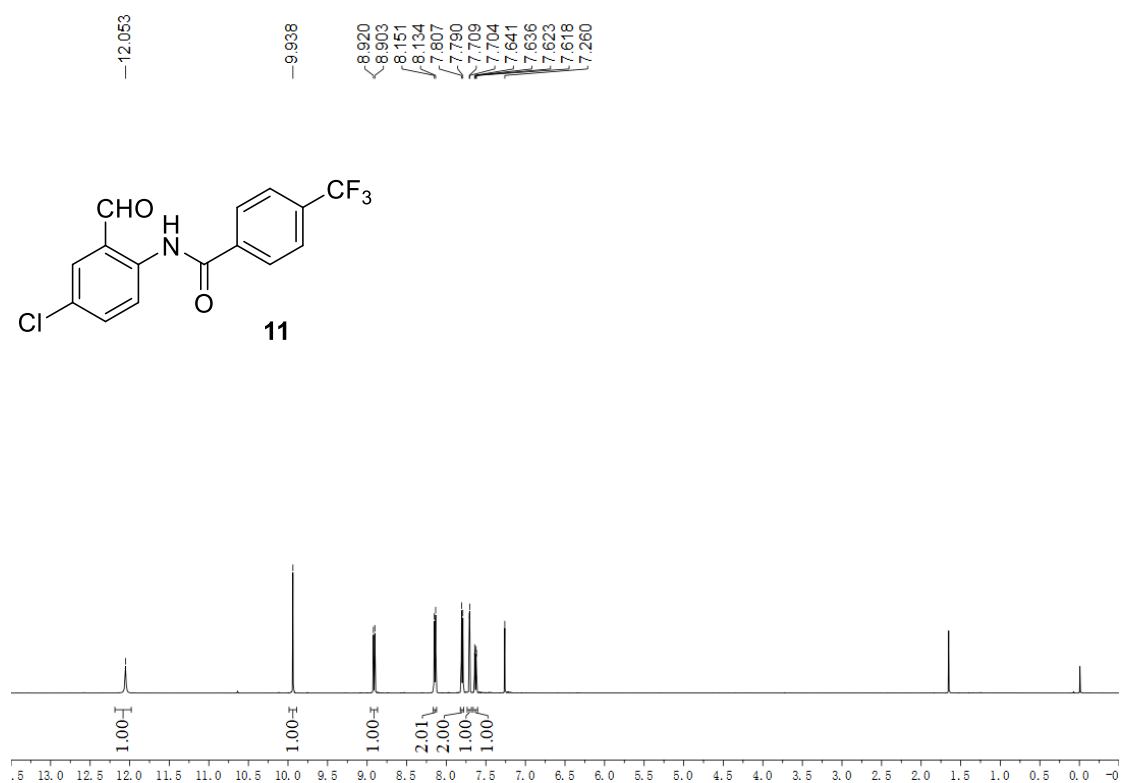


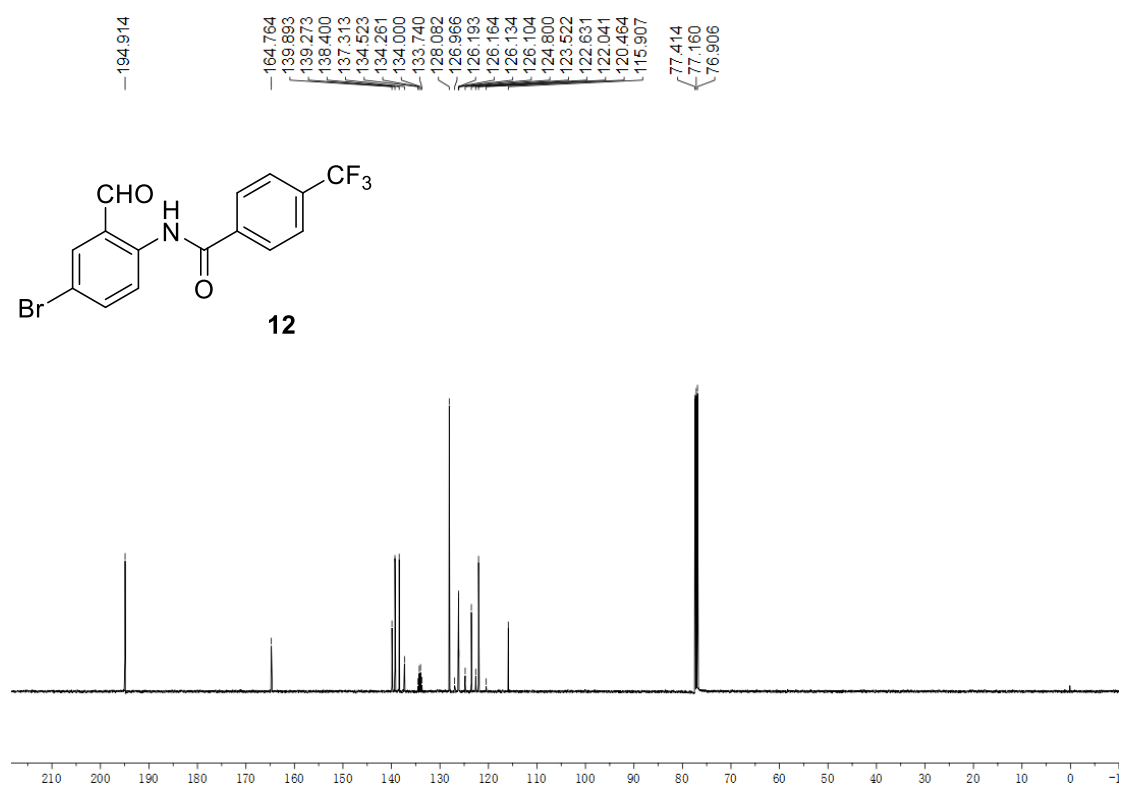
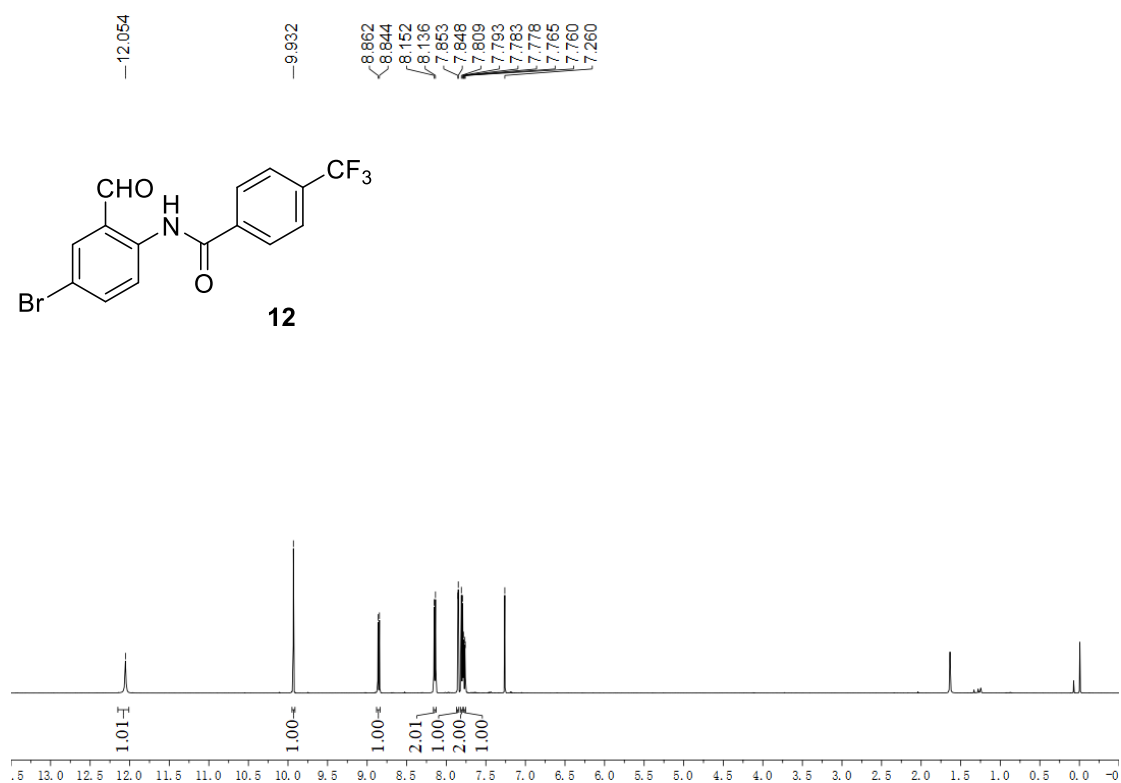


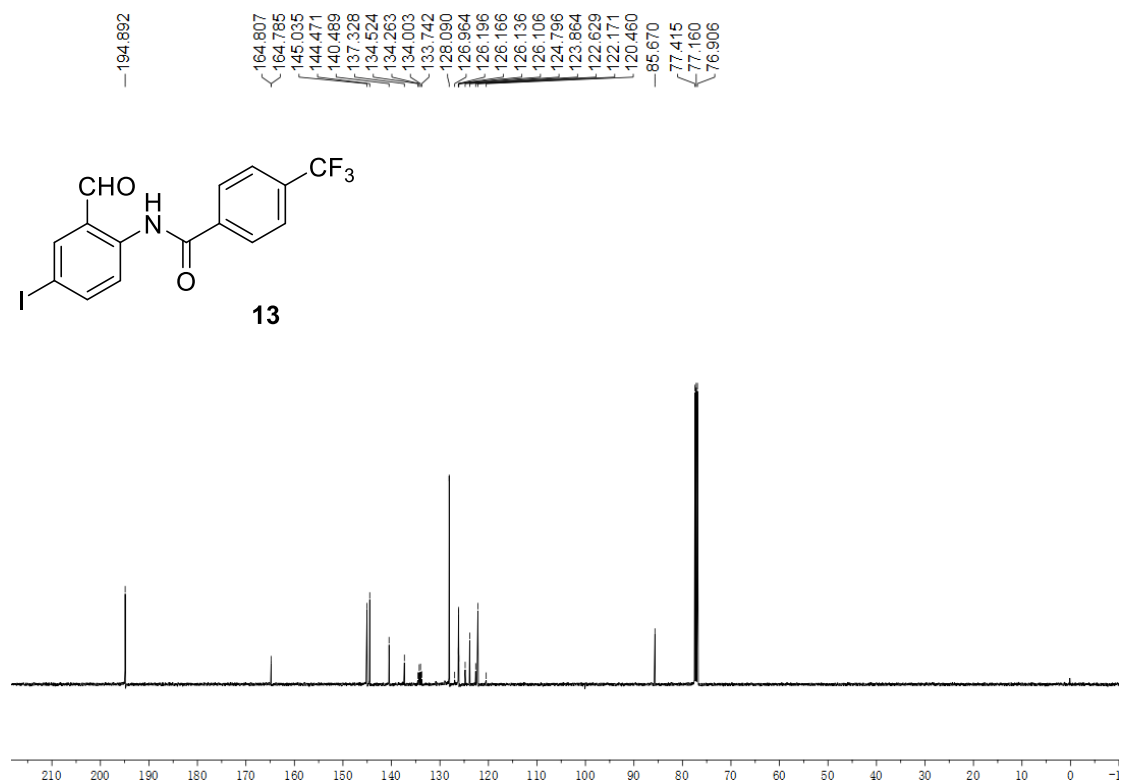
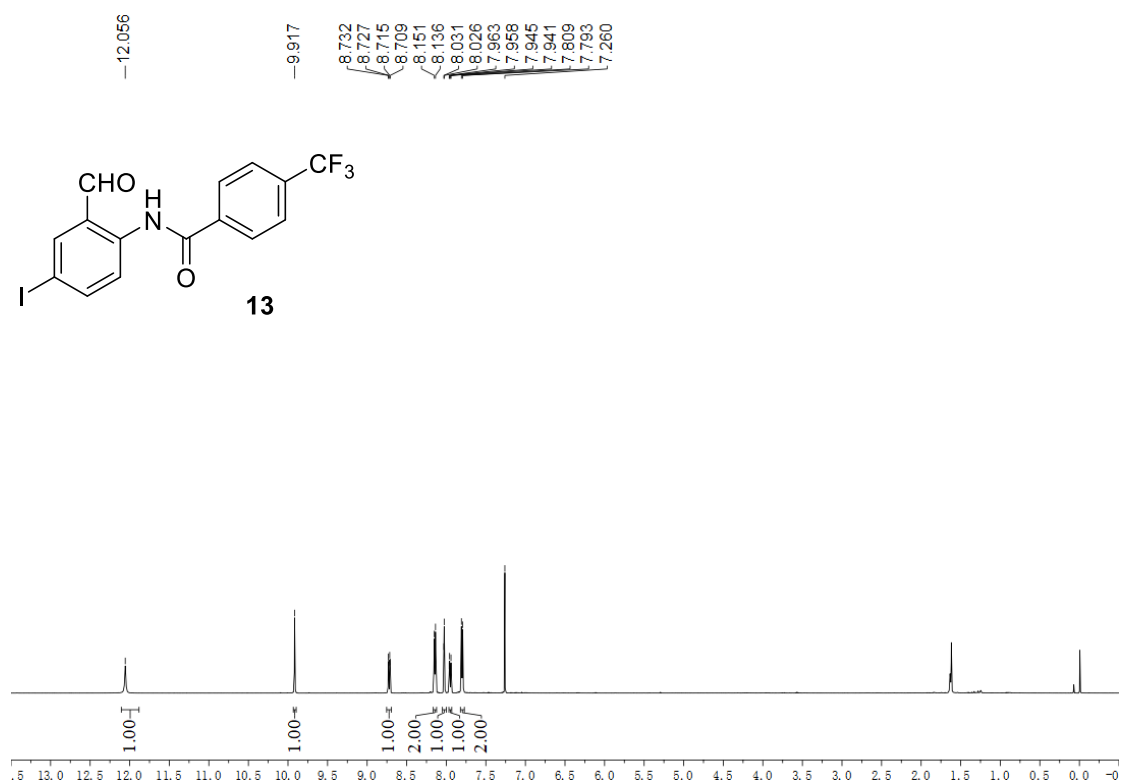


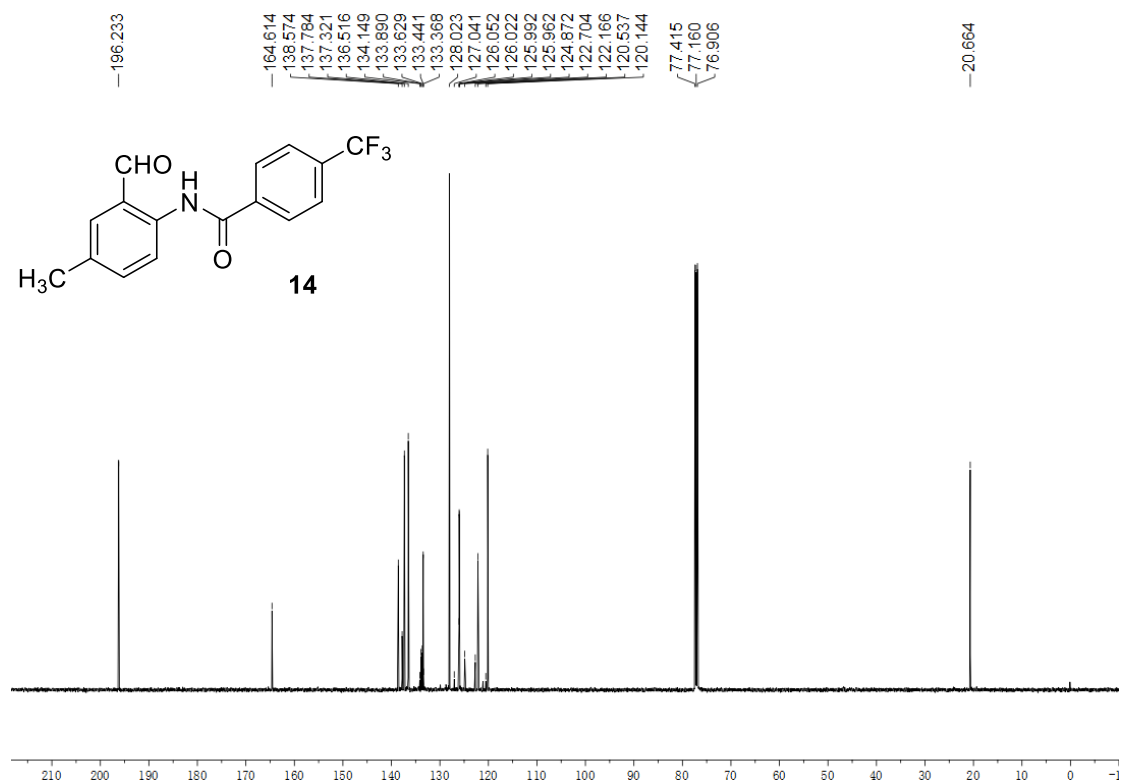
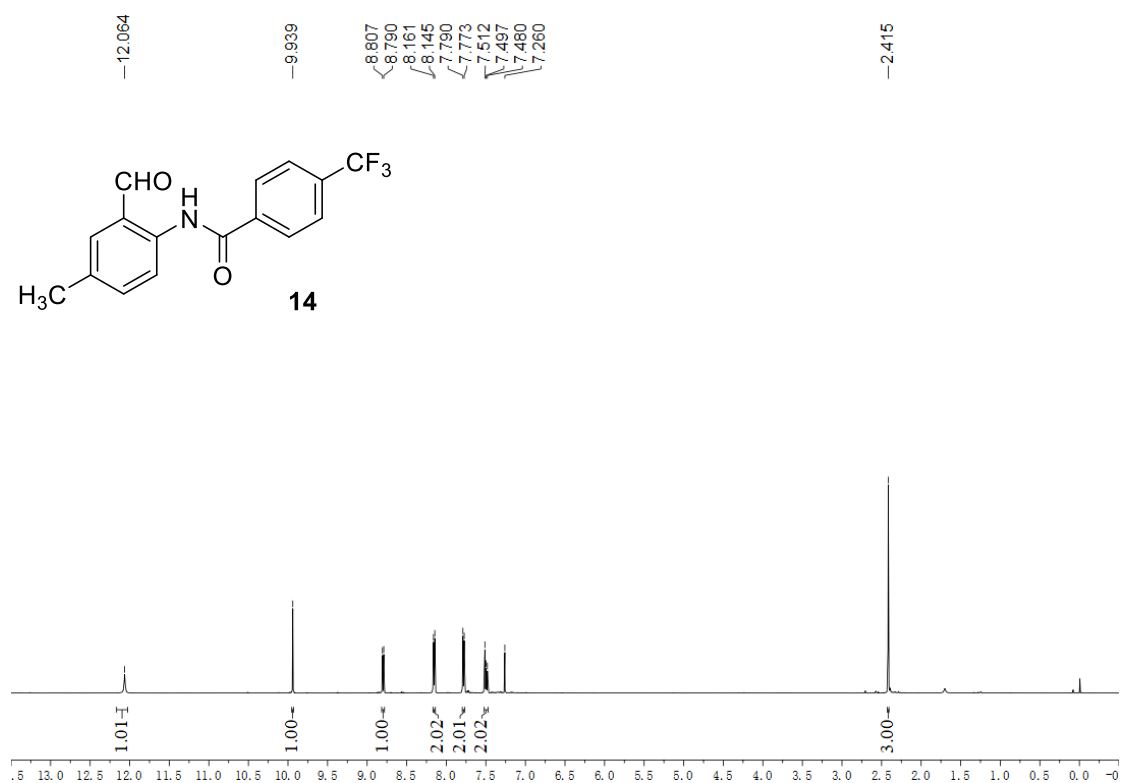


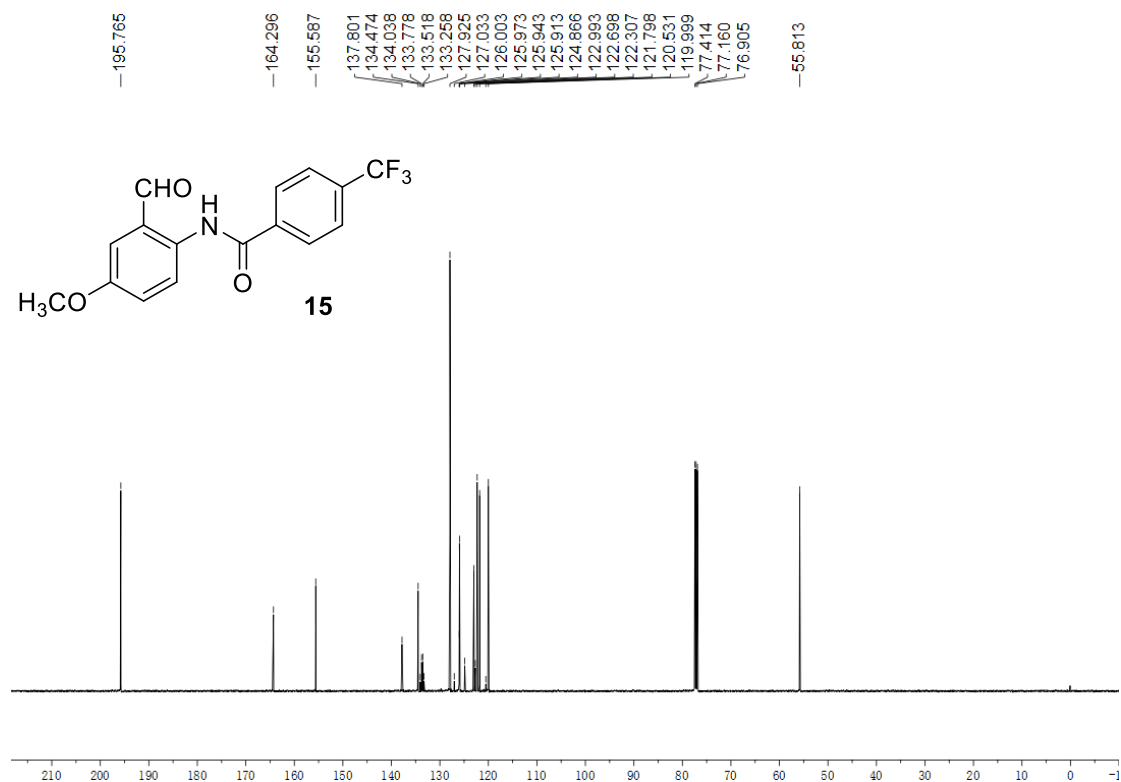
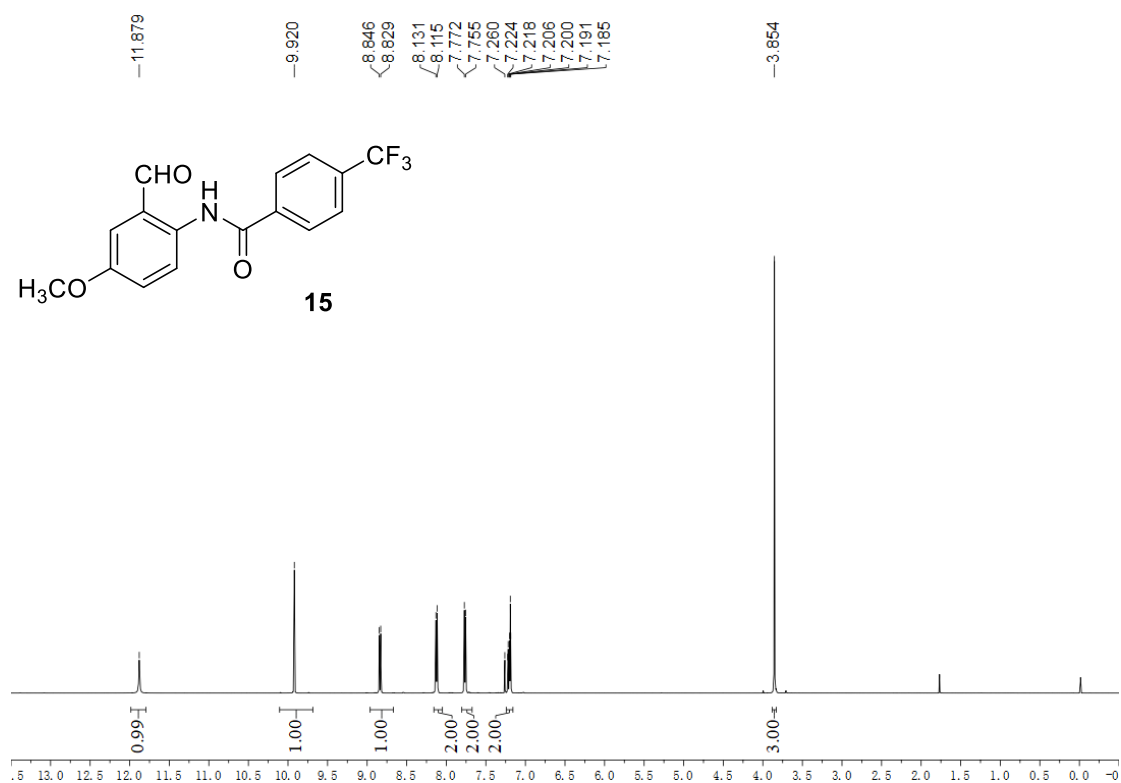


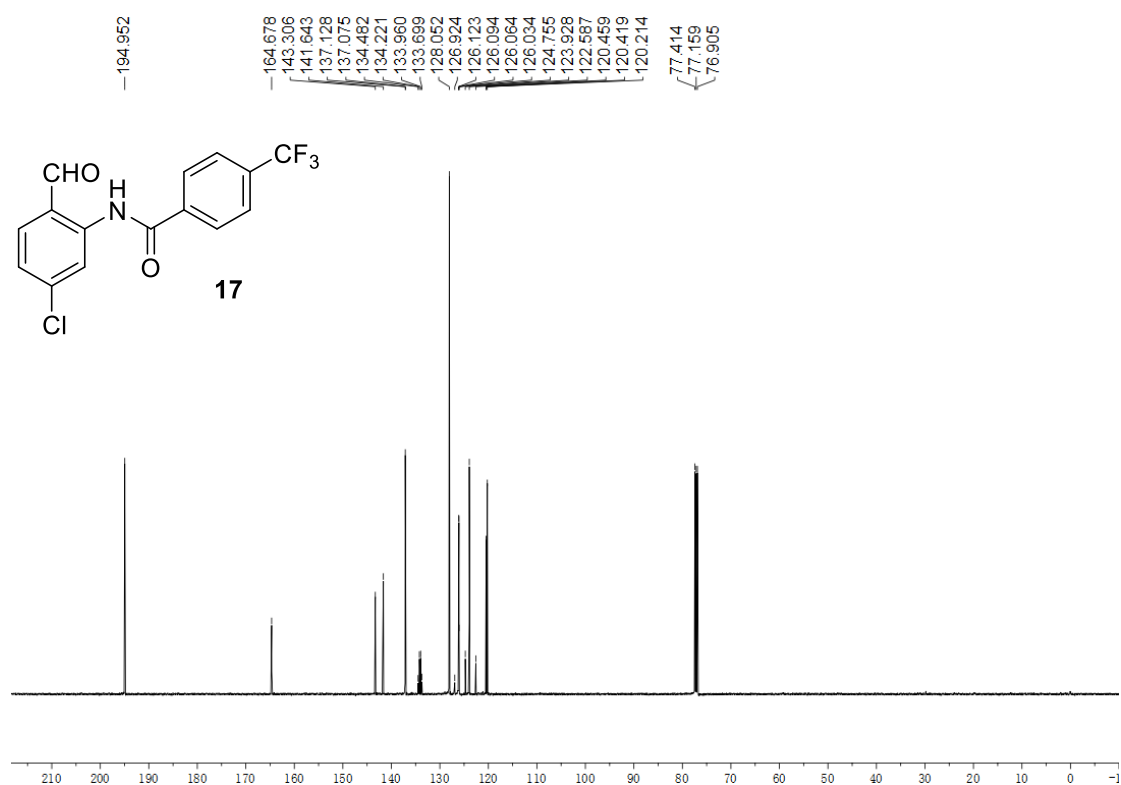
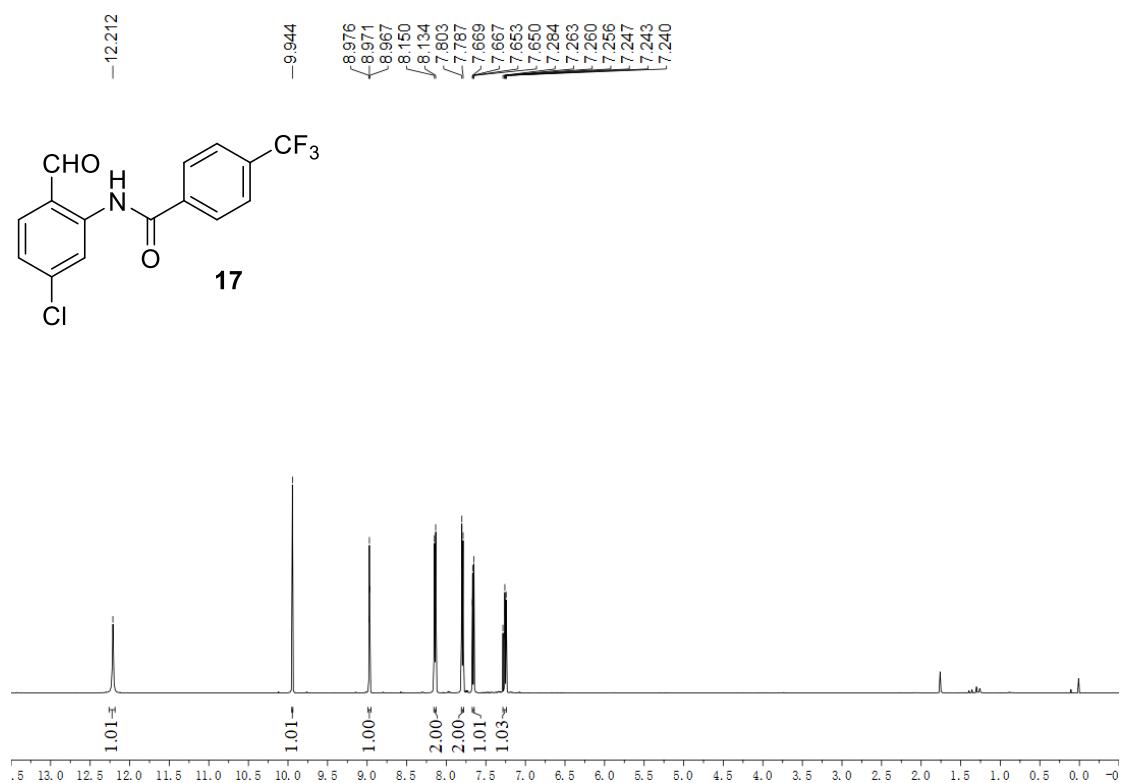


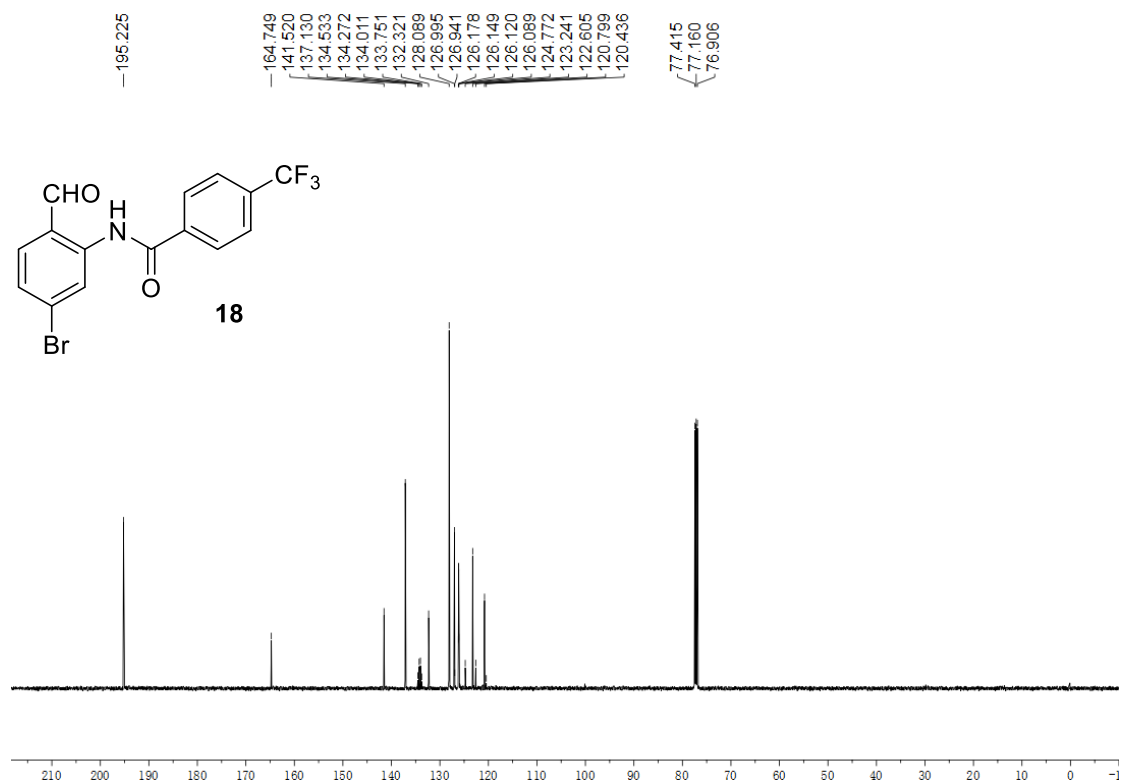
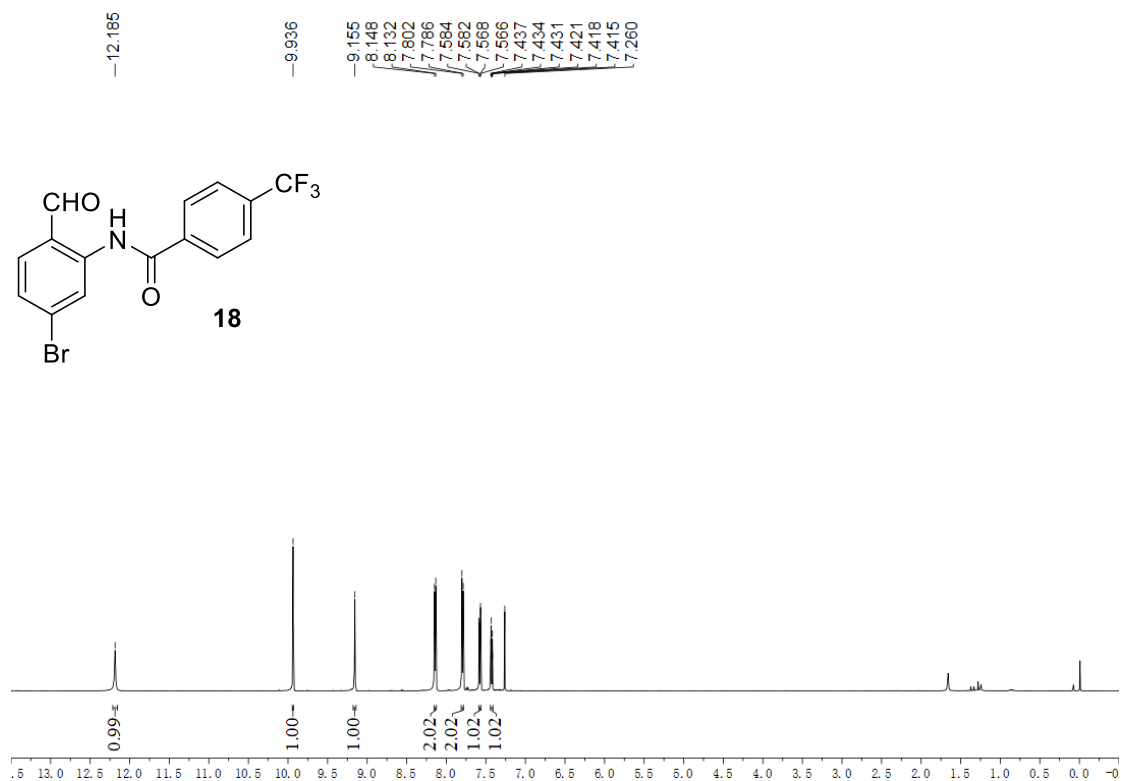


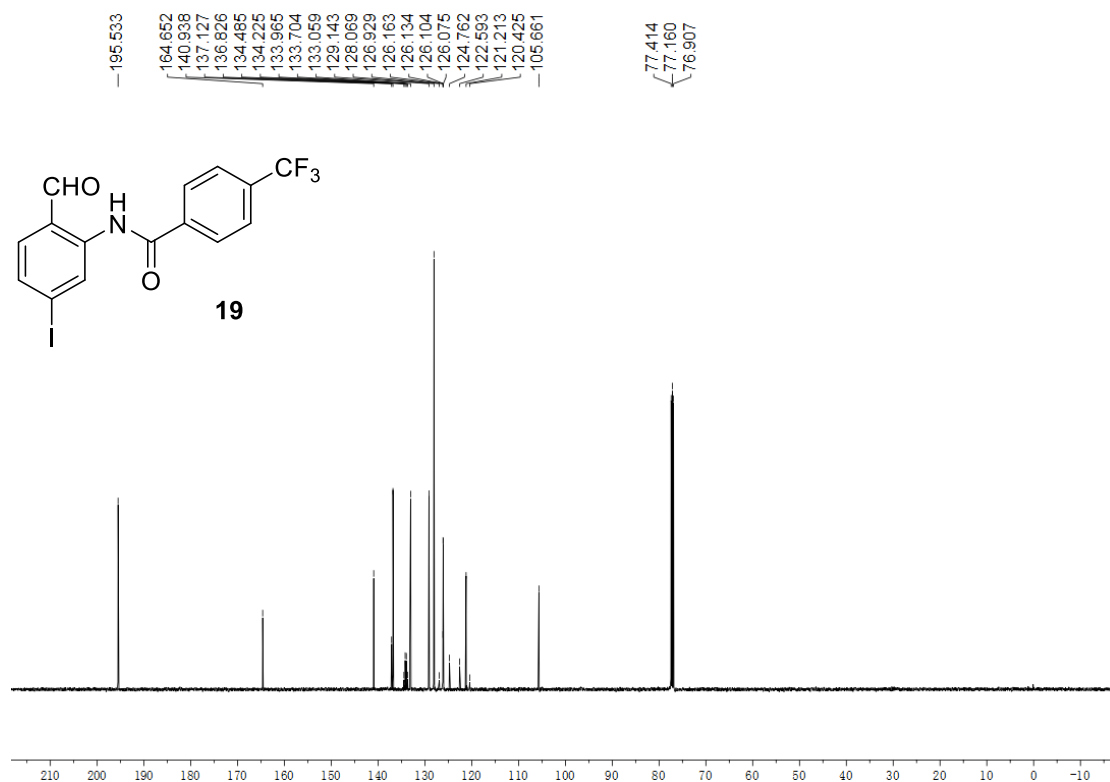
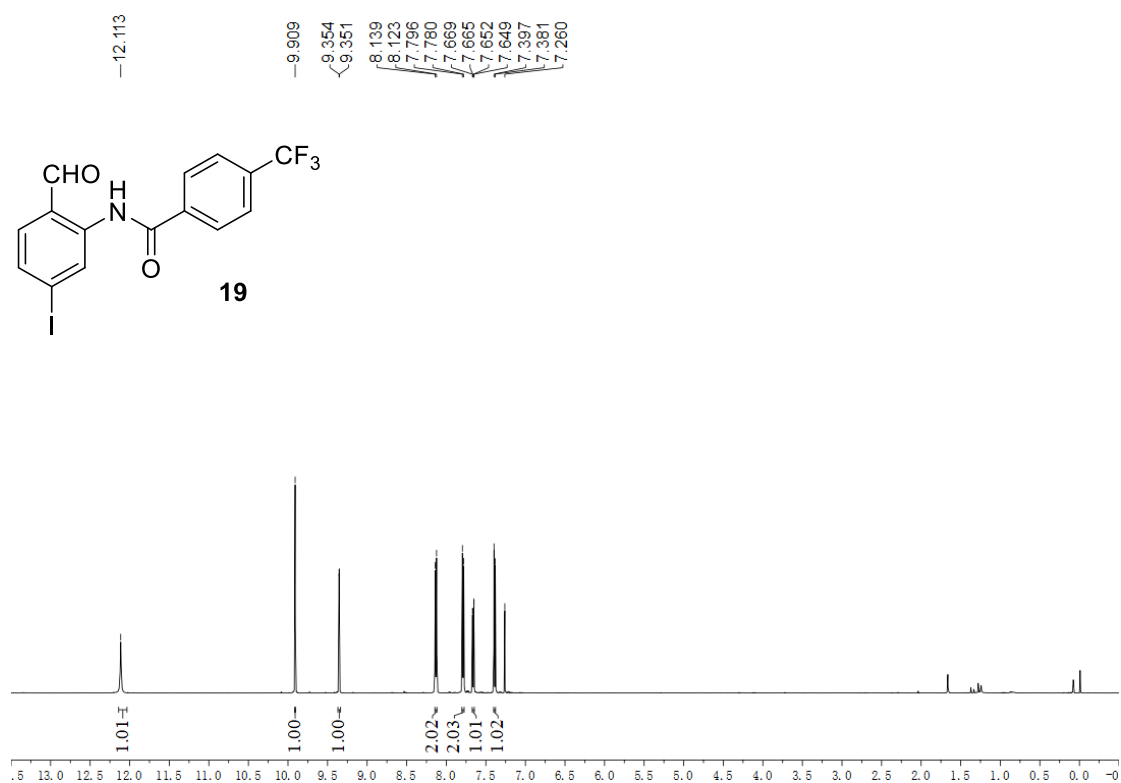


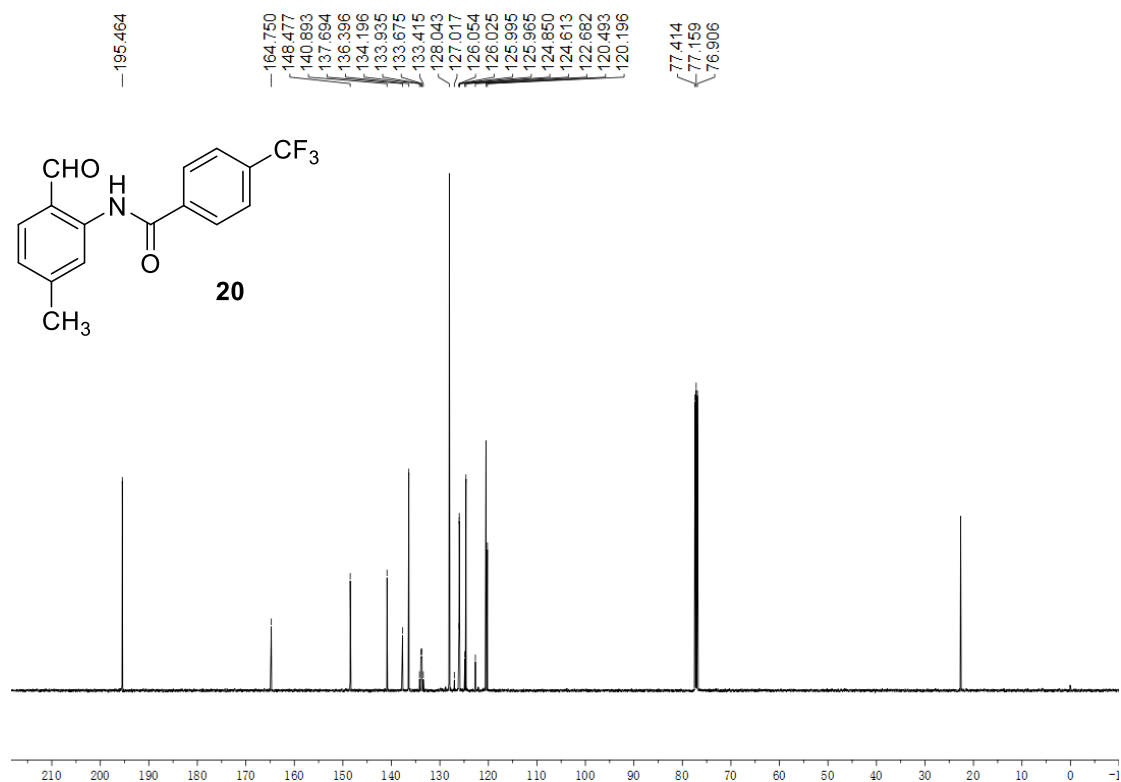
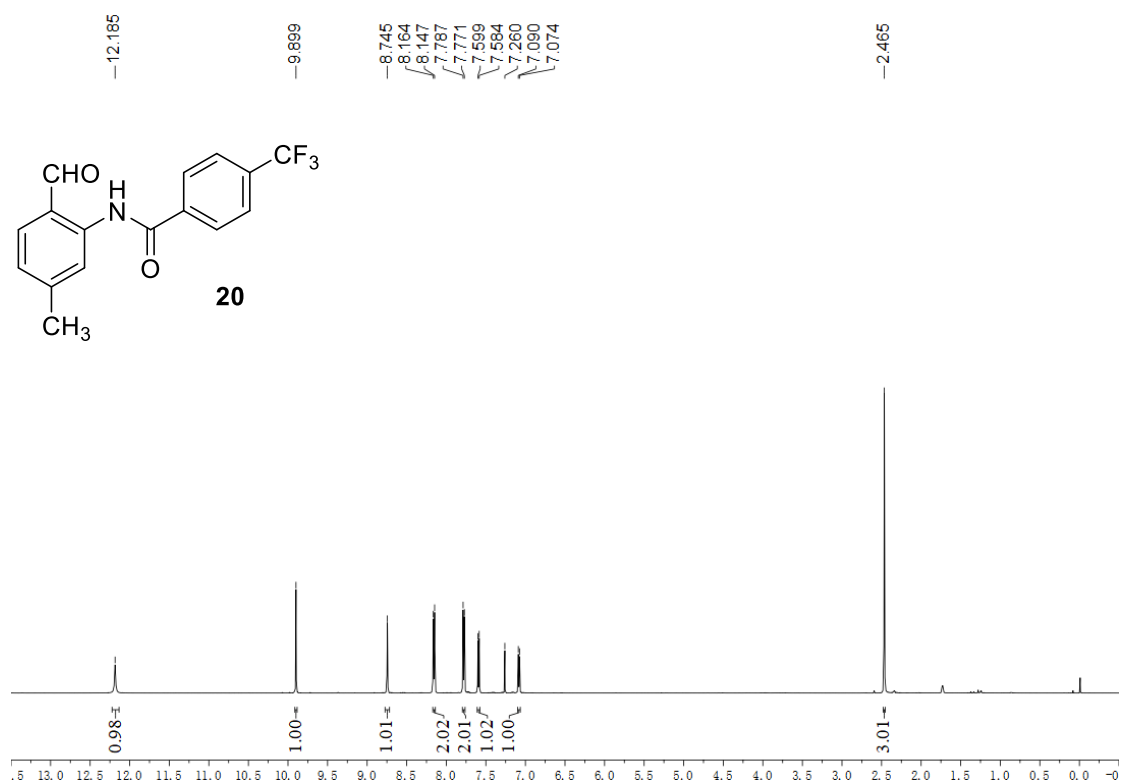


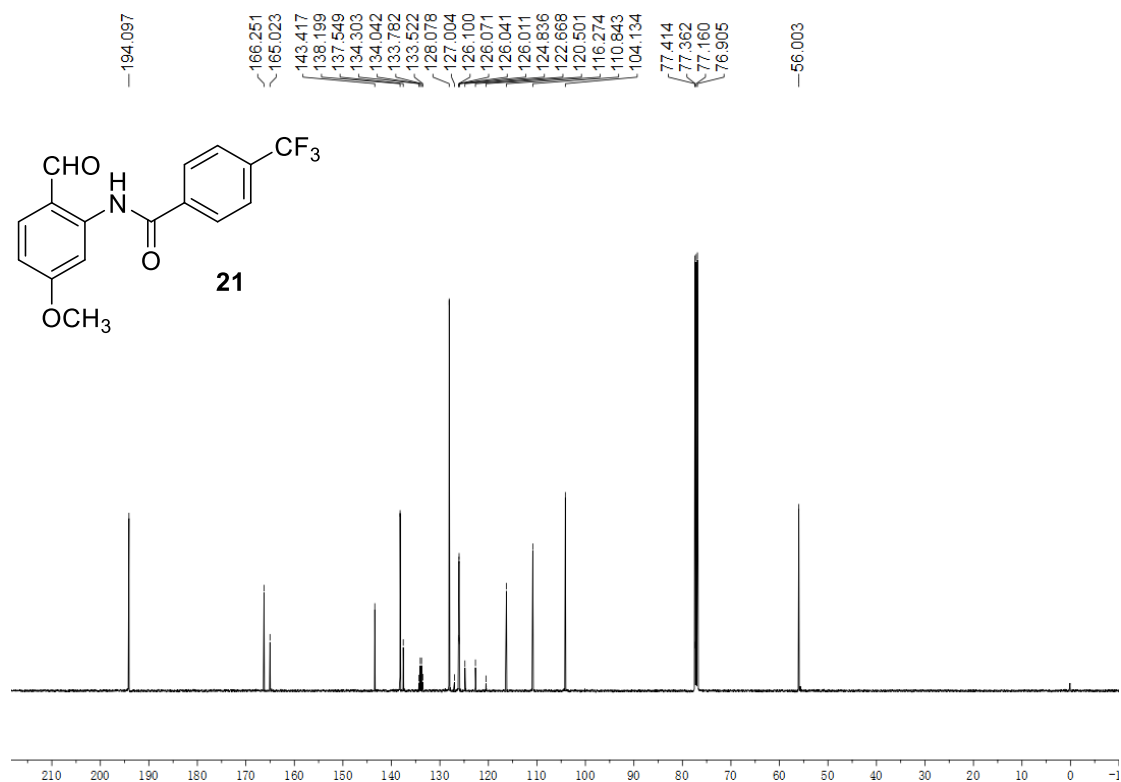
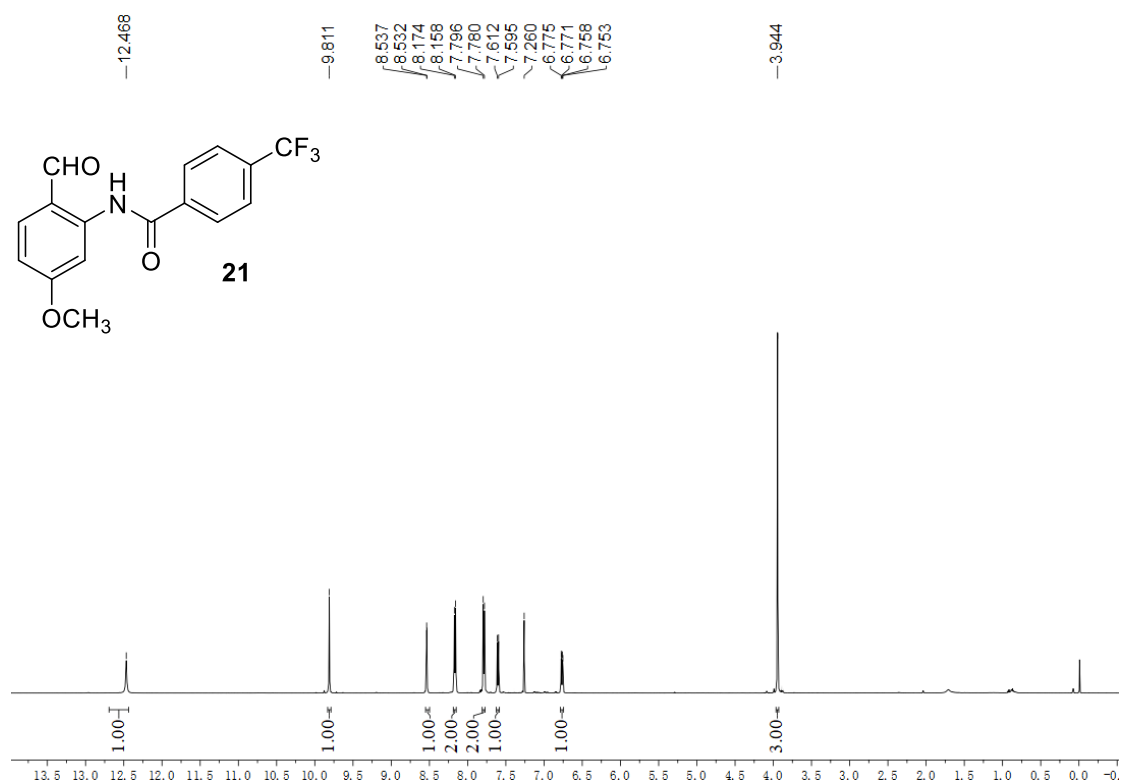


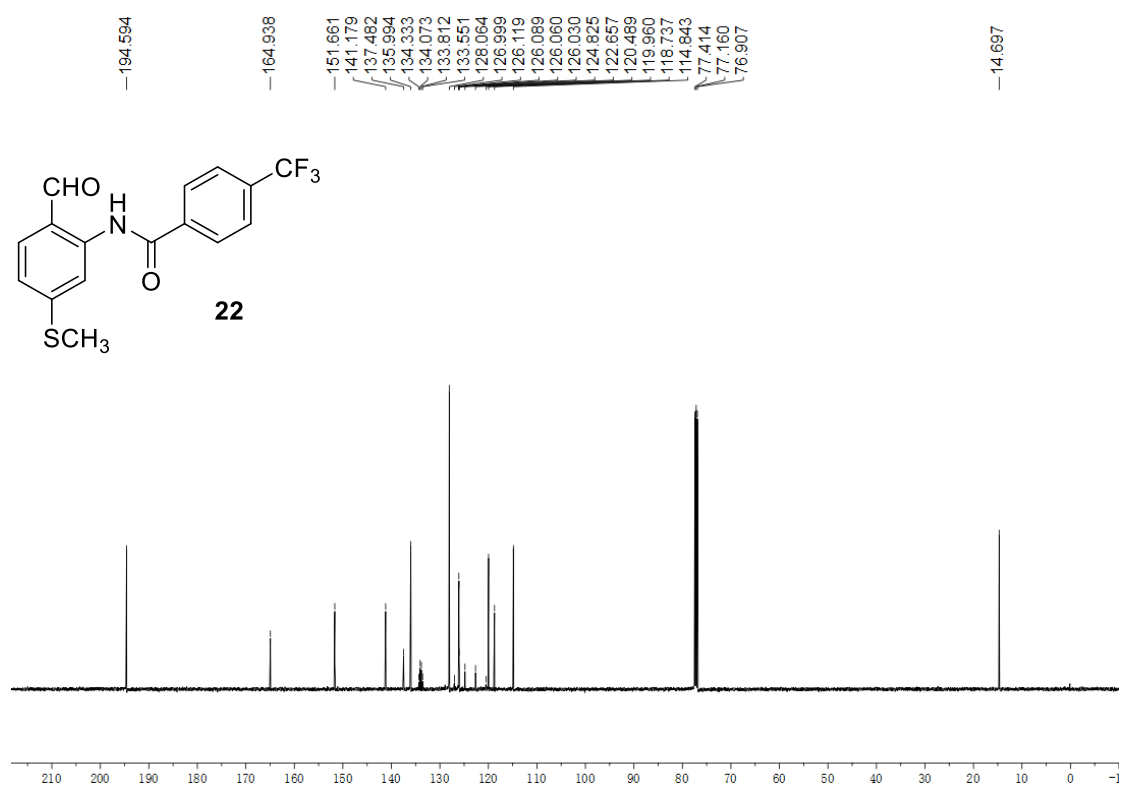
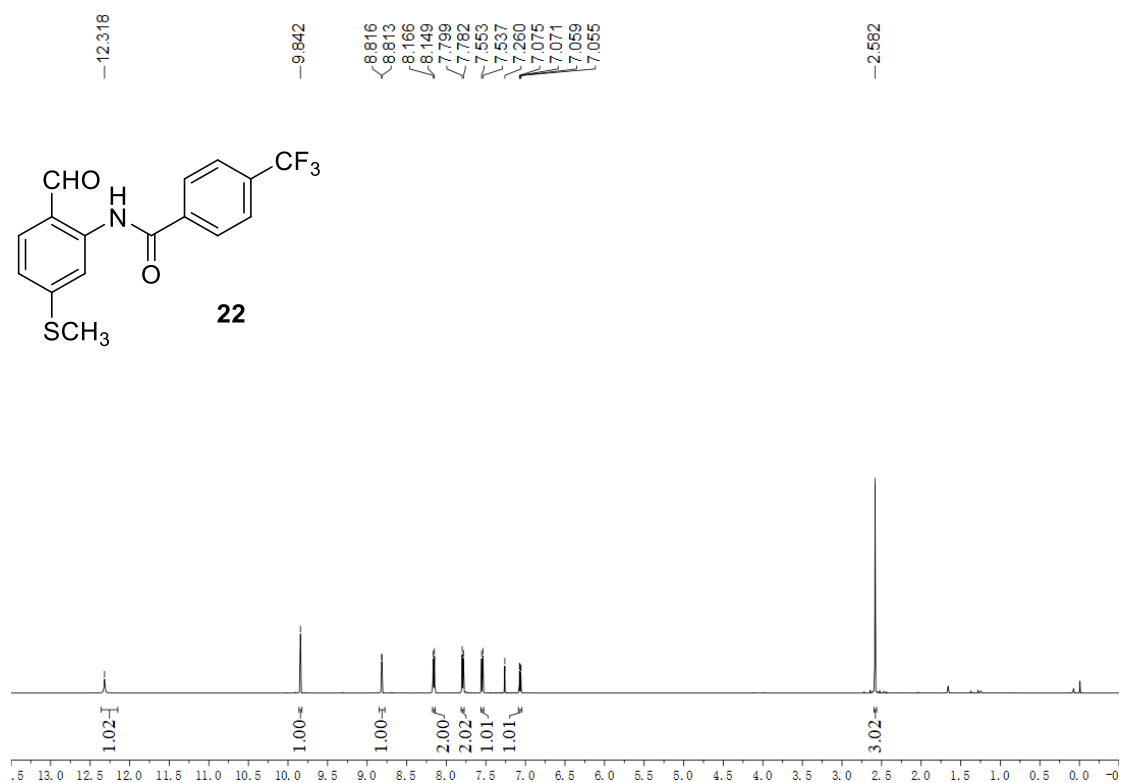


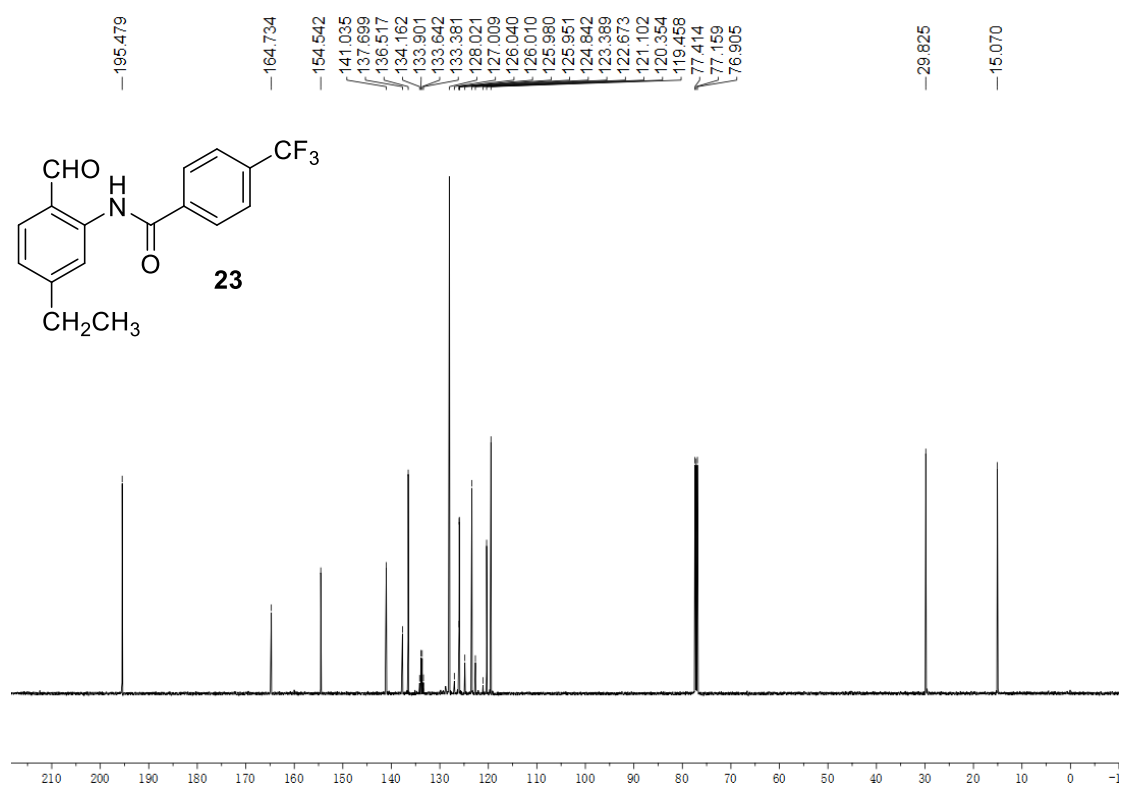
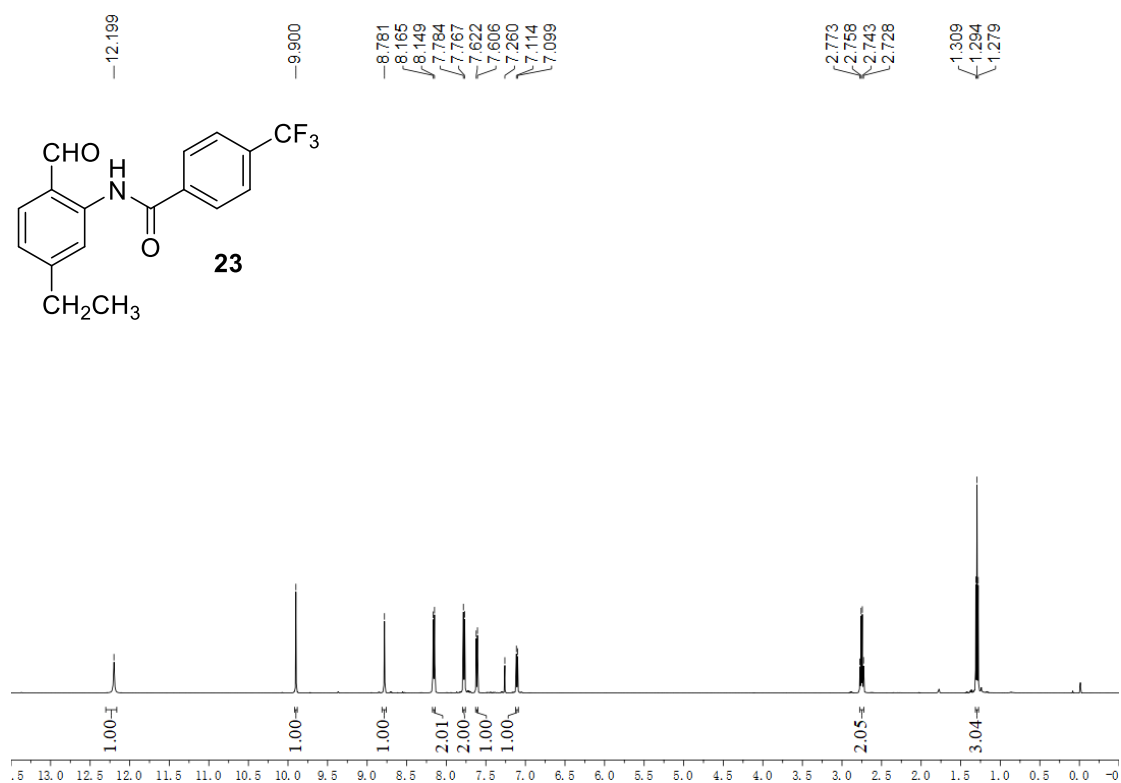


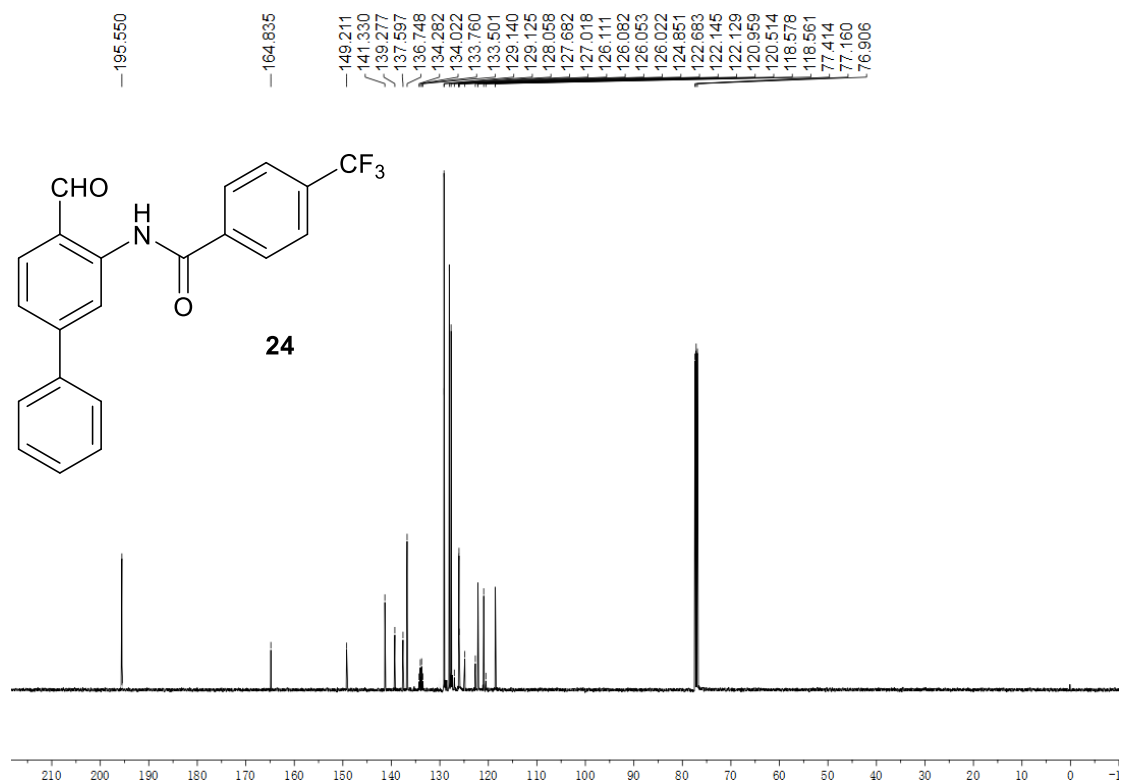
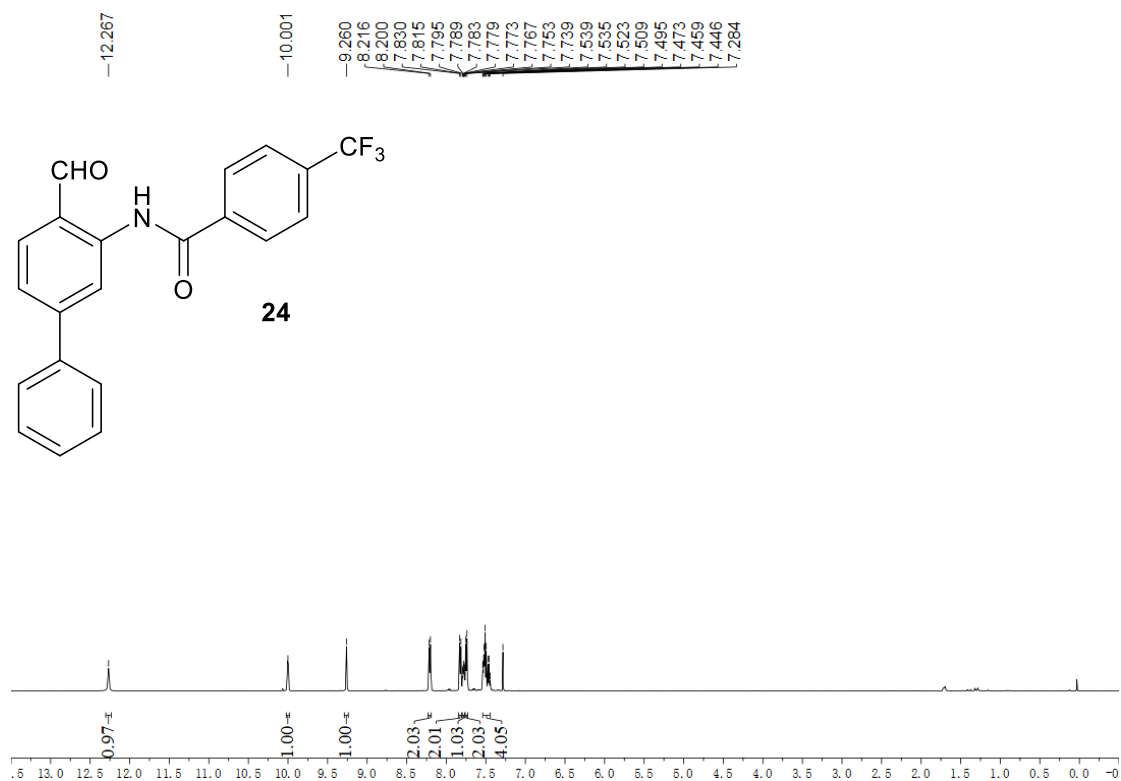


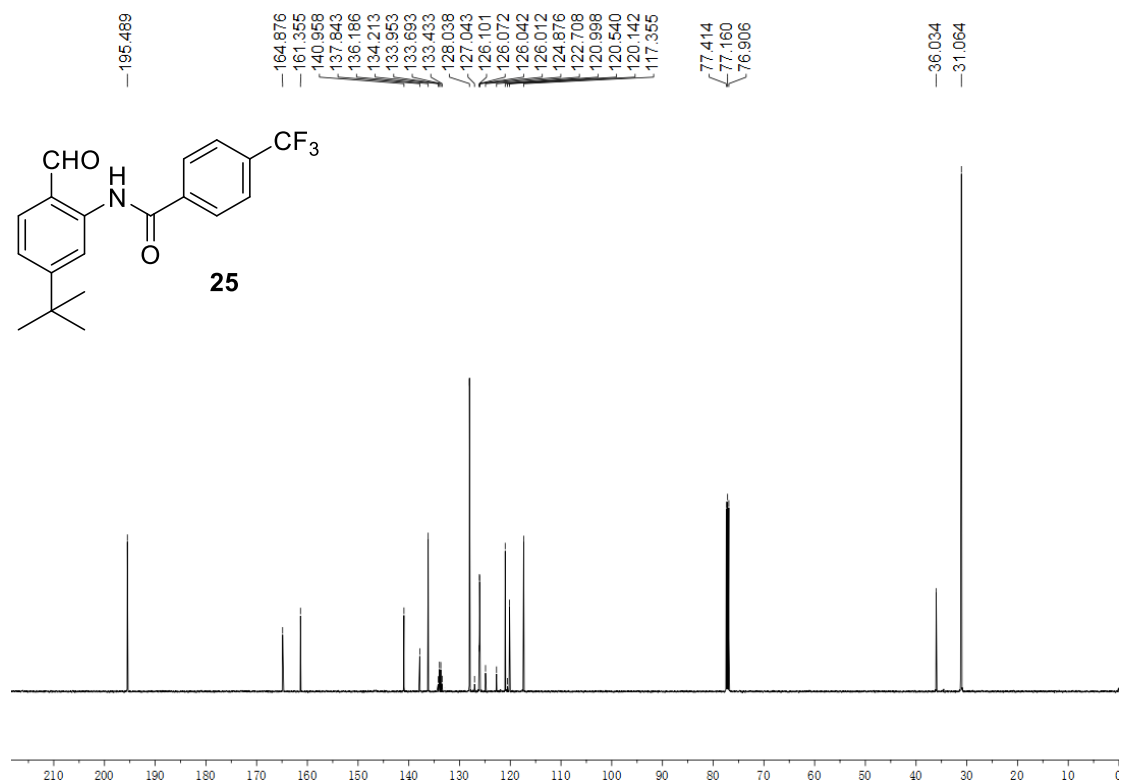
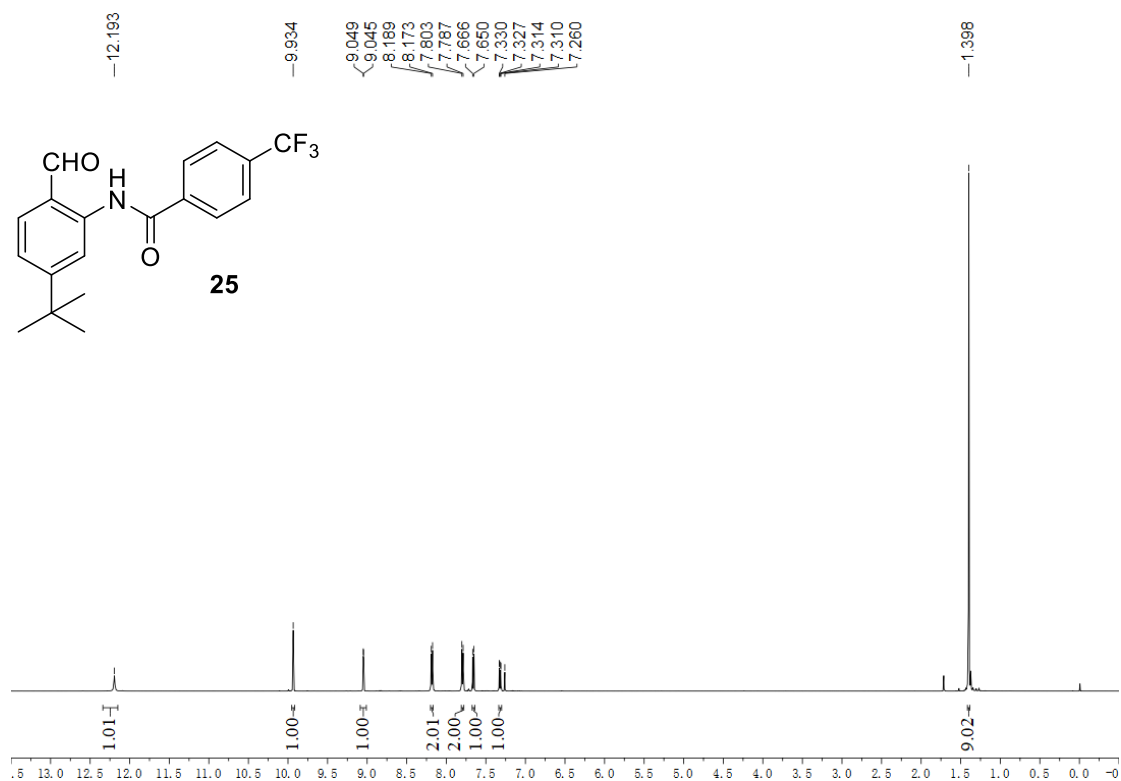


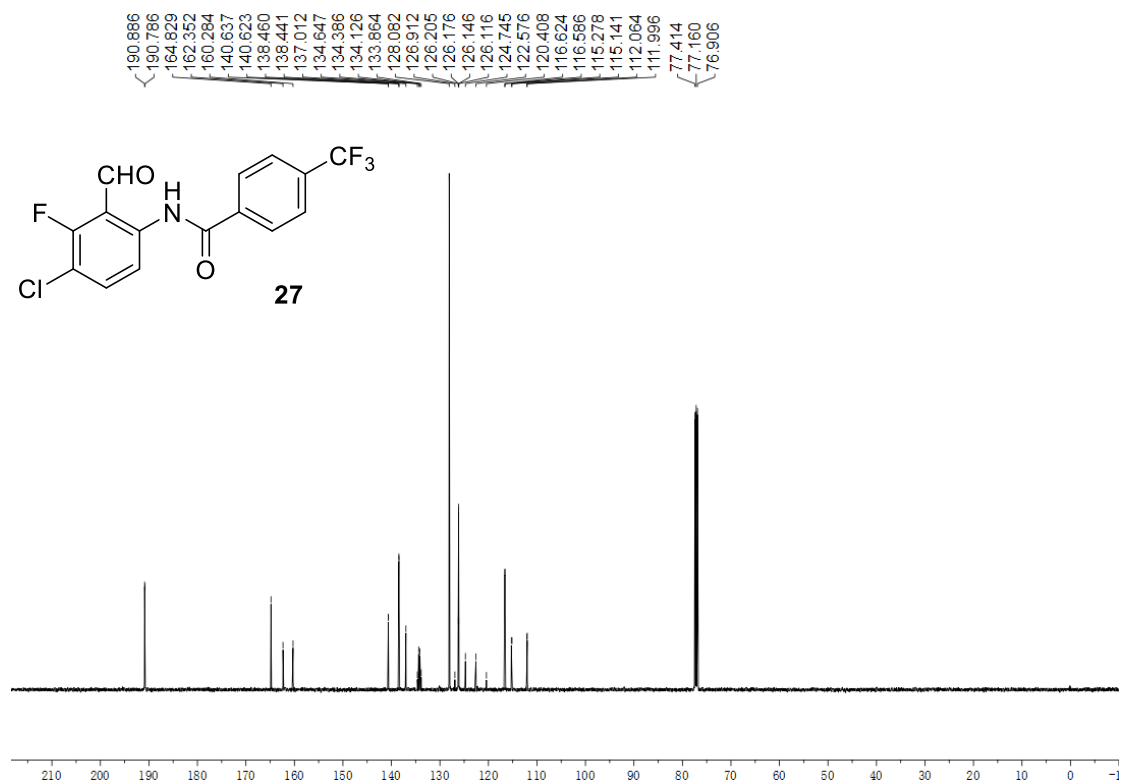
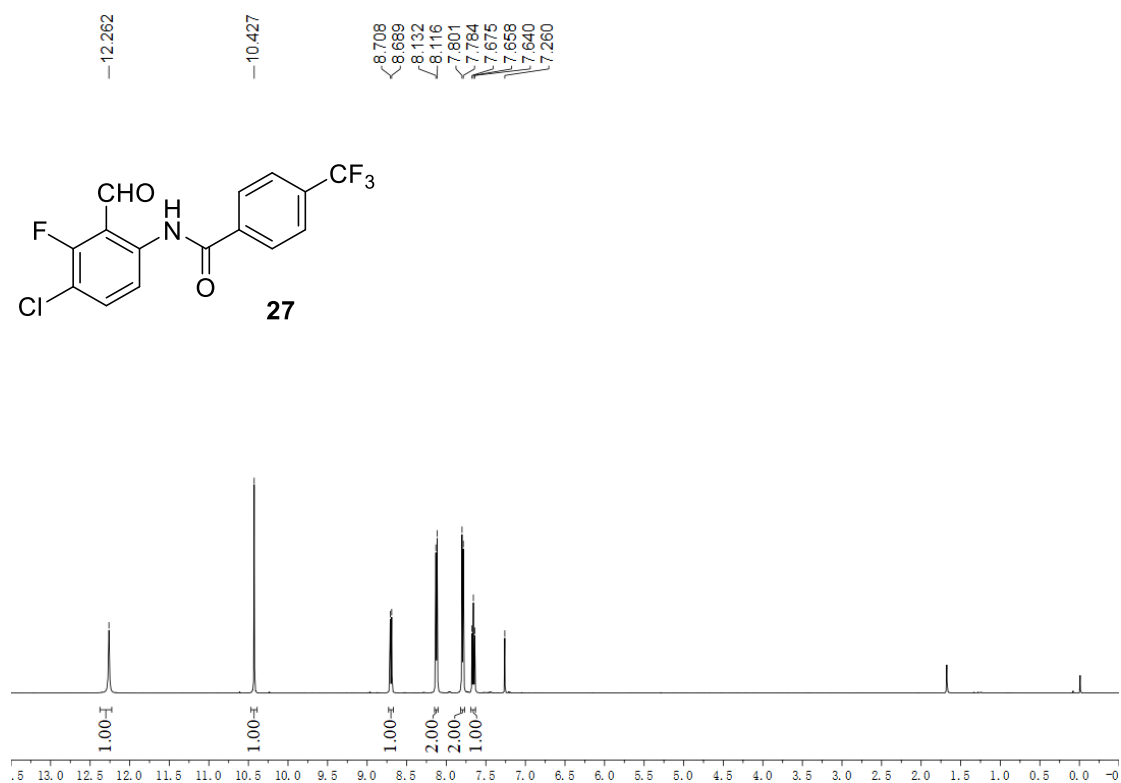


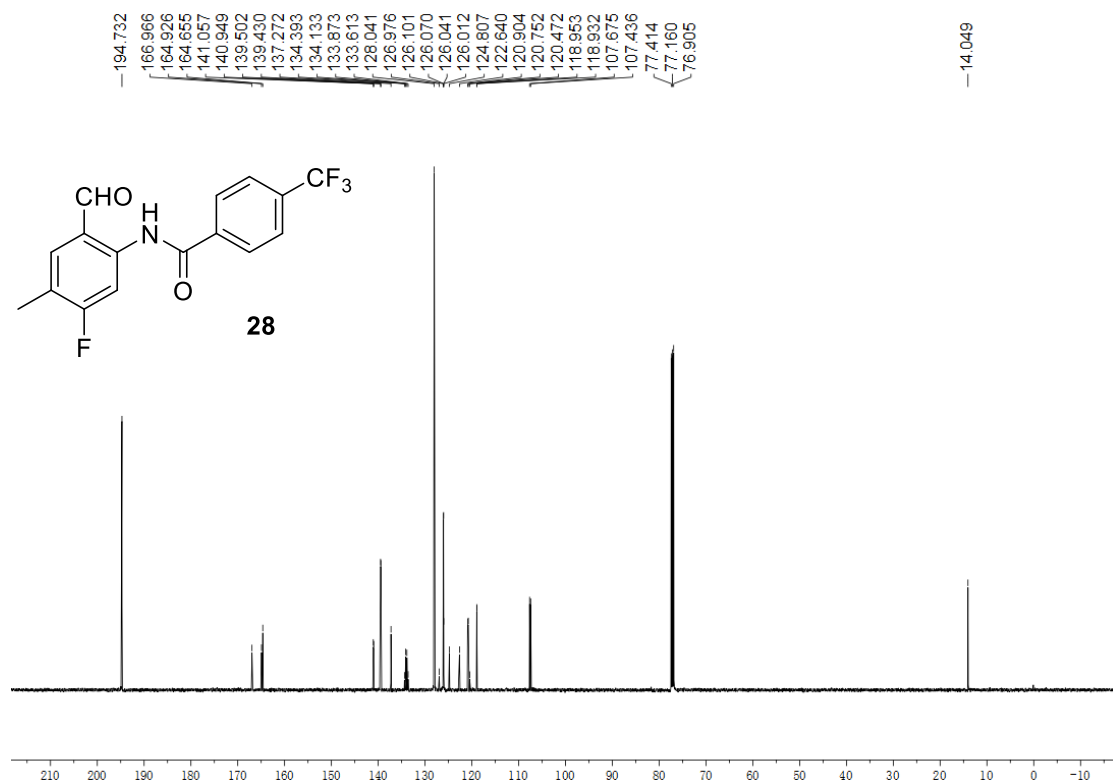
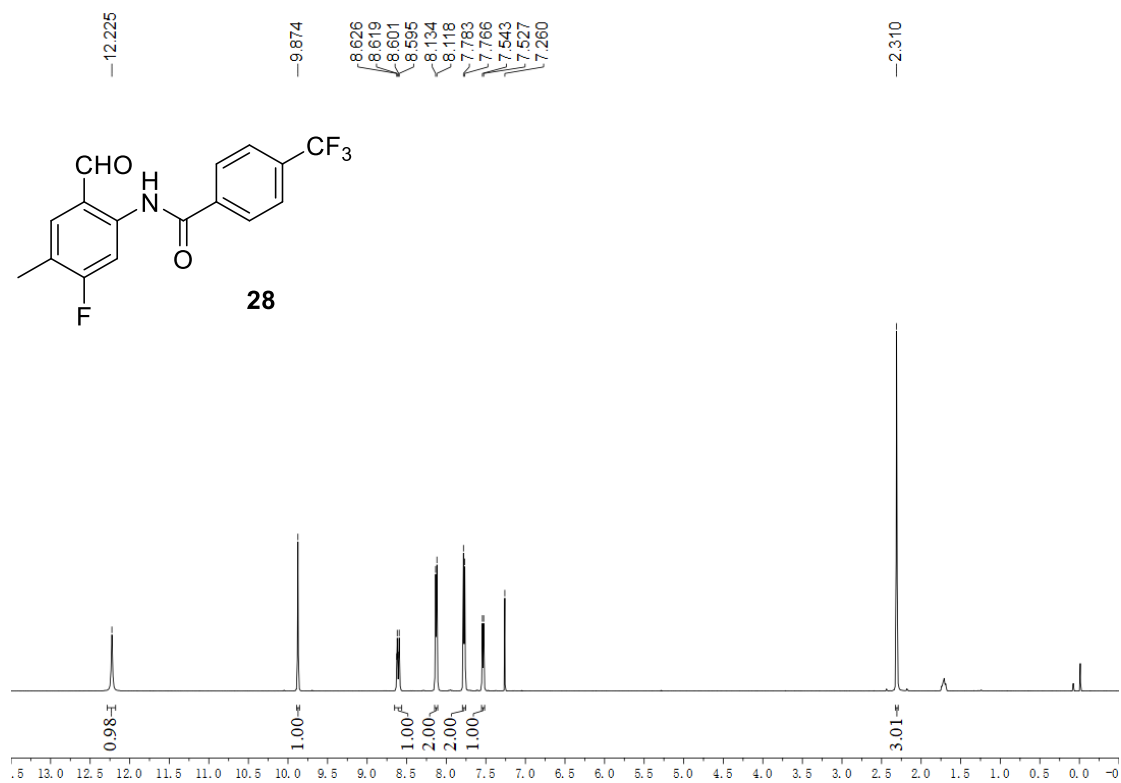


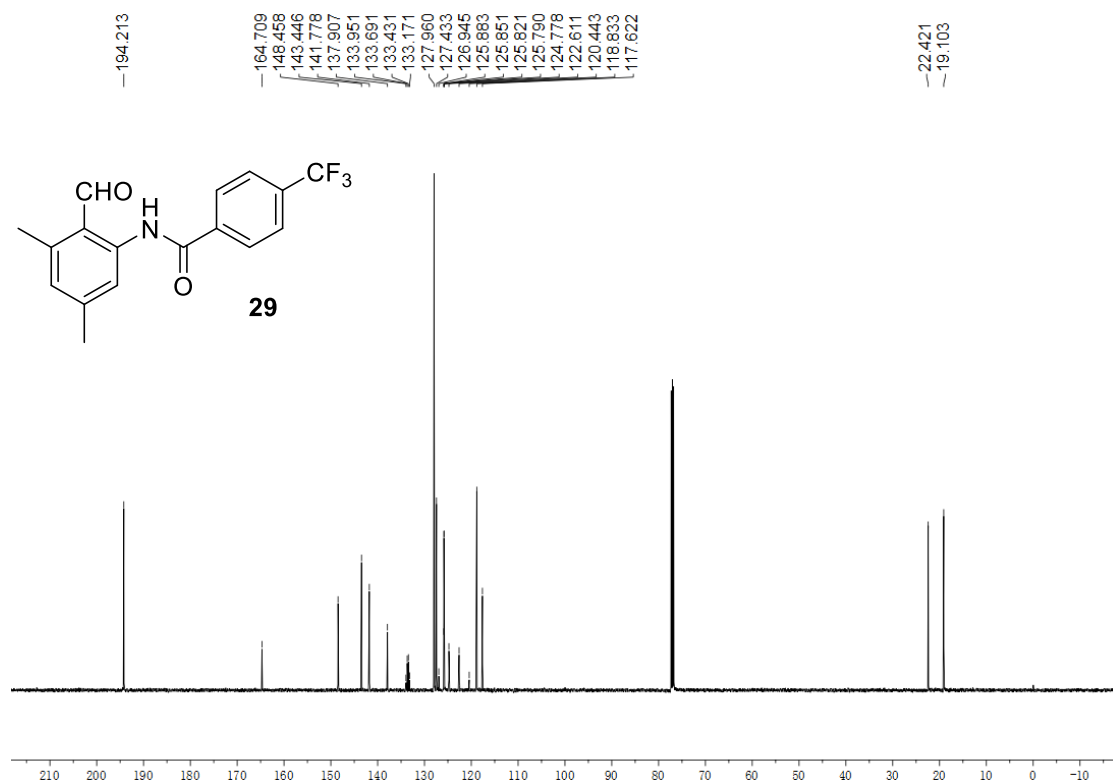
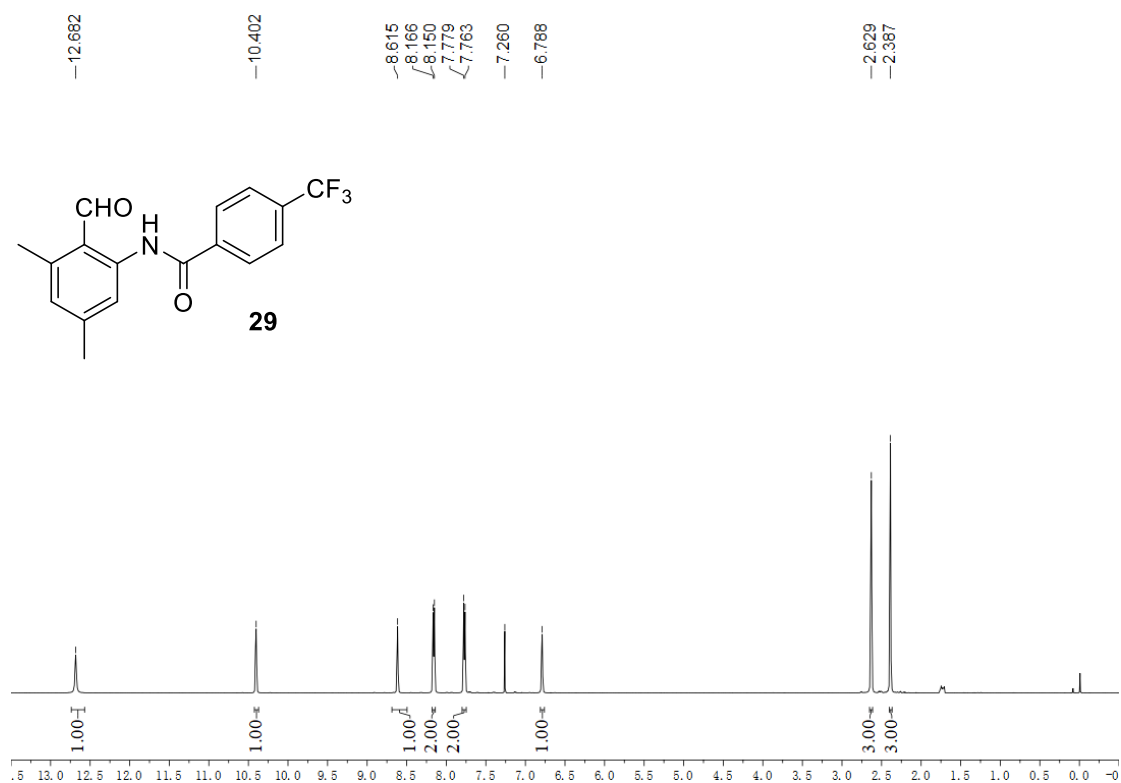


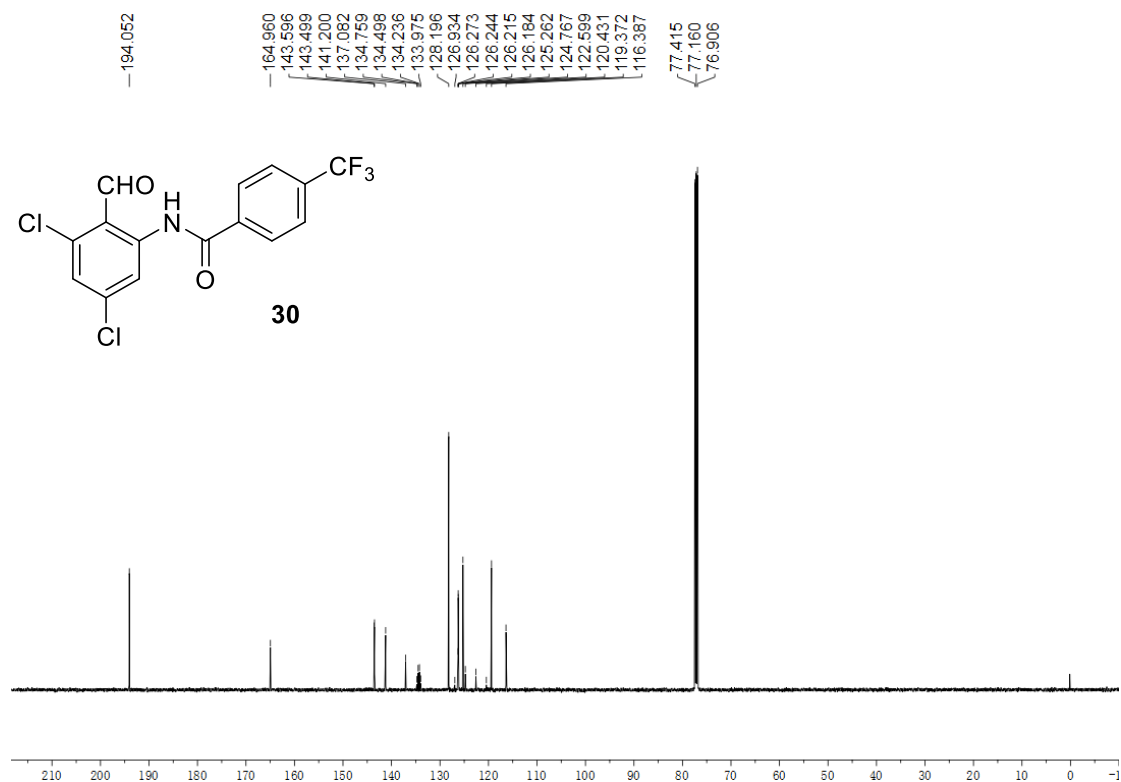
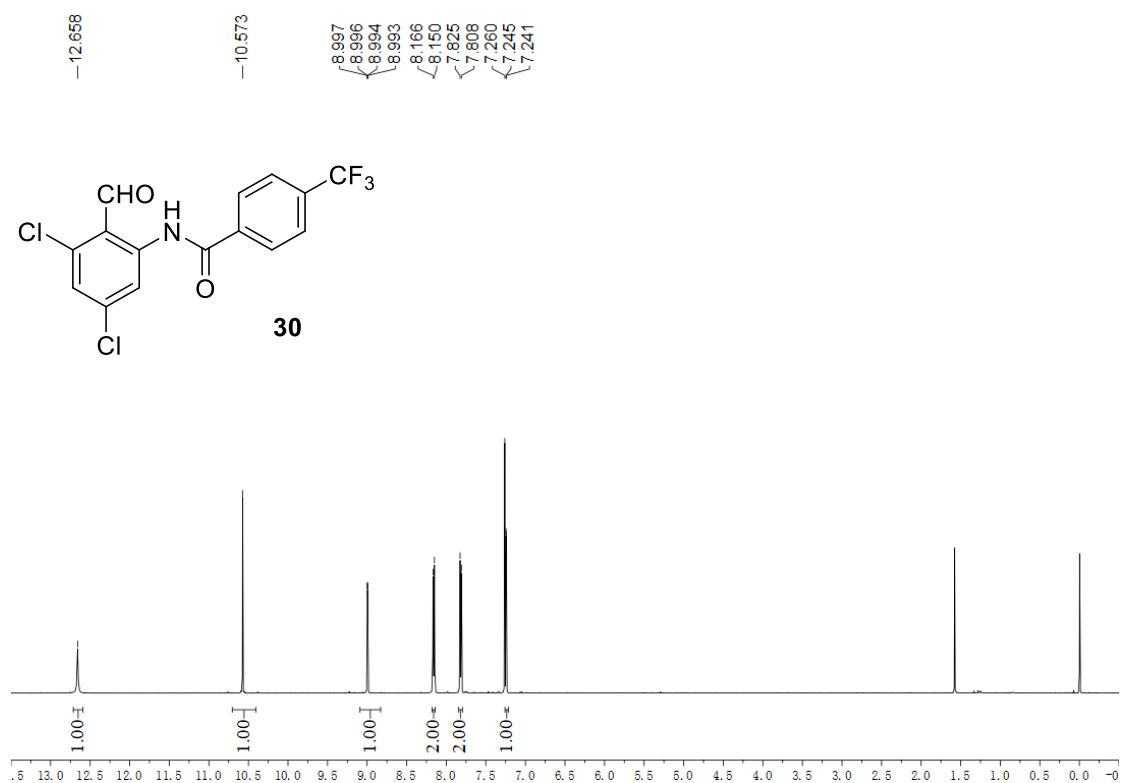


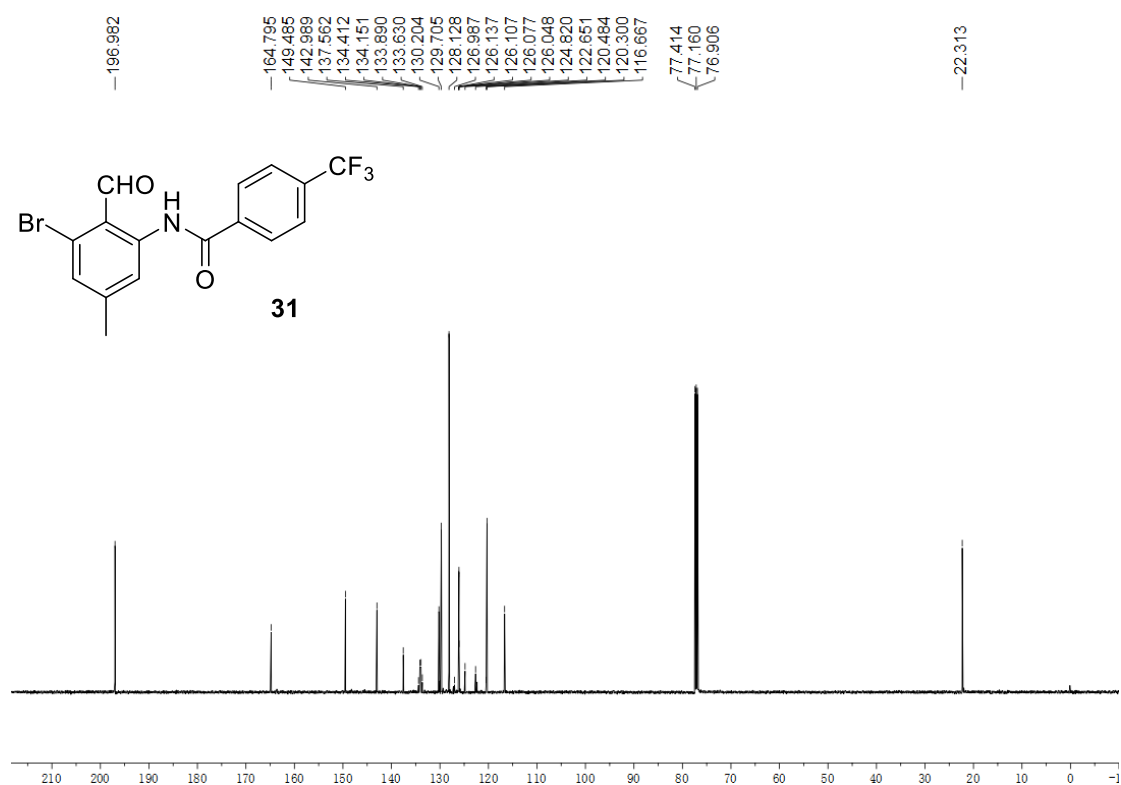
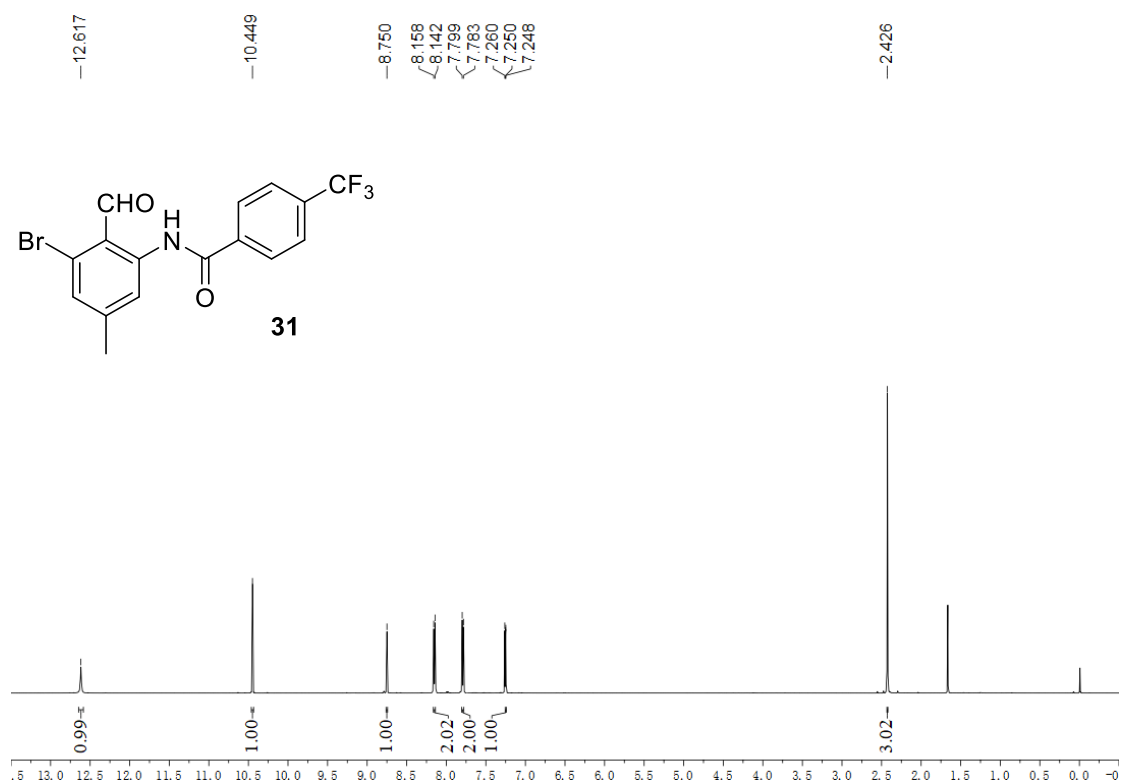


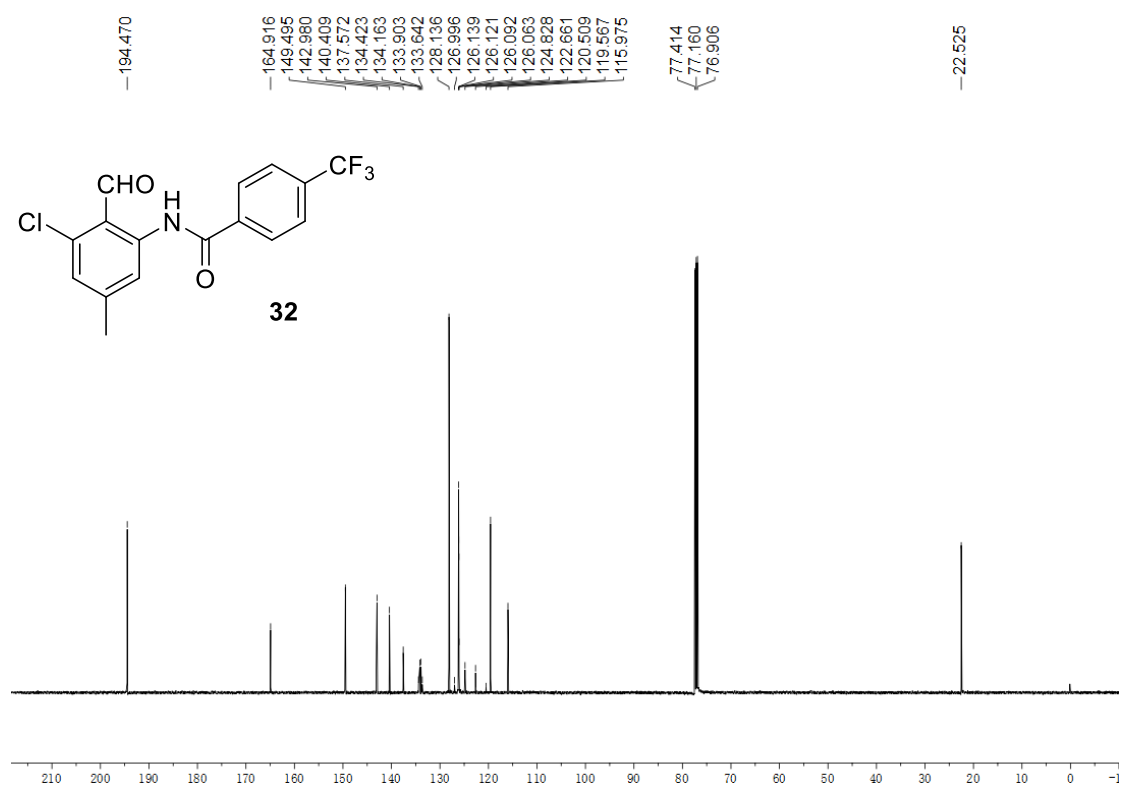
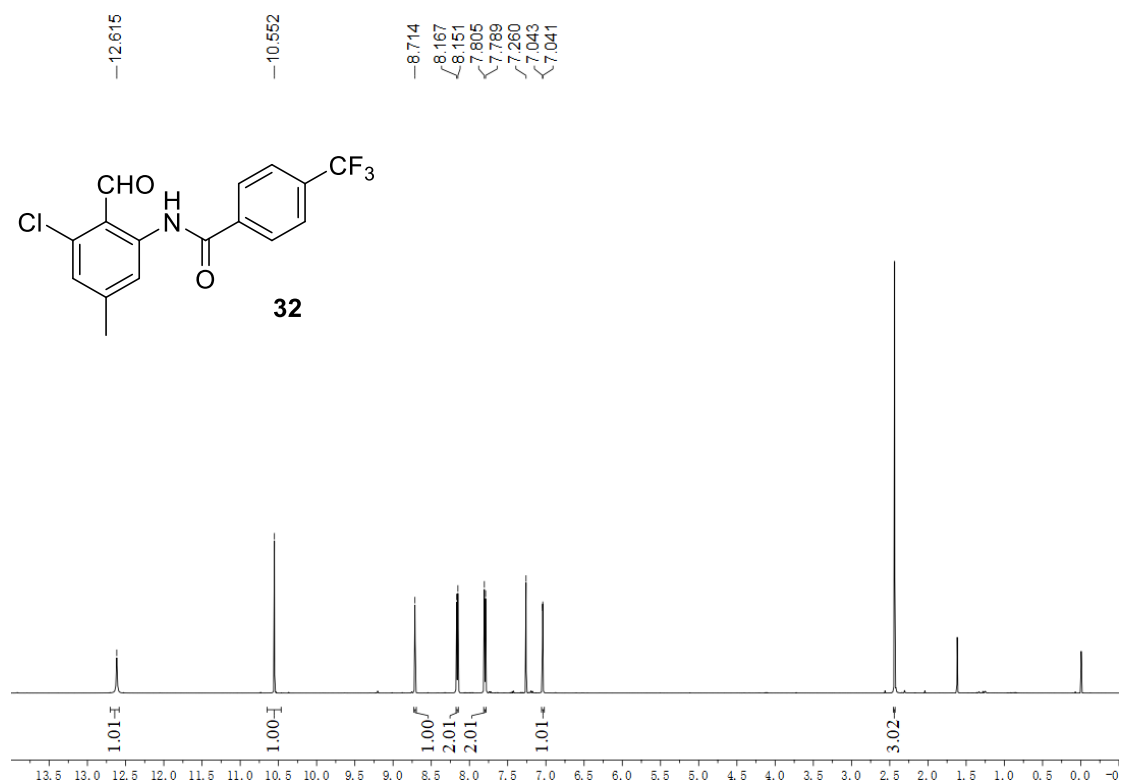


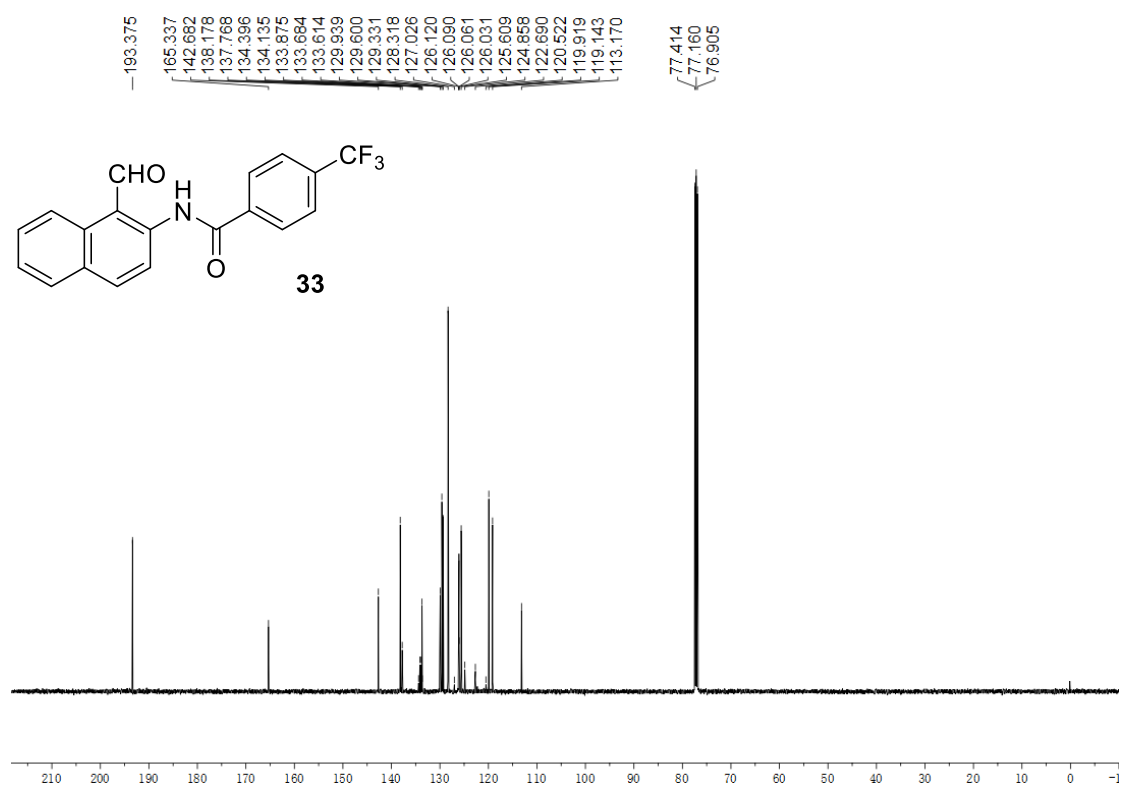
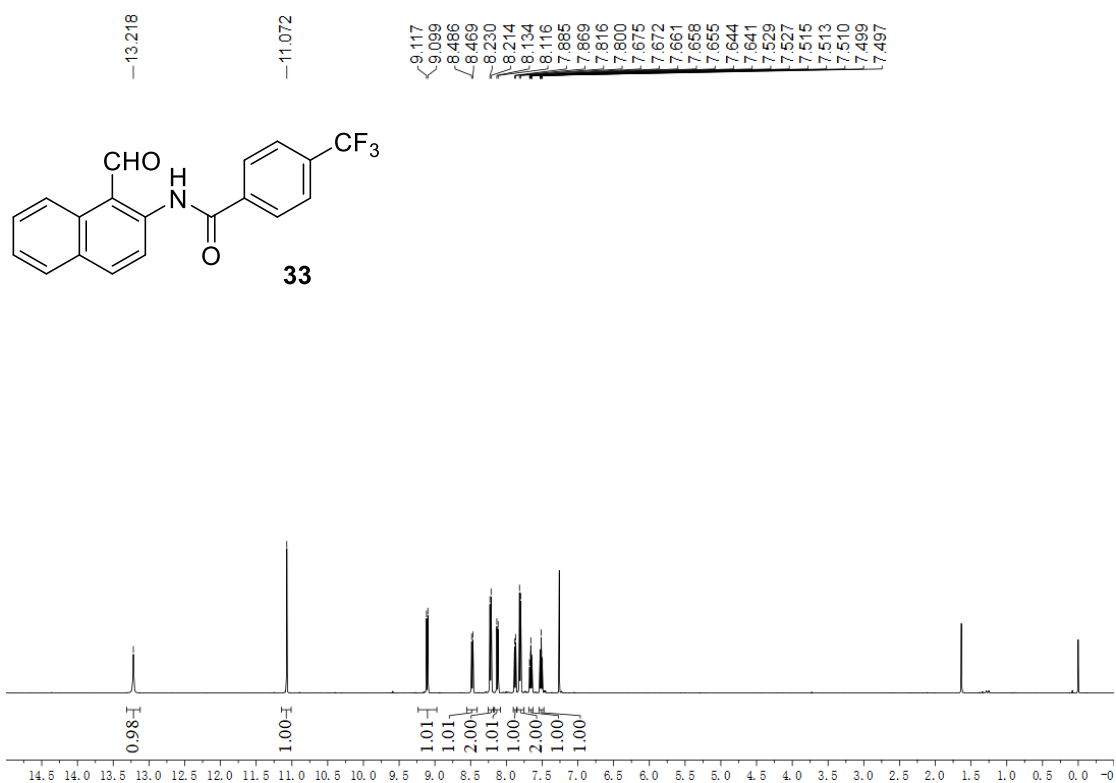


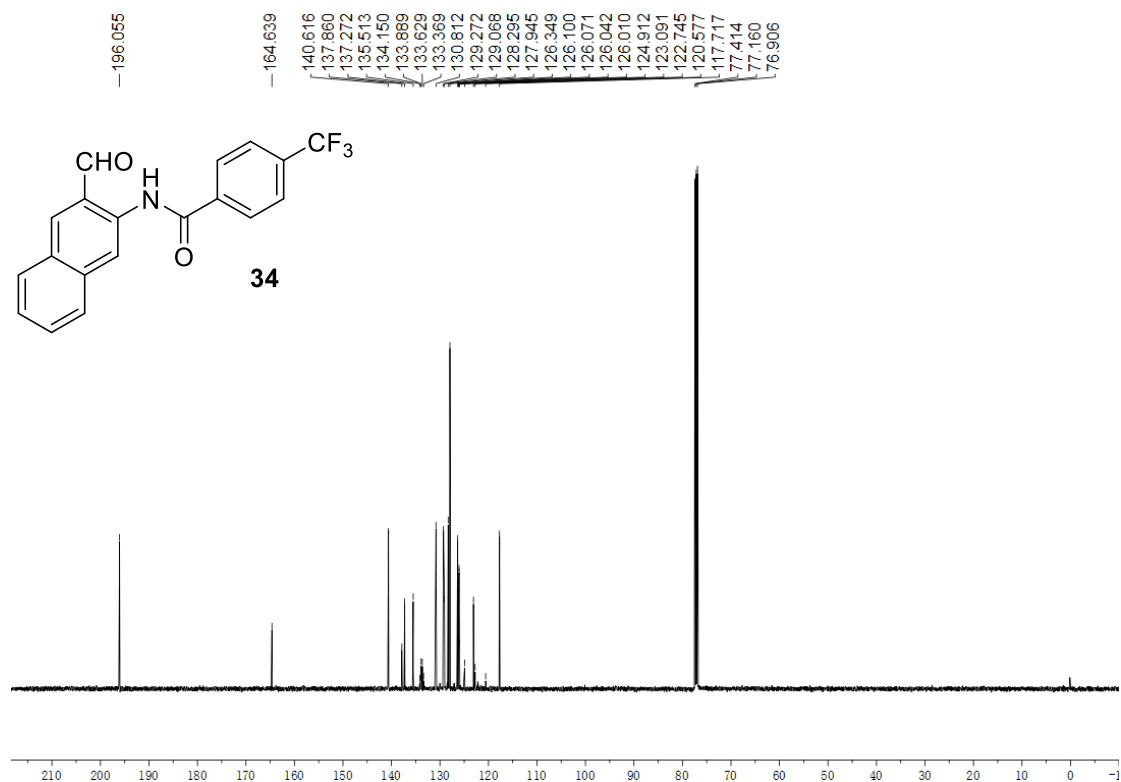
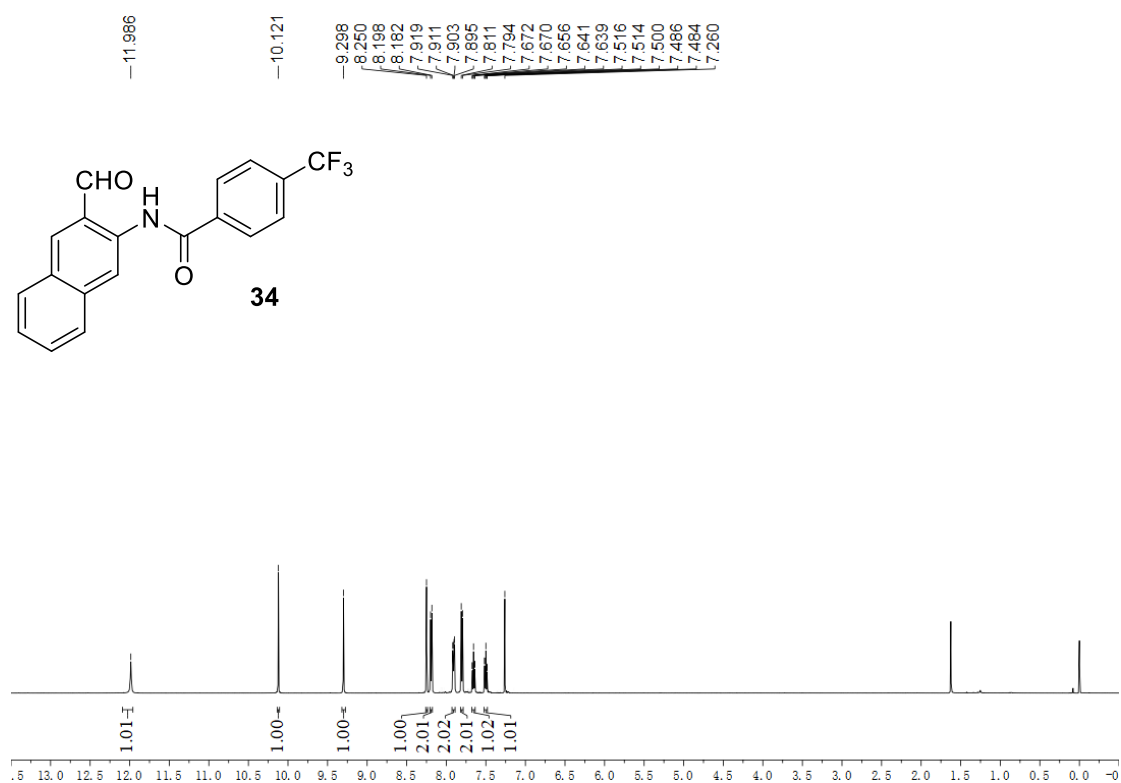


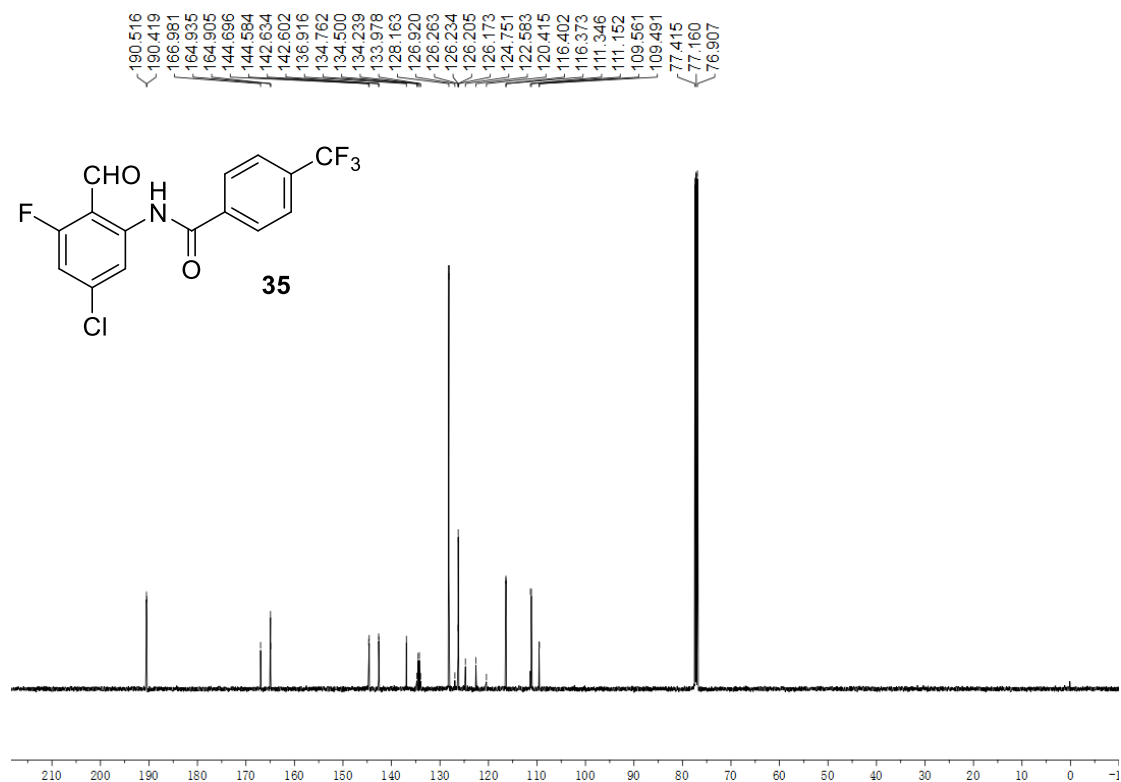
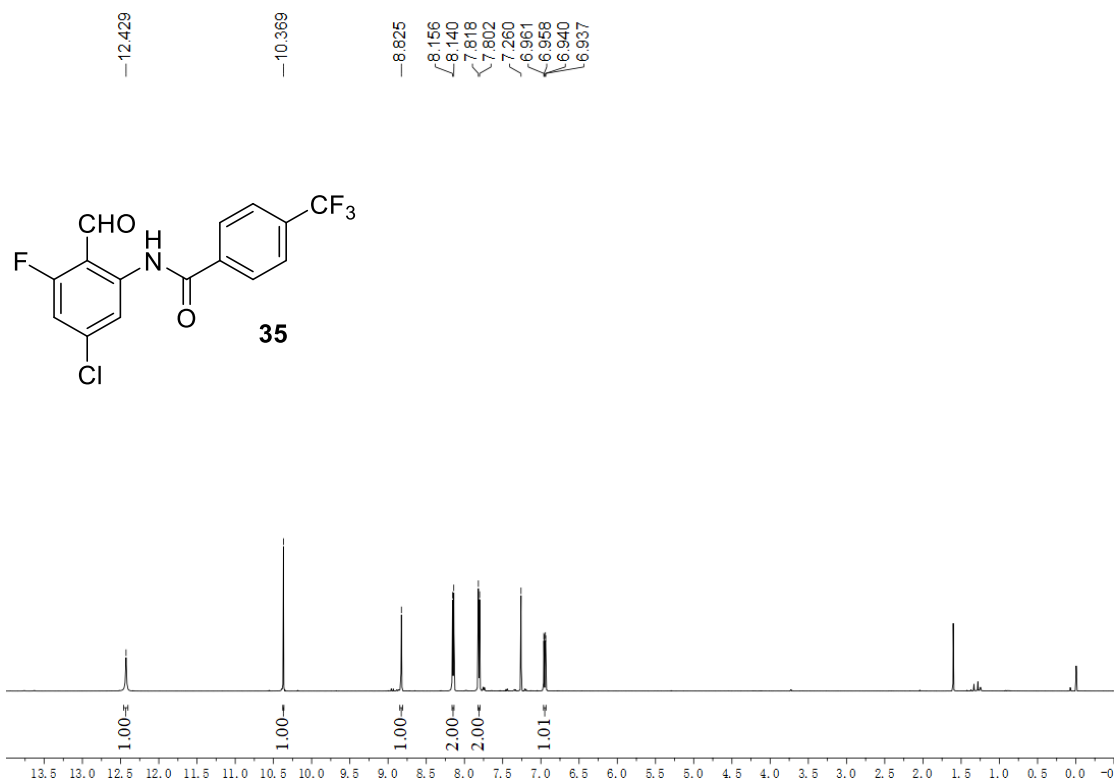


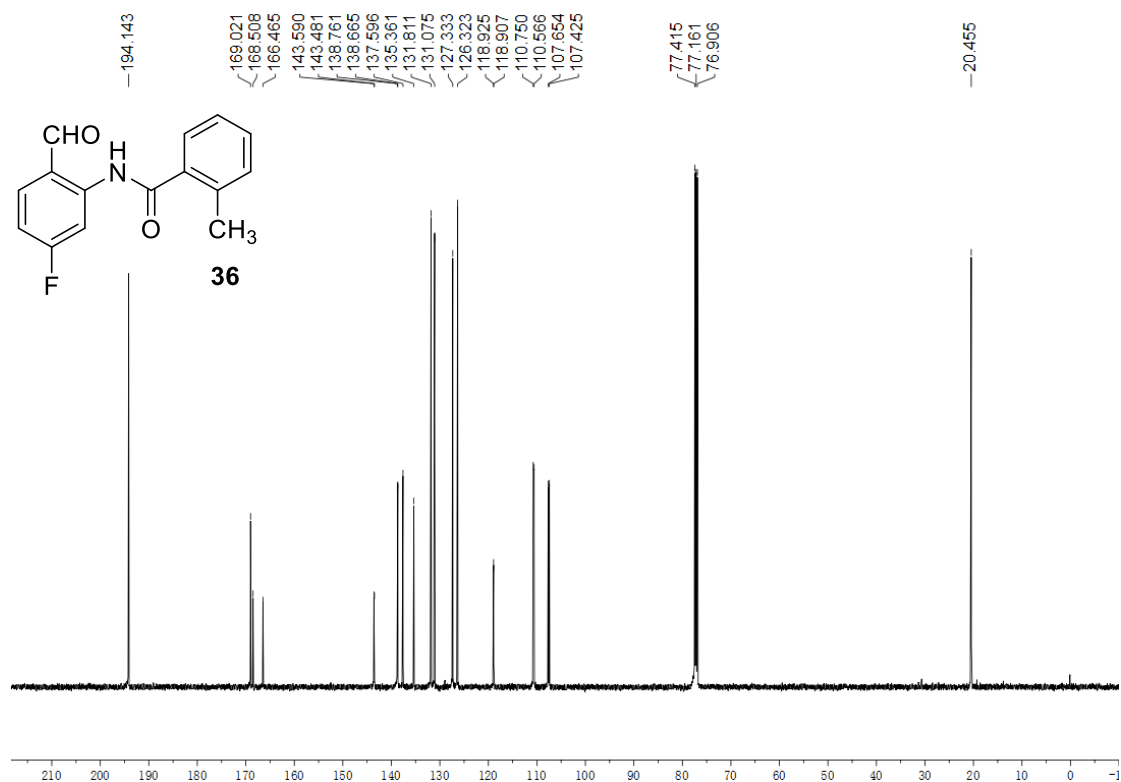
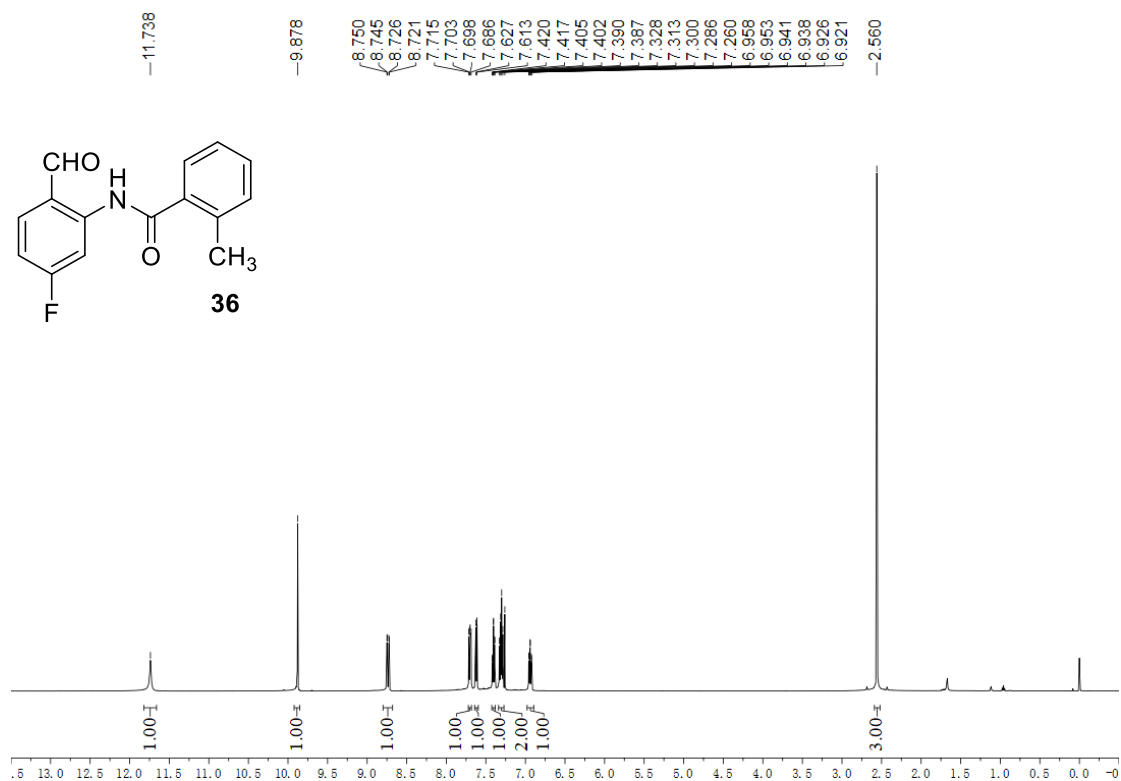


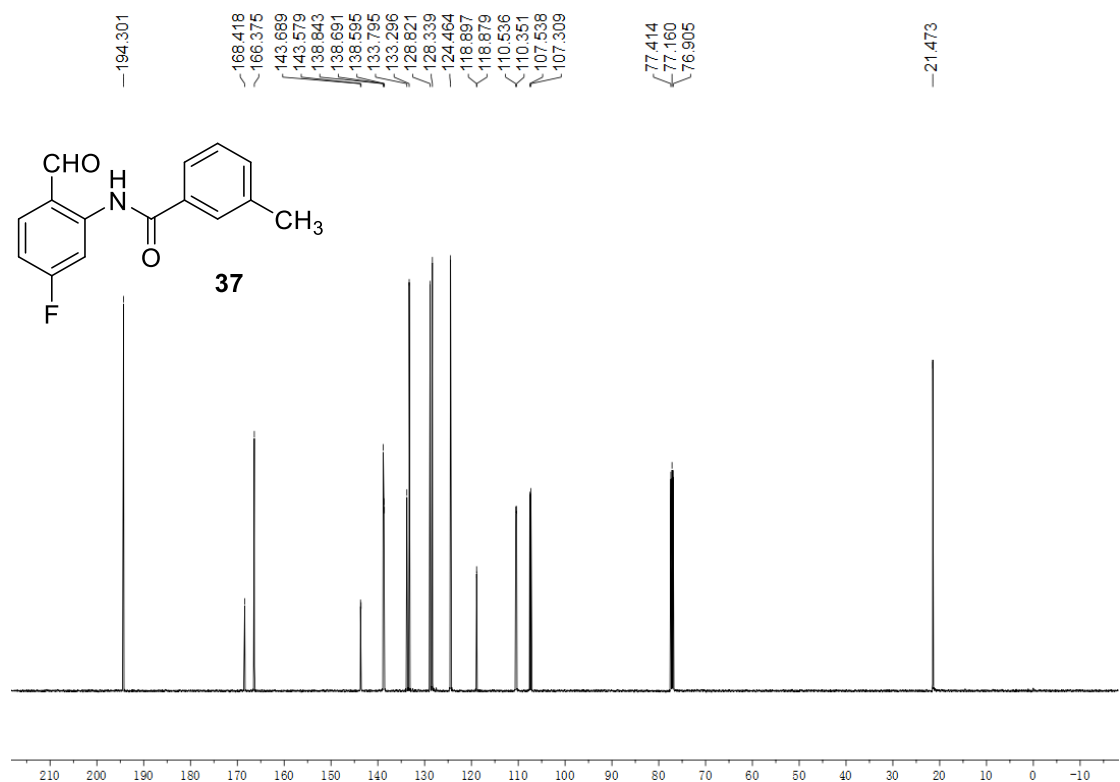
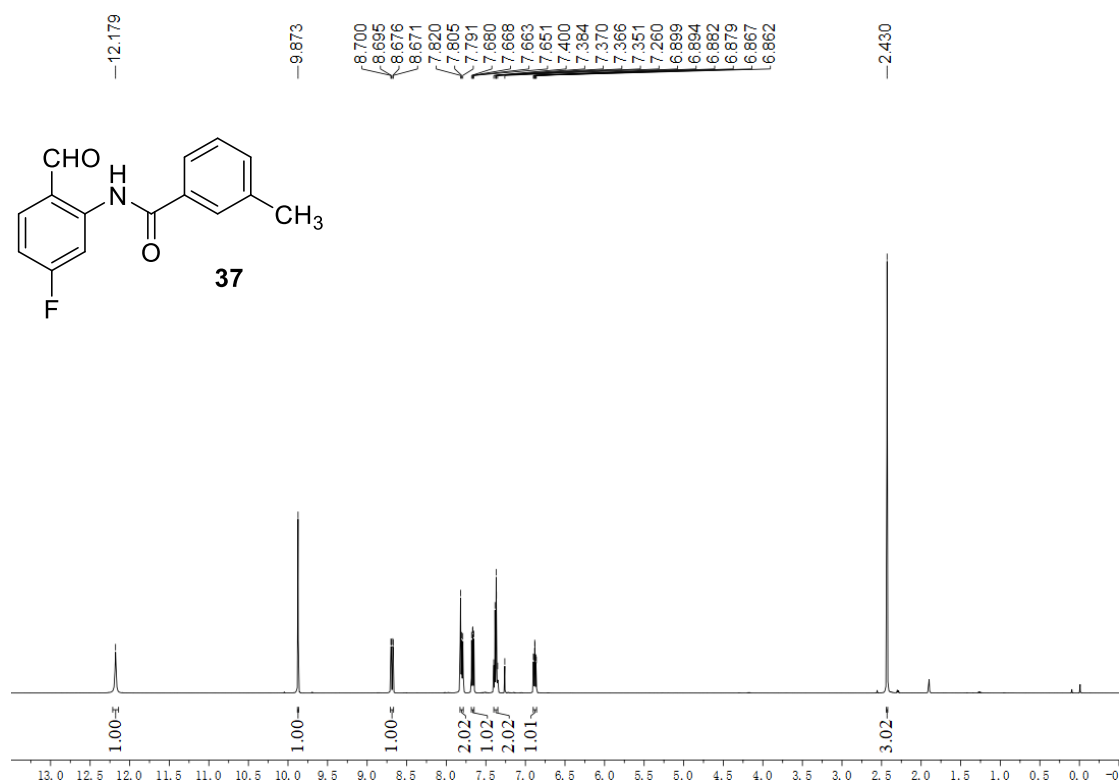


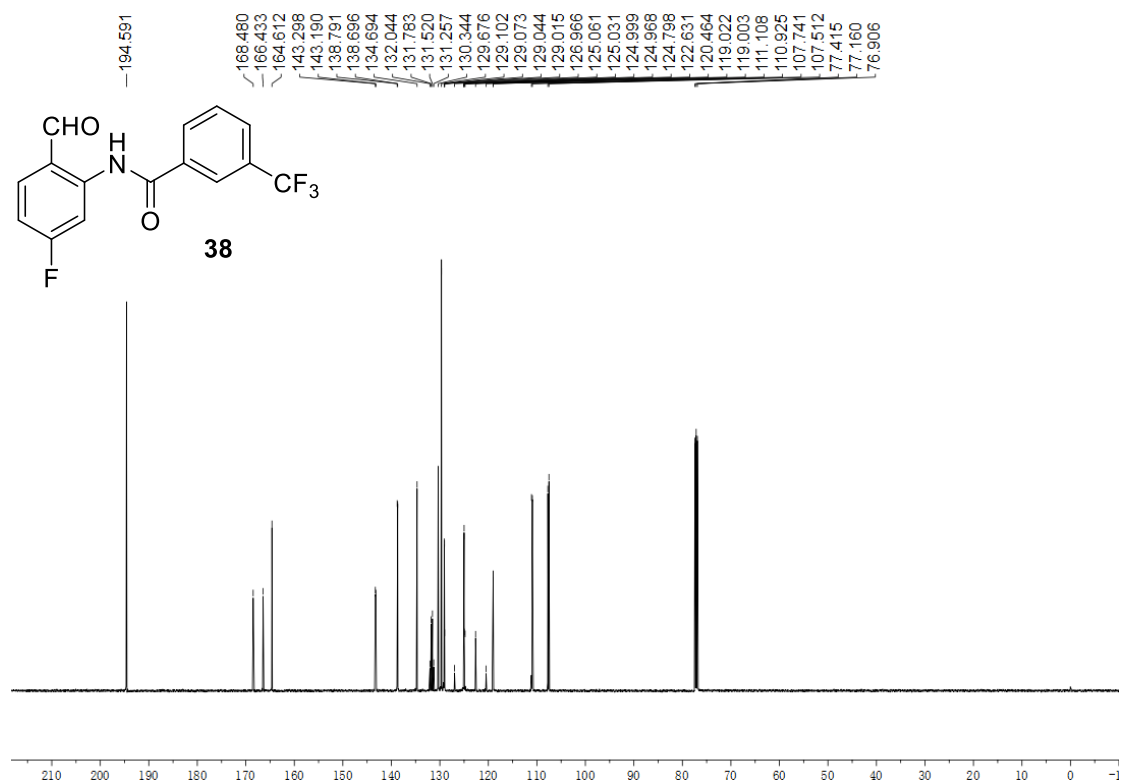


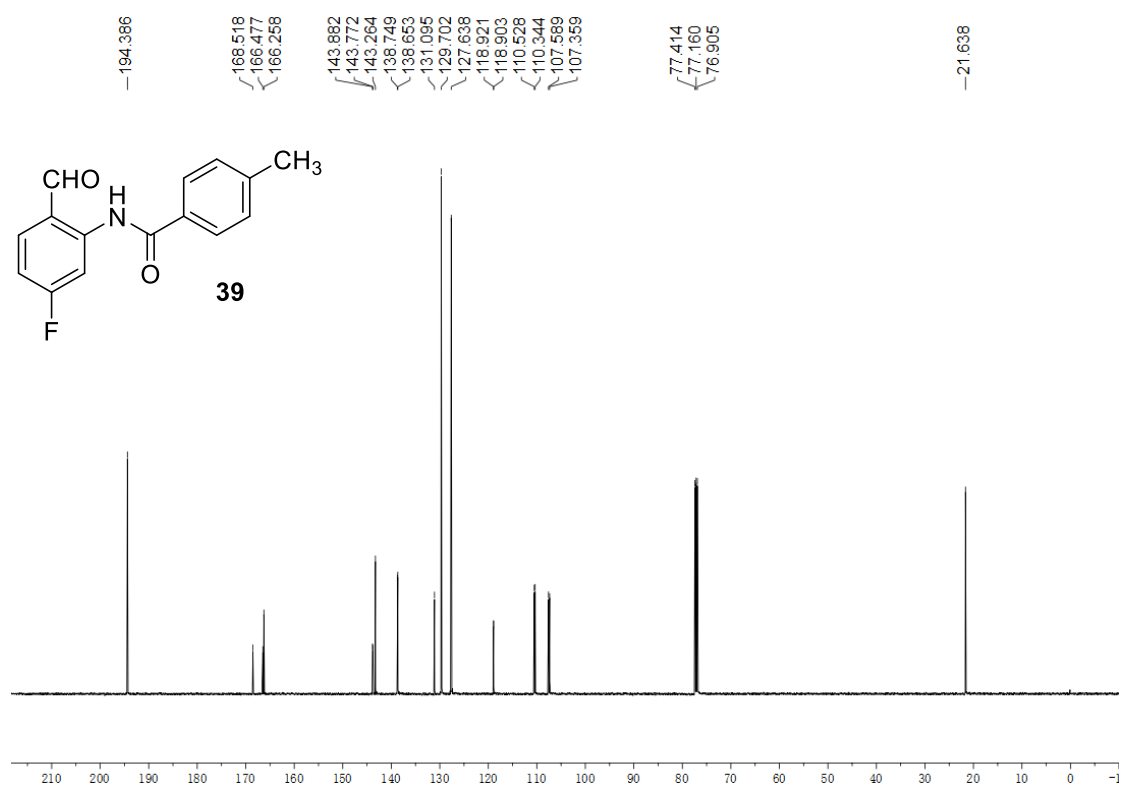
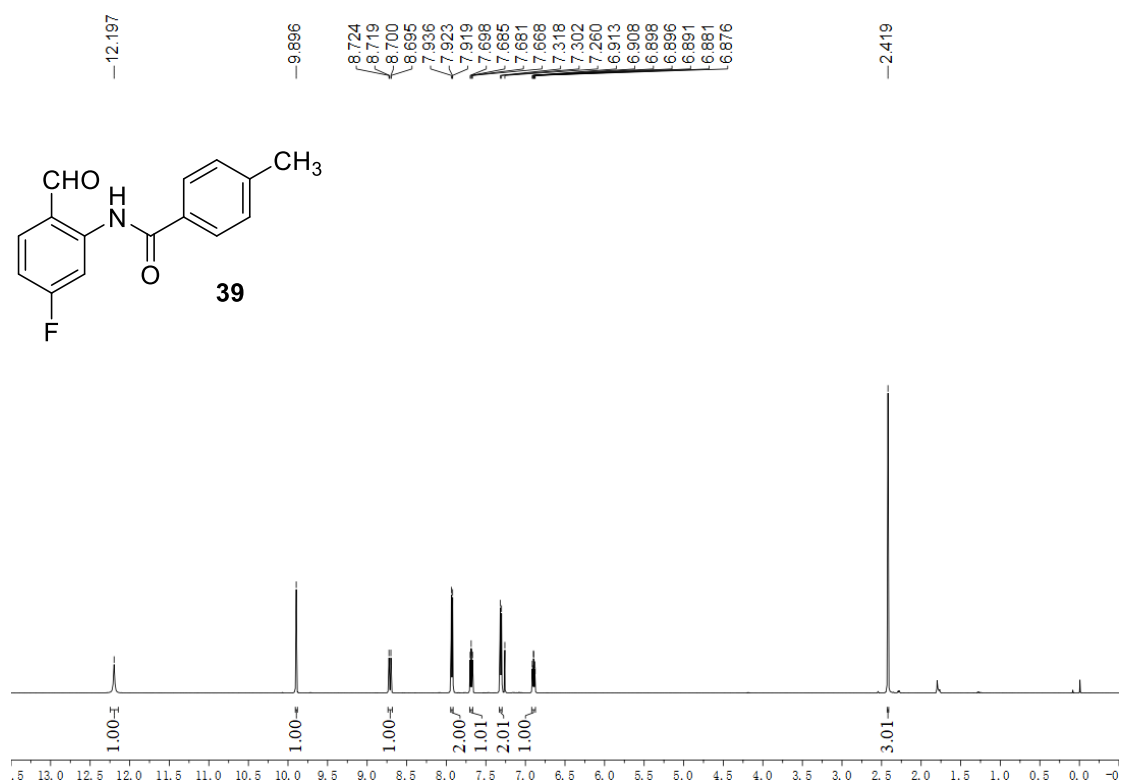


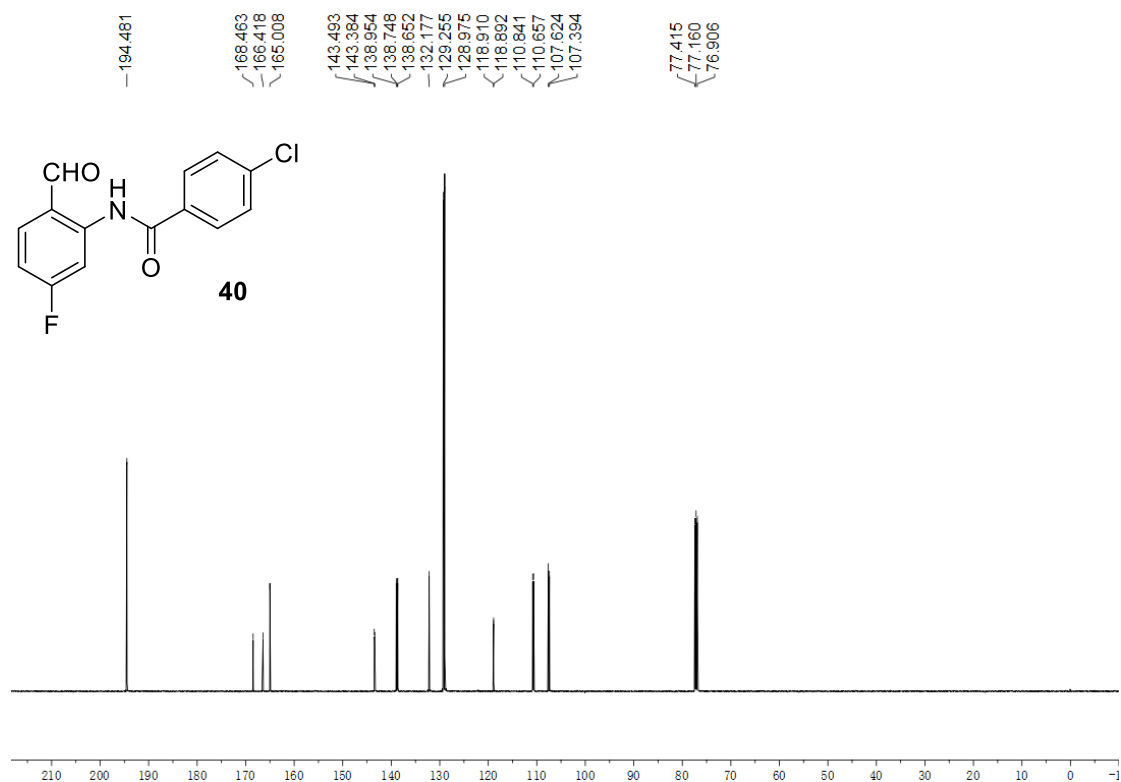
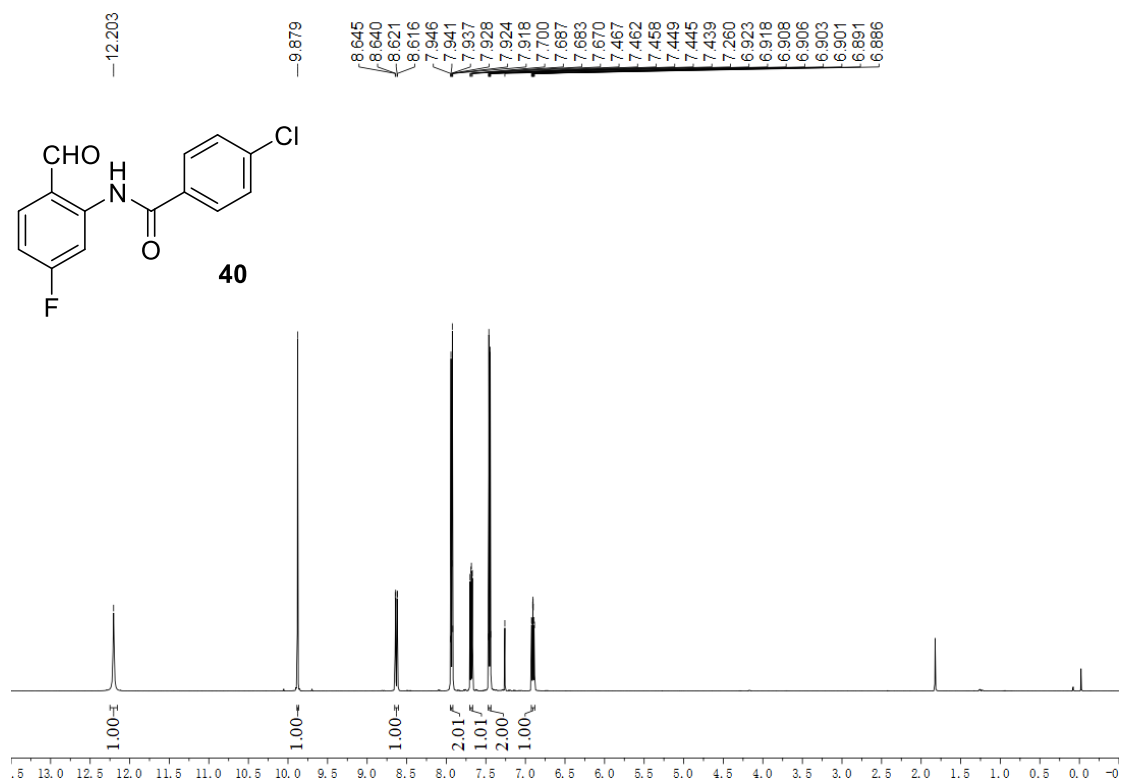


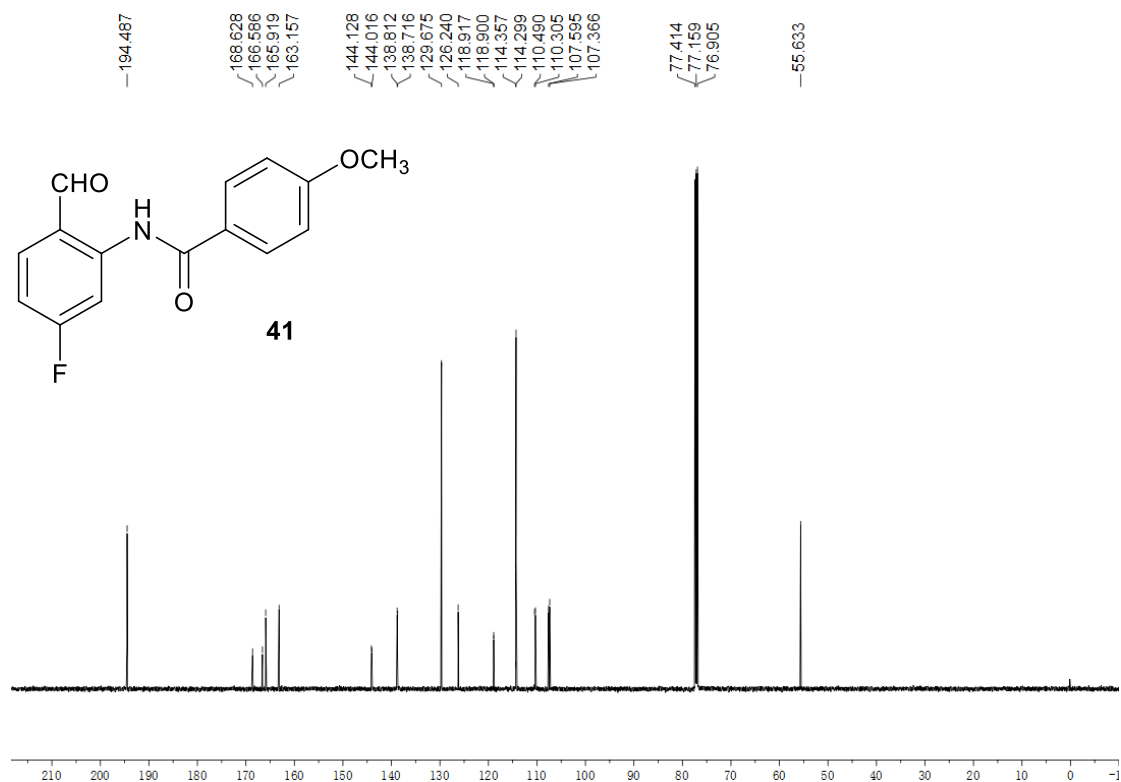
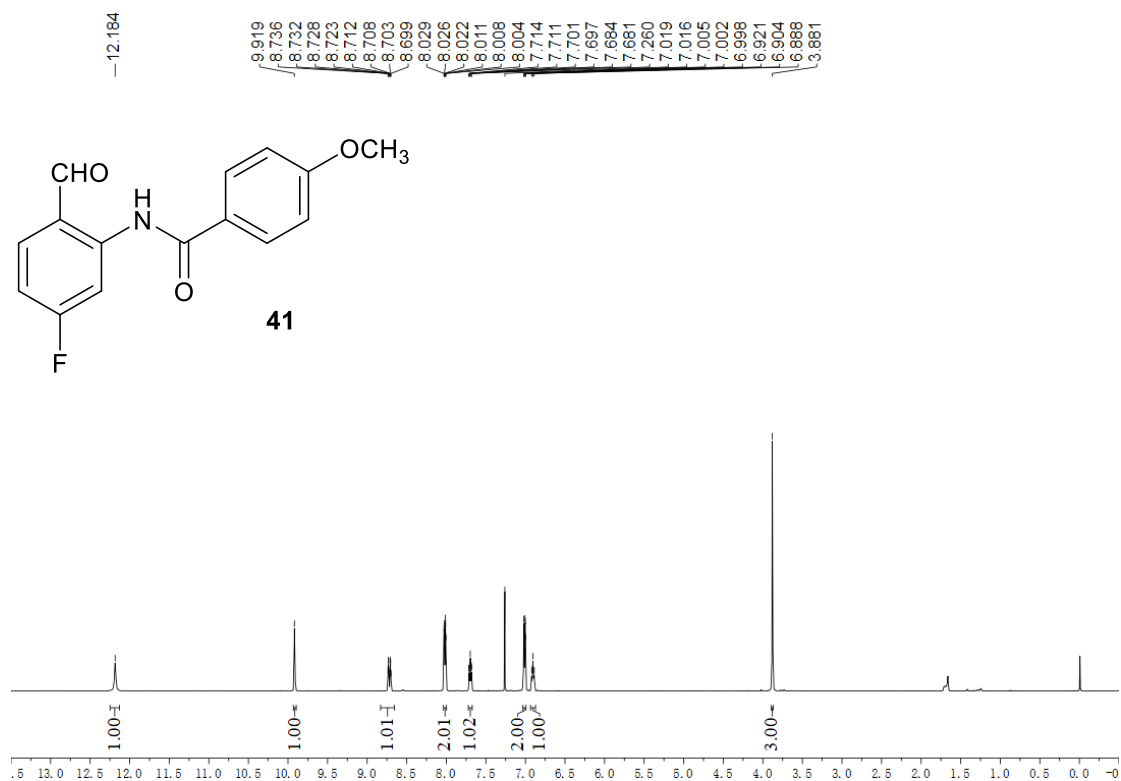


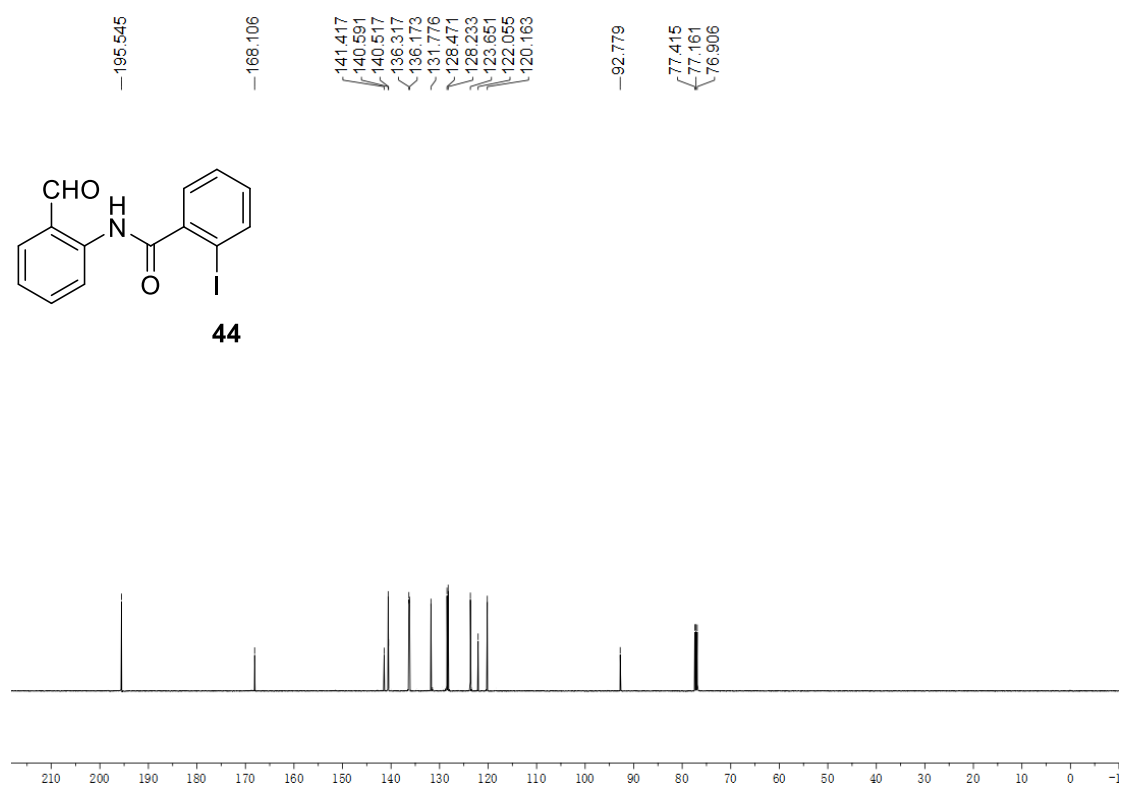
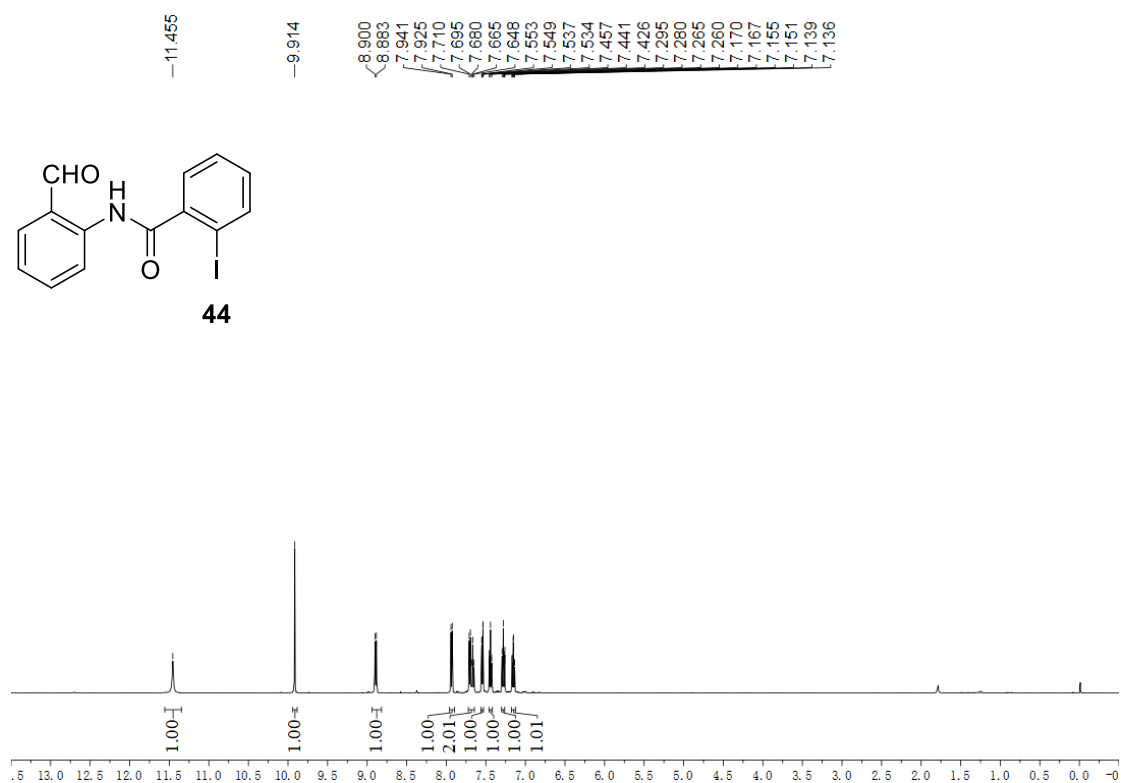












8.282
8.279
8.271
8.267
8.263
8.256
8.043
8.041
8.034
8.027
8.025
8.018
7.878
7.876
7.872
7.869
7.854
7.840
7.837
7.834
7.825
7.821
7.818
7.743
7.737
7.729
7.727
7.721
7.599
7.597
7.590
7.582
7.575
7.560
7.497
7.495
7.490
7.480
7.474
7.467
7.461
7.459
7.260
7.210
7.204
7.201
7.188
7.186
7.176
7.174
7.171

