

Supporting Information

Unraveling the Role of Monoolein in Fluidity and Dynamical Response of a Mixed Cationic Lipid Bilayer

Priya Singh,¹ Veerendra Kumar Sharma,² Subhankar Singha,³ Victoria García Sakai,⁴ Ramaprosad Mukhopadhyay,^{2} Ranjan Das^{5*} and Samir Kumar Pal^{1*}*

¹Department of Chemical, Biological & Macromolecular Sciences, S. N. Bose National Centre for Basic Sciences, Block JD, Sector III, Salt Lake, Kolkata 700106, India

²Solid State Physics Division, Bhabha Atomic Research Centre, Mumbai 400085, India

³Department of Chemistry, Pohang University of Science and Technology (POSTECH), 77 Cheongam-Ro, Nam-Gu, Pohang, Gyungbuk, Republic of Korea, 37673

⁴ISIS Pulsed Neutron and Muon Facility, Science and Technology Facilities Council, Rutherford Appleton Laboratory, Didcot, UK

⁵Department of Chemistry, West Bengal State University, Barasat, Kolkata 700126, India

*To whom correspondence should be addressed:

E-mail: ranjan.das68@gmail.com

E-mail: skpal@bose.res.in

E-mail: mukhop@barc.gov.in

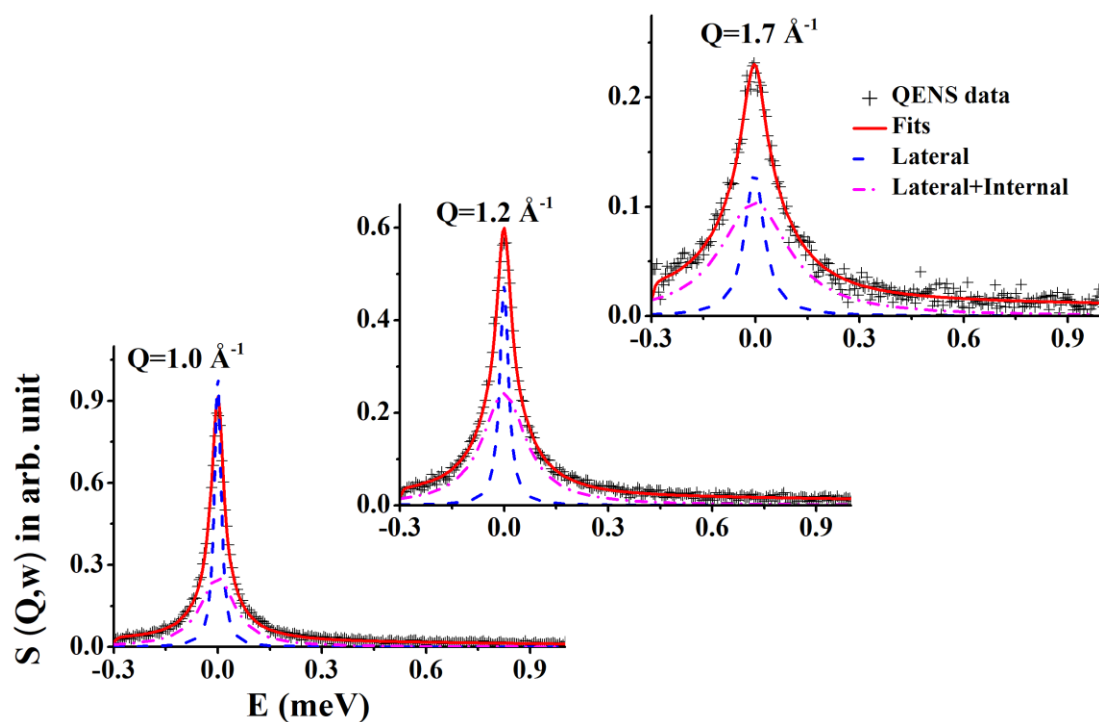


Figure S1. Typical fitted QENS spectra for DODAB with MO at 330K at different Q values assuming scattering law as given in Eq. (3). Components correspond to lateral and internal motions are also shown by dashed and dashed –dotted lines.

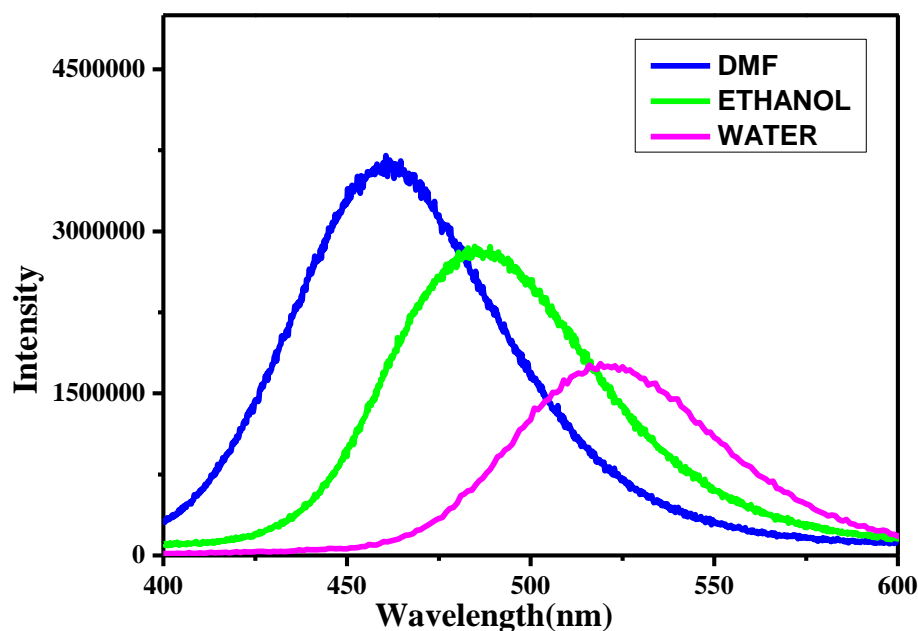


Figure S2. Fluorescence emission spectra of Acedan-18 in water, ethanol and dimethylformamide (DMF).

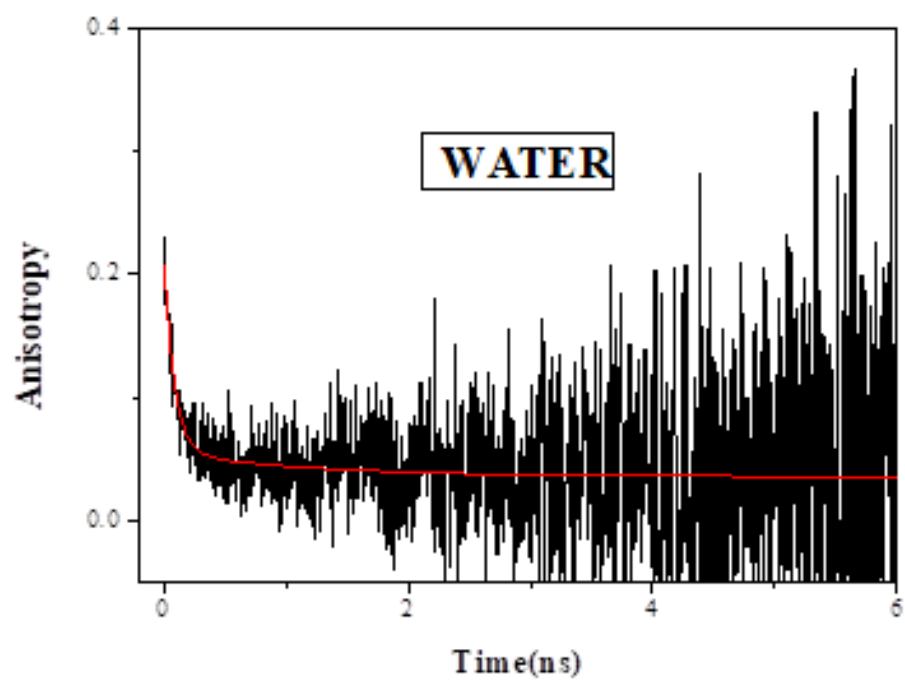


Figure S3. Time-resolved anisotropy of Acedan-18 in water.