

Singapore's languages at a glance...

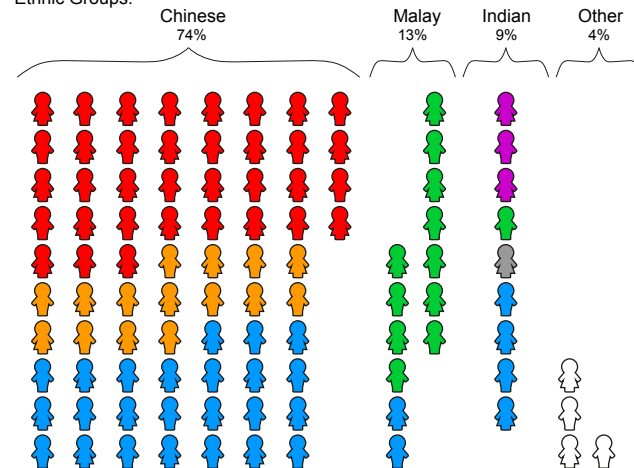
A visual overview by Suzy J Styles

Spoken languages

What is the main language spoken at home?

Among 100 people in Singapore...

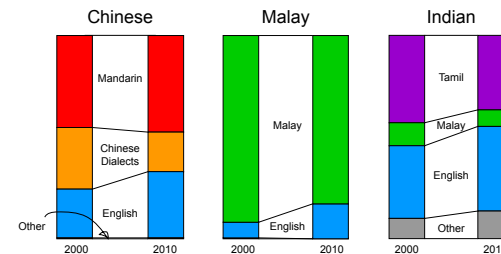
Ethnic Groups:



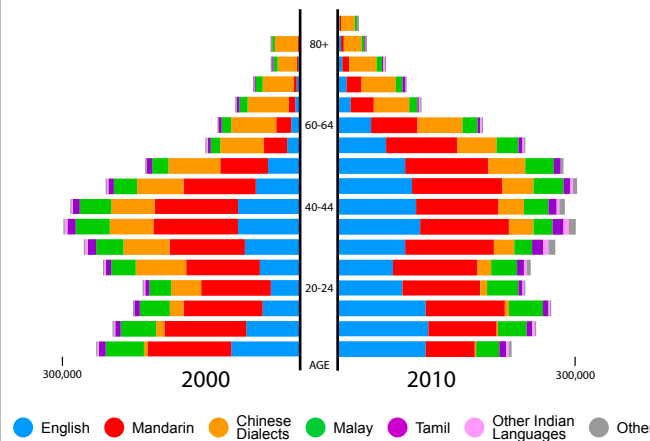
Data Display Notes:
Spoken Languages: Raw numbers converted into percentage of population and rounded for display as a unit chart depicting 100 typical people resident in Singapore at the time of the 2010 Census. Data computed from Table 48 [1]. Changes over time: Raw numbers converted into percentage of population and displayed as stacked percentages, where each stack represents 100% of people from a given ethnic background resident in SG at the time of the 2000 & 2010 Census. Data computed from Table 48 [1] and Table 30 [2]. Changes with age: Raw population counts for each 5-year age band are displayed horizontally, and the percentage of people speaking each language is displayed as a proportion of the age band, starting with 5-9 years. Data computed from Table 49 [1] and 29 [2]. Due to differences in the data reporting for the upper age bands across the two census data sets, minor discrepancies may exist for people over the age of 80; Literacy: Raw numbers converted into percentage of population and rounded for display as a unit chart depicting 100 typical young people resident in Singapore at the time of the 2010 Census. Data computed from Table 39 [1]. All sex ratios approximated at 50% for visualization purposes.

Changes over time

Change in main language spoken at home in Singapore



Changes with age

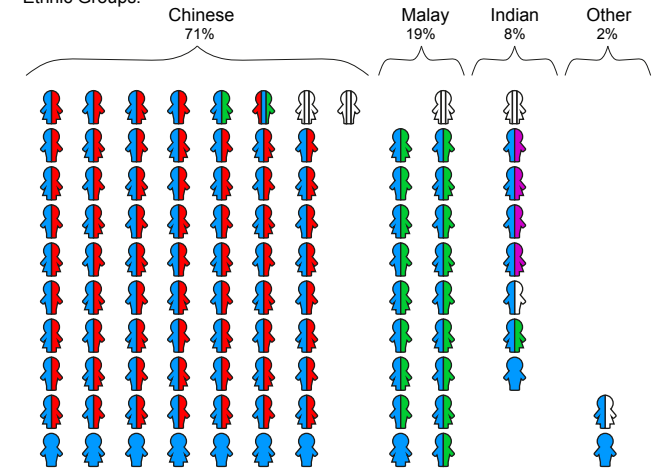


Literacy

What languages young people are literate in?

Among 100 young people in Singapore...

Ethnic Groups:



Data Sources:
1. Census of population 2010 Statistical Release 1: Demographic Characteristics, Education, Language and Religion. Department of Statistics, Ministry of Trade and Industry, Republic of Singapore (2011). <https://www.singstat.gov.sg/publications/cop2010/cop2010-sr1/>
2. Census of population 2000 Statistical Release 2: Education, Language and Religion. Department of Statistics, Ministry of Trade and Industry, Republic of Singapore (2001). https://www.singstat.gov.sg/publications/cop2000/census_stat_release2

Suzy J Styles is a Nanyang Assistant Professor at Nanyang Technological University, Singapore. This research is supported by the National Research Foundation, Singapore: NRF2015-SOL001-014; and CRADLE@NTU: JHU IO 90071537. These figures first appeared in: Styles SJ (2018) 'How language mixes contribute to effective bilingualism and effective biliteracy in Singapore: Surveying the Language Landscape'. Inaugural Science of Learning Symposium: From Laboratories to Learning, NIE, Singapore. November 2018.

CC-BY 4.0.

Styles SJ (2019) Singapore's languages at a glance. *figshare*.
DOI: <http://10.6084/m9.figshare.7781660>