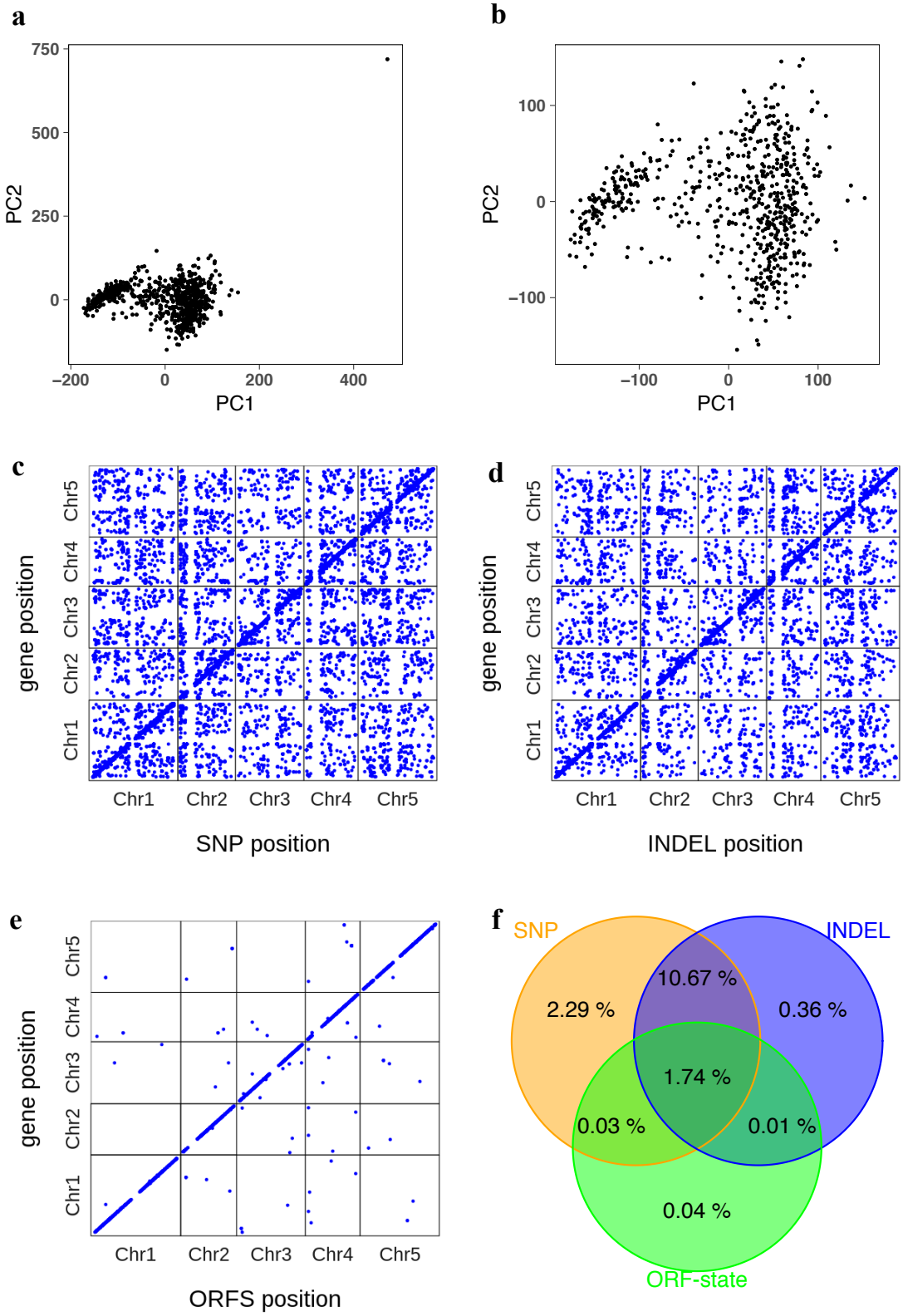
a
750
500
250
0
PC2
−200
0
200
400
PC1
b
100
0
−100
PC2
−100
0
100
PC1
c
gene position
Chr5
Chr4
Chr3
Chr2
Chr1
Chr1
Chr2
Chr3
Chr4
Chr5
SNP position
d
gene position
Chr5
Chr4
Chr3
Chr2
Chr1
Chr1
Chr2
Chr3
Chr4
Chr5
INDEL position
e
gene position
Chr5
Chr4
Chr3
Chr2
Chr1
Chr1
Chr2
Chr3
Chr4
Chr5
ORFS position
f
SNP
INDEL
ORF-state
2.29 %
10.67 %
0.36 %
1.74 %
0.03 %
0.01 %
0.04 %

g

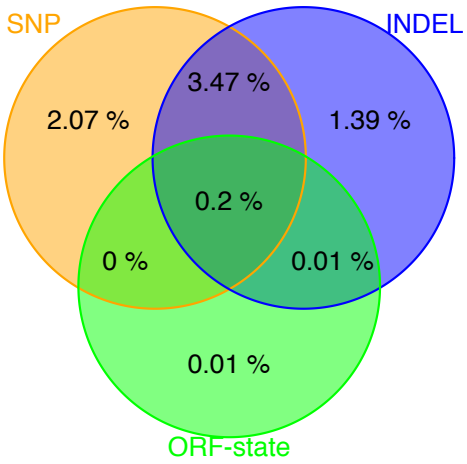
SNP
INDEL
ORF-state
2.07 %
3.47 %
1.39 %
0.2 %
0 %
0.01 %
0.01 %

h

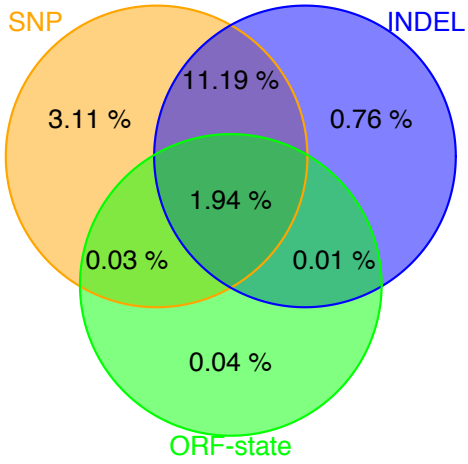
SNP
INDEL
ORF-state
3.11 %
11.19 %
0.76 %
1.94 %
0.03 %
0.01 %
0.04 %

i

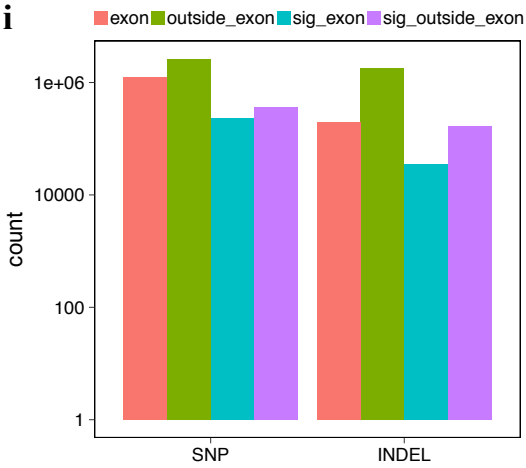
exon
outside_exon
sig_exon
sig_outside_exon
count
1e+06
10000
100
1
SNP
INDEL