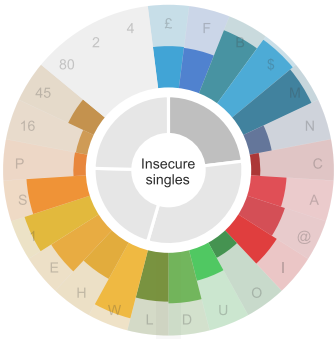


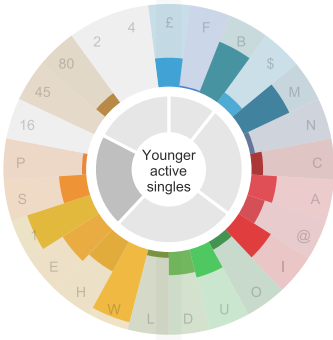
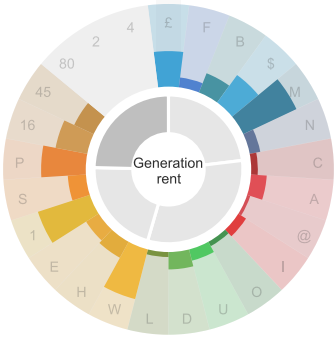
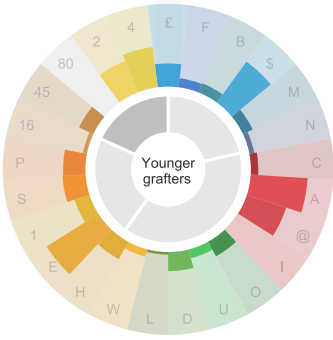
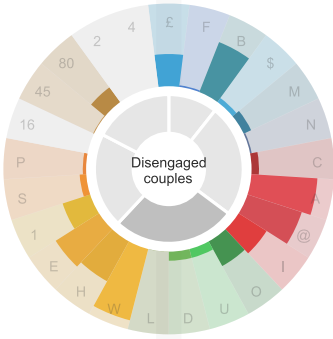
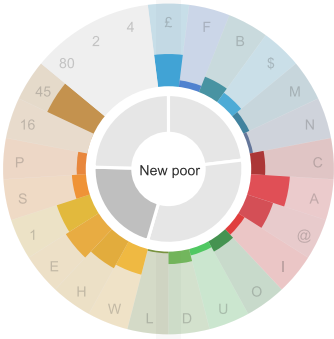
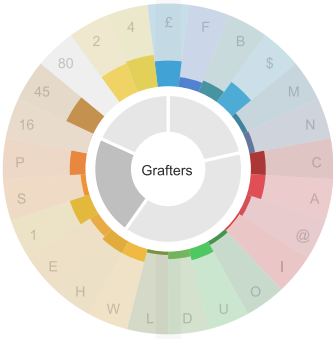
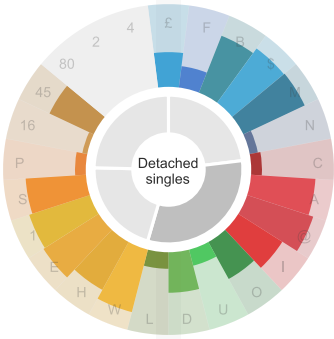
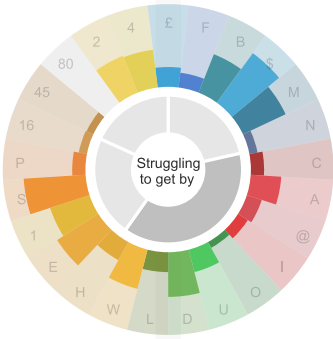
Families With Children



Working Age Households Without Children



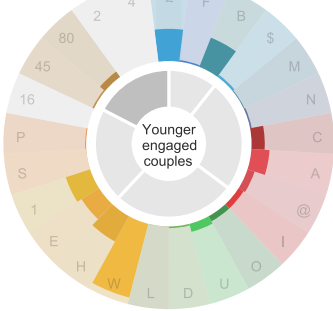
Older Age



- RISK FACTORS**
- W - Workless
 - H - Poor Health
 - E - No Level 1 Education
 - 1 - Single Adult
 - S - Social Renting
 - P - Private Renting
 - 16 - Age 16-24
 - 45 - Age 45-59
 - 80 - Age 80+
 - 2 - >2 Children
 - 4 - Child Aged 0-4

- RESOURCES**
- £ - Poorest 10% £
 - F - Financial Difficulty
 - B - >80% Benefits
 - \$ - No Savings
 - M - No Motor Car
 - N - No Friends or Neighbours
- PARTICIPATION**
- C - Provides Regular Unpaid Care
 - A - Few Free Cultural Activities
 - @ - Few Paid Cultural Activities
 - I - No Home Internet

- QUALITY OF LIFE**
- O - No Visit to Open Space
 - U - Feel Unsafe
 - D - Lives in Deprived Area
 - L - Has Been HomeLess



Poverty in Perspective: Scotland

A poverty typology for low income Scottish households
Source: The Scottish Household Survey 2013 and 2014

Grey segments in inner rings show relative sizes of poverty types in each life stage. Coloured bars in outer rings show importance of poverty indicators in each poverty type.