

GAS SERVICE

GAS SERVICE

Metered Usage	PERIOD 01/15/24 - 02/15/24 1474 CCF x 1.04895 = 1546.15 THERMS	
Delivery Charges		
Customer Charge		75.39
Distribution Charge First	70.00 Therms x \$0.4942	34.60
Distribution Charge Next	1476.15 Therms x \$0.4231	624.56
EERA	1546.15 Therms x \$0.0077	11.91
ERC	1546.15 Therms x \$0.0017	2.63
Total Current GA Charges		\$749.09

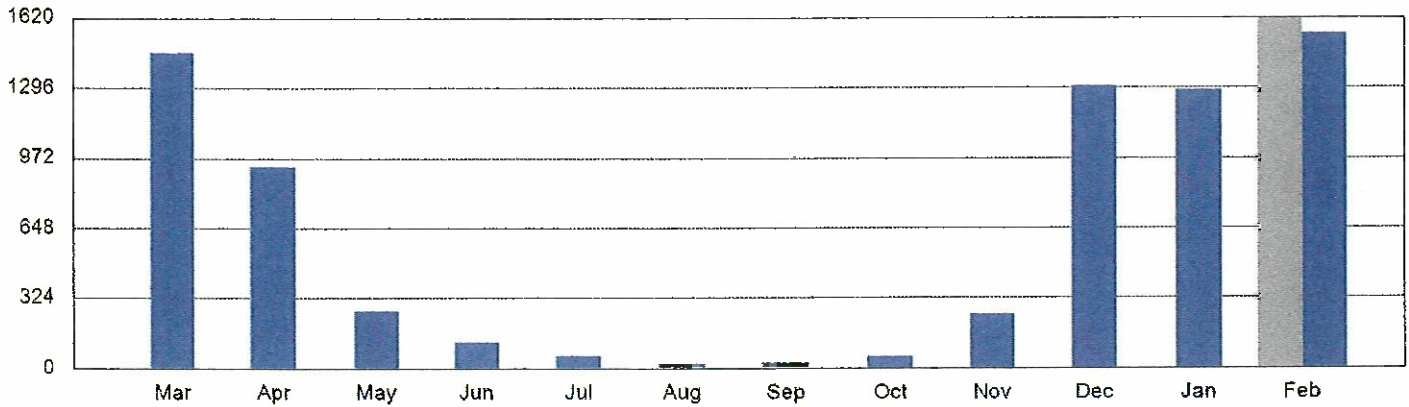

GAS SUPPLIER SERVICE

PERIOD 01/15/24 - 02/15/24	
Supply Charges At Cost	
Cost Of Gas	1546.15 Therms x \$0.6786 1,049.21
Total Current GS Charges	\$1,049.21

	Meter Number	Meter Reading Previous	Meter Reading Present	Meter Constant	Metered Usage	Number of Days	Metered Demand	Rate Code
Commercial	A28710	81659	82958	1.135	1474.37 CCF	31		G40

Gas Usage (CCF)

Previous Year Current Year



BILL DETAIL
GAS SERVICE

GAS SERVICE
PERIOD 12/14/23 - 01/15/24

Metered Usage 1227 CCF x 1.04648 = 1284.03 THERMS
 Delivery Charges
 Customer Charge 75.39
 Distribution Charge First 70.00 Therms x \$0.4942 34.60
 Distribution Charge Next 1214.03 Therms x \$0.4231 513.66
 EERA 1284.03 Therms x \$0.0077 9.89
 ERC 1284.03 Therms x \$0.0017 2.18
Total Current GA Charges \$635.72


GAS SUPPLIER SERVICE
PERIOD 12/14/23 - 12/31/23

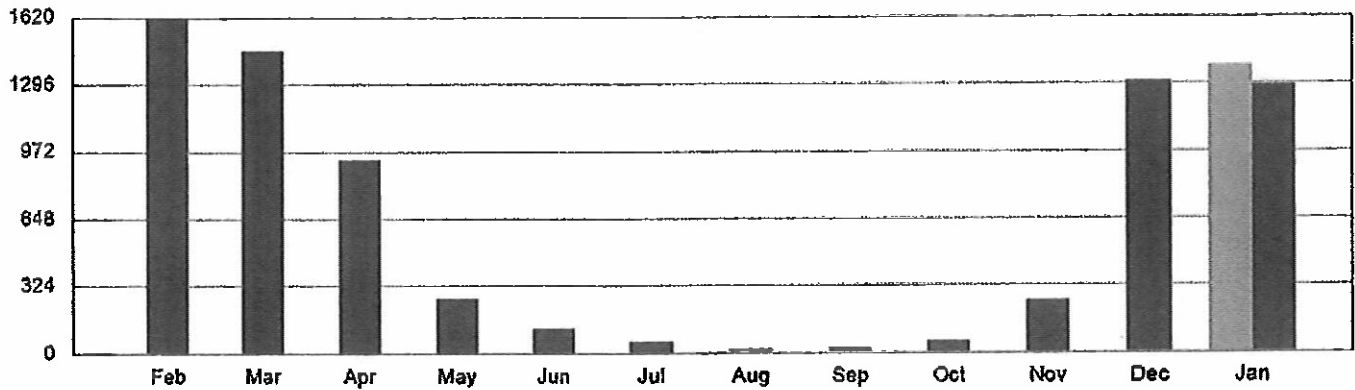
Supply Charges At Cost
 Cost Of Gas 682.14 Therms x \$0.7270 495.92
Total Current GS Charges \$495.92

GAS SUPPLIER SERVICE
PERIOD 01/01/24 - 01/15/24

Supply Charges At Cost
 Cost Of Gas 601.89 Therms x \$0.6786 408.43
Total Current GS Charges \$408.43

	Meter Number	Meter Reading Previous	Meter Reading Present	Meter Constant	Metered Usage	Number of Days	Metered Demand	Rate Code
Commercial	A28710	80578	81659	1.135	1226.94 CCF	32		G40

Gas Usage (CCF)

 Previous Year
 Current Year


BILL DETAIL

GAS SERVICE



GAS SERVICE

PERIOD 11/08/23 - 12/14/23
 Metered Usage 1244 CCF x 1.04479 = 1299.72 THERMS
 Delivery Charges
 Customer Charge 75.39
 Distribution Charge First 70.00 Therms x \$0.4942 34.60
 Distribution Charge Next 1229.72 Therms x \$0.4231 520.29
 EERA 1299.72 Therms x \$0.0077 10.01
 ERC 1299.72 Therms x \$0.0017 2.21
 Total Current GA Charges \$642.50



GAS SUPPLIER SERVICE

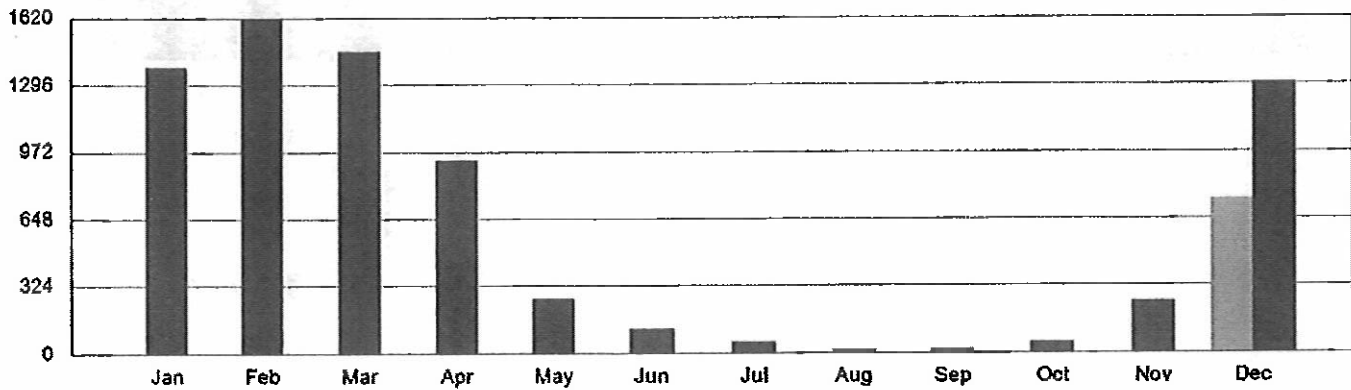
PERIOD 11/08/23 - 12/14/23

Supply Charges At Cost
 Cost Of Gas 1299.72 Therms x \$0.7270 944.89
 Total Current GS Charges \$944.89

	Meter Number	Meter Reading Previous	Meter Reading Present	Meter Constant	Metered Usage	Number of Days	Metered Demand	Rate Code
Commercial	A28710	79482	80578	1.135	1243.96 CCF	36		G40

Gas Usage (CCF)

Previous Year Current Year



BILL DETAIL
GAS SERVICE

GAS SERVICE

Metered Usage **239 CCF x 1.03939 = 248.41 THERMS**
 Delivery Charges
 Customer Charge **75.39**
 Distribution Charge First **70.00 Therms x \$0.4948 34.64**
 Distribution Charge Next **178.41 Therms x \$0.4237 75.59**
 EERA **248.41 Therms x \$0.0098 2.45**
 ERC **248.41 Therms x \$0.0018 0.44**
 Total Current GA Charges **\$188.51**


GAS SUPPLIER SERVICE
PERIOD 10/11/23 - 10/31/23

Supply Charges At Cost
 Cost Of Gas **177.44 Therms x \$0.3108 55.15**
 Total Current GS Charges **\$55.15**

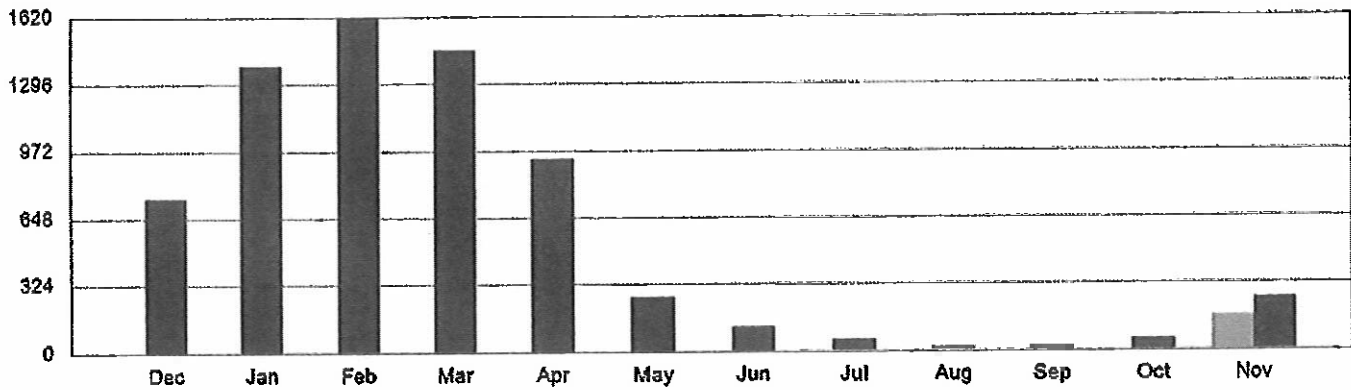
GAS SUPPLIER SERVICE
PERIOD 11/01/23 - 11/08/23

Supply Charges At Cost
 Cost Of Gas **70.98 Therms x \$0.7270 51.60**
 Total Current GS Charges **\$51.60**

	Meter Number	Meter Reading Previous	Meter Reading Present	Meter Constant	Metered Usage	Number of Days	Metered Demand	Rate Code
Commercial	A28710	79271	79482	1.135	239.49 CCF	28		G40

Gas Usage (CCF)

Previous Year Current Year



2345

BILL DETAIL
GAS SERVICE

GAS SERVICE

Metered Usage
 Delivery Charges
 Customer Charge
 Distribution Charge First
 EERA
 ERC
 Total Current GA Charges

PERIOD 09/11/23 - 10/11/23
 48 CCF x 1.03802 = 49.83 THERMS

75.39
 21.27
 0.54
 0.09
 \$97.29


GAS SUPPLIER SERVICE

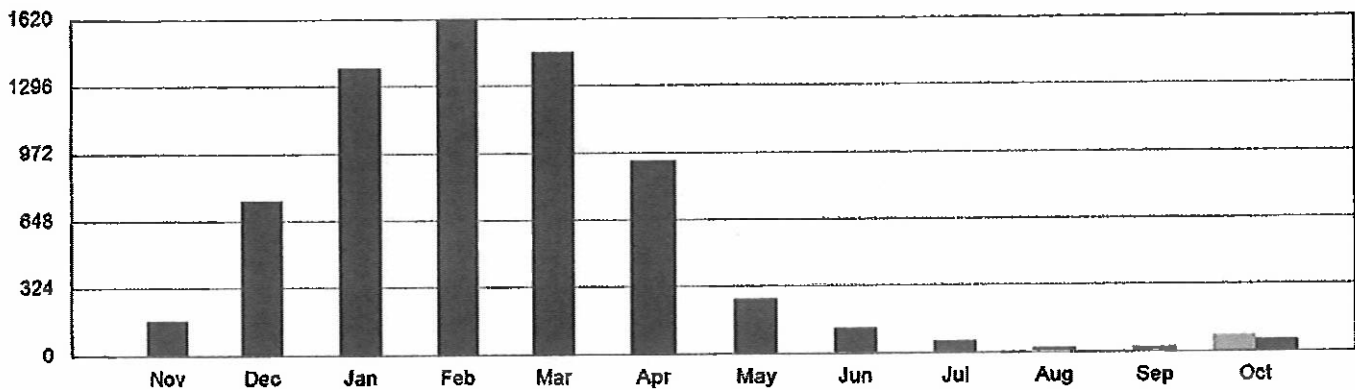
Supply Charges At Cost
 Cost Of Gas
 Total Current GS Charges

PERIOD 09/11/23 - 10/11/23
 49.83 Therms x \$0.3108
 15.47
 \$15.47

	Meter Number	Meter Reading Previous Present	Meter Constant	Metered Usage	Number of Days	Metered Demand	Rate Code
Commercial	A28710	79229 79271	1.135	47.67 CCF	30		G40

Gas Usage (CCF)

Previous Year Current Year



BILL DETAIL
GAS SERVICE

GAS SERVICE

Metered Usage
 Delivery Charges
 Customer Charge
 Distribution Charge First
 EERA
 ERC
Total Current GA Charges

PERIOD 08/11/23 - 09/11/23
 17 CCF x 1.04195 = 17.71 THERMS
 75.39
 17.71 Therms x \$0.3877
 17.71 Therms x \$0.0107
 17.71 Therms x \$0.0018
\$82.48


GAS SUPPLIER SERVICE

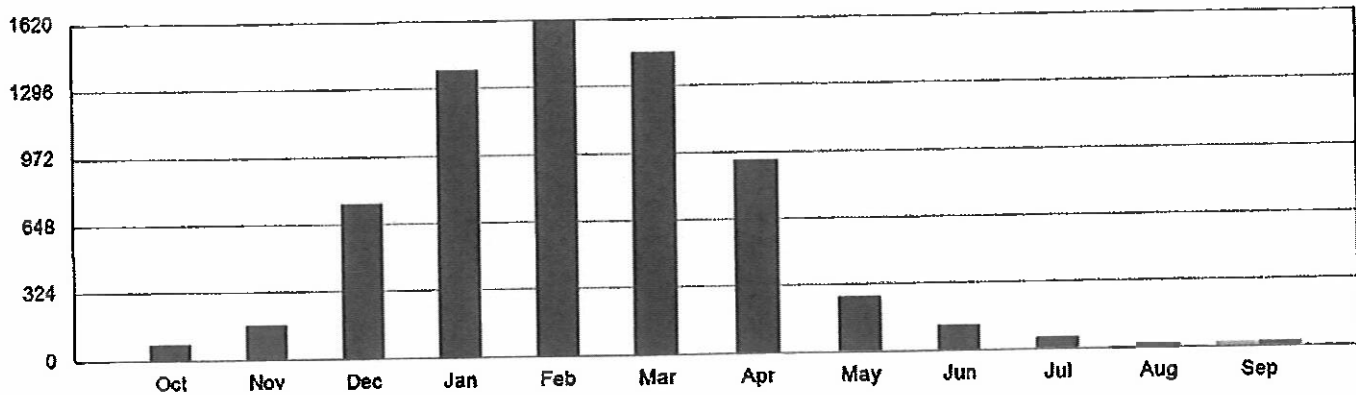
Supply Charges At Cost
 Cost Of Gas
Total Current GS Charges

PERIOD 08/11/23 - 09/11/23
 17.71 Therms x \$0.3108
\$5.50

	Meter Number	Meter Reading Previous	Meter Reading Present	Meter Constant	Metered Usage	Number of Days	Metered Demand	Rate Code
Commercial	A28710	79214	79229	1.135	17.03 CCF	31		G40

Gas Usage (CCF)

Previous Year Current Year



BILL DETAIL
GAS SERVICE

GAS SERVICE

Metered Usage

Delivery Charges

Customer Charge

Distribution Charge First

EERA

ERC

Total Current GA Charges
PERIOD 07/12/23 - 08/11/23

15 CCF x 1.04142 = 15.62 THERMS

75.39

6.06

0.17

0.03

\$81.65

GAS SUPPLIER SERVICE

Supply Charges At Cost

Cost Of Gas

Total Current GS Charges
PERIOD 07/12/23 - 07/31/23

 9.89 Therms x \$0.2599 **2.57**
\$2.57
GAS SUPPLIER SERVICE
PERIOD 08/01/23 - 08/11/23

Supply Charges At Cost

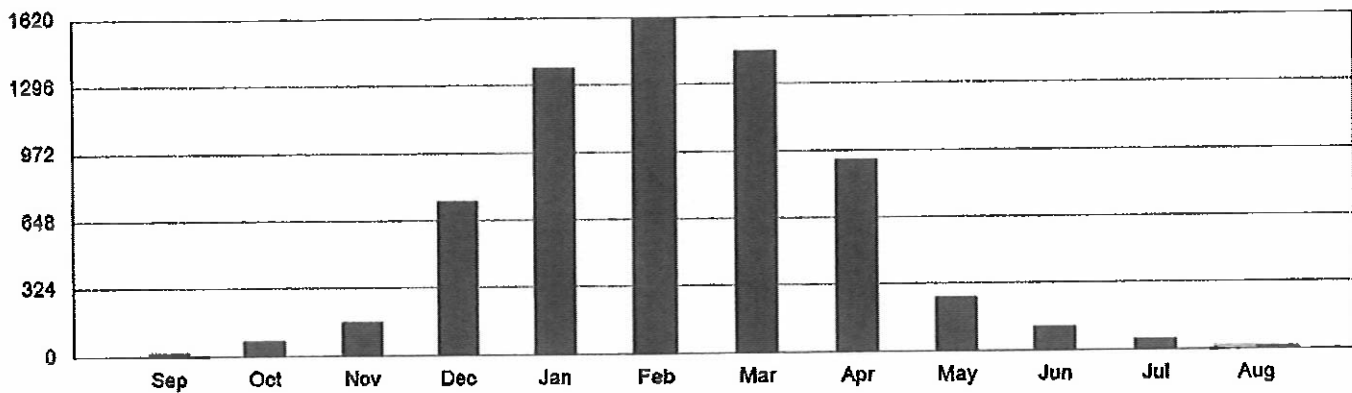
Cost Of Gas

Total Current GS Charges

 5.73 Therms x \$0.3108 **1.77**
\$1.77

	Meter Number	Meter Reading Previous	Meter Reading Present	Meter Constant	Metered Usage	Number of Days	Metered Demand	Rate Code
Commercial	A28710	79201	79214	1.135	14.76 CCF	30		G40

Gas Usage (CCF)

 Previous Year
 Current Year
 

BILL DETAIL

GAS SERVICE



GAS SERVICE

Metered Usage **PERIOD 06/09/23 - 07/12/23**
 48 CCF x 1.03916 = 49.88 THERMS
Delivery Charges
Customer Charge 220.54
Distribution Charge First 49.88 Therms x \$0.3583 17.87
EERA 49.88 Therms x \$0.0107 0.53
ERC 49.88 Therms x \$0.0018 0.09
Total Current GA Charges **\$239.03**



GAS SUPPLIER SERVICE

PERIOD 06/09/23 - 06/30/23
Supply Charges At Cost
Cost Of Gas 31.74 Therms x \$0.3665 11.63
Total Current GS Charges **\$11.63**

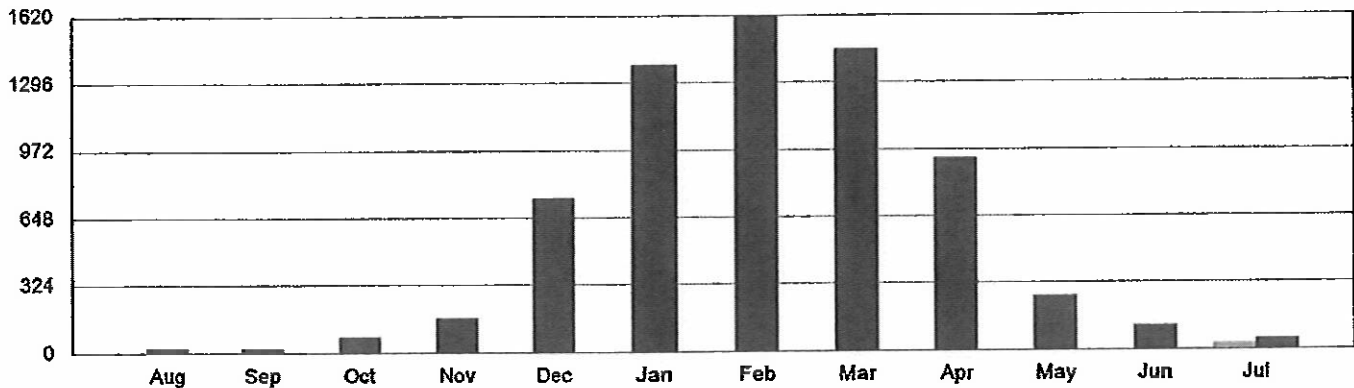
GAS SUPPLIER SERVICE

PERIOD 07/01/23 - 07/12/23
Supply Charges At Cost
Cost Of Gas 18.14 Therms x \$0.2599 4.71
Total Current GS Charges **\$4.71**

	Meter Number	Meter Reading Previous	Meter Reading Present	Meter Constant	Metered Usage	Number of Days	Metered Demand	Rate Code
Commercial	A28710	79159	79201	1.135	47.67 CCF	33		G41

Gas Usage (CCF)

Previous Year Current Year



BILL DETAIL
GAS SERVICE

GAS SERVICE

Metered Usage **PERIOD 04/11/23 - 05/11/23**
 Metered Usage **65 CCF x 1.03864 = 67.51 THERMS**
 Delivery Charges **250 CCF x 1.0398 = 259.95 THERMS**
 Customer Charge **215.65**
 Distribution Charge First **327.46 Therms x \$0.3575 117.08**
 Eera **327.46 Therms x \$0.0097 3.18**
 Erc **327.46 Therms x \$0.0017 0.56**
 Total Current GA Charges **\$336.47**


GAS SUPPLIER SERVICE

Supply Charges At Cost
 Cost Of Gas **67.51 Therms x \$0.7982 53.88**
 Total Current GS Charges **\$53.88**

GAS SUPPLIER SERVICE

Supply Charges At Cost
 Cost Of Gas **123.79 Therms x \$0.7982 98.81**
 Total Current GS Charges **\$98.81**

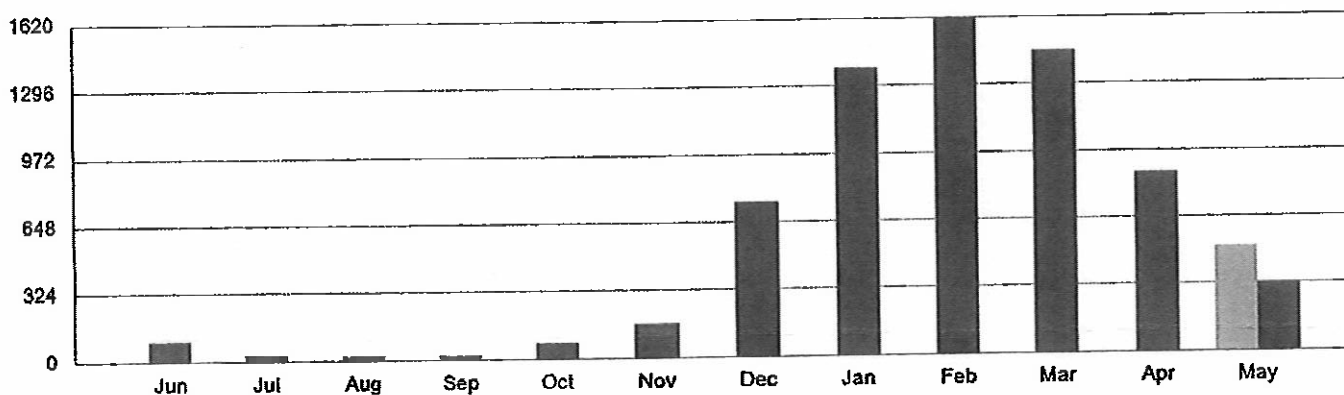
GAS SUPPLIER SERVICE

Supply Charges At Cost
 Cost Of Gas **136.16 Therms x \$0.3665 49.91**
 Total Current GS Charges **\$49.91**

	Meter Number	Meter Reading Previous	Meter Reading Present	Meter Constant	Metered Usage	Number of Days	Metered Demand	Rate Code
Commercial	A28710	78842	79062	1.135	249.70 CCF	21		G41
Commercial	U11967	35065	35122	1.135	64.70 CCF	9		G41

Gas Usage (CCF)

Previous Year Current Year



BILL DETAIL

GAS SERVICE



GAS SERVICE

Metered Usage **829 CCF x 1.04131 = 863.25 THERMS**
 Delivery Charges
 Customer Charge **212.83**
 Distribution Charge First **863.25 Therms x \$0.3570 308.18**
 Eera **863.25 Therms x \$0.0090 7.77**
 Erc **863.25 Therms x \$0.0016 1.38**
Total Current GA Charges \$530.16



GAS SUPPLIER SERVICE

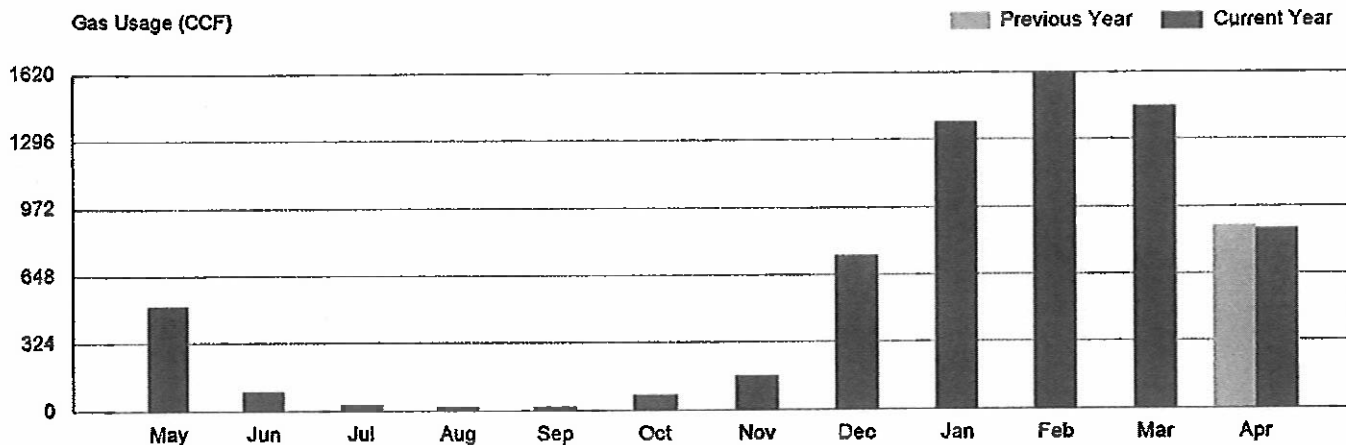
Supply Charges At Cost
 Cost Of Gas **535.81 Therms x \$0.9843 527.38**
Total Current GS Charges \$527.38

GAS SUPPLIER SERVICE

Supply Charges At Cost
 Cost Of Gas **327.44 Therms x \$0.7982 261.36**
Total Current GS Charges \$261.36

	Meter Number	Meter Reading Previous	Meter Reading Present	Meter Constant	Metered Usage	Number of Days	Metered Demand	Rate Code
Commercial	U11967	34335	35065	1.135	828.55 CCF	29		G41

Gas Usage (CCF)



BILL DETAIL

GAS SERVICE



GAS SERVICE

Metered Usage **PERIOD 10/11/23 - 11/08/23**
 239 CCF x 1.03939 = 248.41 THERMS

Delivery Charges

Customer Charge 75.39

Distribution Charge First 70.00 Therms x \$0.4948 34.64

Distribution Charge Next 178.41 Therms x \$0.4237 75.59

EERA 248.41 Therms x \$0.0098 2.45

ERC 248.41 Therms x \$0.0018 0.44

Total Current GA Charges **\$188.51**



GAS SUPPLIER SERVICE

Supply Charges At Cost

Cost Of Gas **PERIOD 10/11/23 - 10/31/23**
 177.44 Therms x \$0.3108 55.15

Total Current GS Charges **\$55.15**

GAS SUPPLIER SERVICE

Supply Charges At Cost **PERIOD 11/01/23 - 11/08/23**

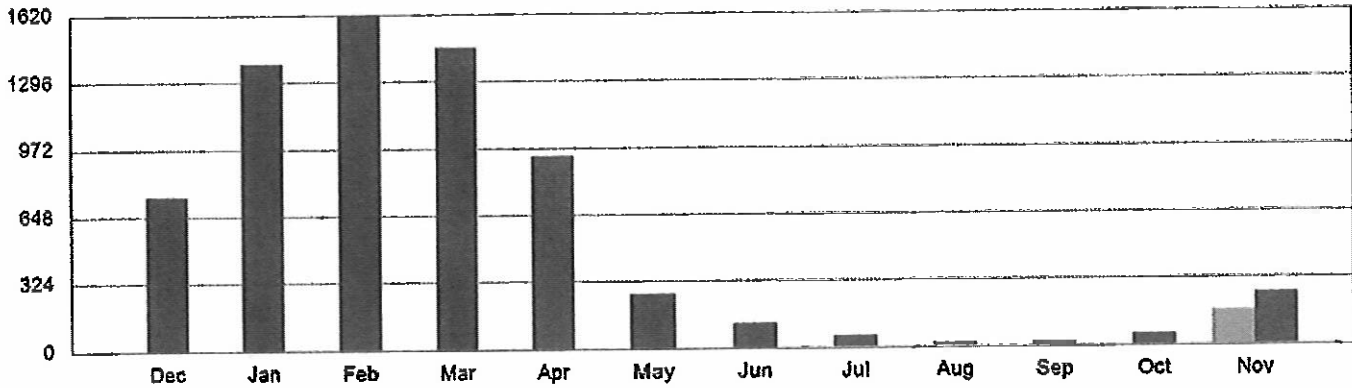
Cost Of Gas 70.98 Therms x \$0.7270 51.60

Total Current GS Charges **\$51.60**

	Meter Number	Meter Reading Previous	Meter Reading Present	Meter Constant	Metered Usage	Number of Days	Metered Demand	Rate Code
Commercial	A28710	79271	79482	1.135	239.49 CCF	28		G40

Gas Usage (CCF)

Previous Year Current Year



2345

BILL DETAIL
GAS SERVICE

GAS SERVICE

Metered Usage

Delivery Charges

Customer Charge

Distribution Charge First

EERA

ERC

Total Current GA Charges

PERIOD 09/11/23 - 10/11/23

48 CCF x 1.03802 = 49.83 THERMS

75.39

21.27

0.54

0.09

\$97.29


GAS SUPPLIER SERVICE

Supply Charges At Cost

Cost Of Gas

Total Current GS Charges

PERIOD 09/11/23 - 10/11/23

49.83 Therms x \$0.3108

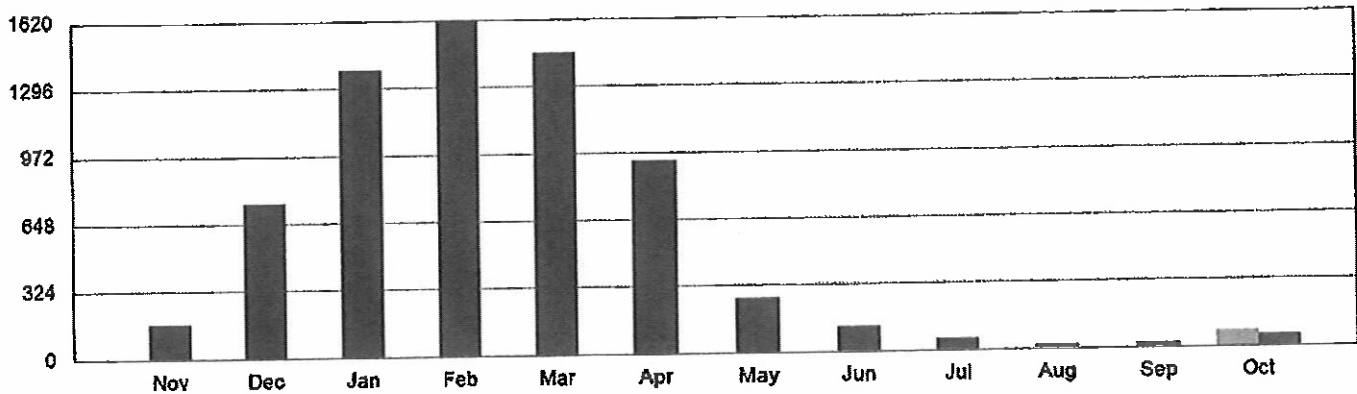
15.47

\$15.47

	Meter Number	Meter Reading		Meter Constant	Metered Usage	Number of Days	Metered Demand	Rate Code
		Previous	Present					
Commercial	A28710	79229	79271	1.135	47.67 CCF	30		G40

Gas Usage (CCF)

Previous Year Current Year



BILL DETAIL

GAS SERVICE



GAS SERVICE

Metered Usage

Delivery Charges

Customer Charge

Distribution Charge First

EERA

ERC

Total Current GA Charges

PERIOD 08/11/23 - 09/11/23
 17 CCF x 1.04195 = 17.71 THERMS

75.39
 17.71 Therms x \$0.3877 6.87
 17.71 Therms x \$0.0107 0.19
 17.71 Therms x \$0.0018 0.03
\$82.48



GAS SUPPLIER SERVICE

Supply Charges At Cost

Cost Of Gas

Total Current GS Charges

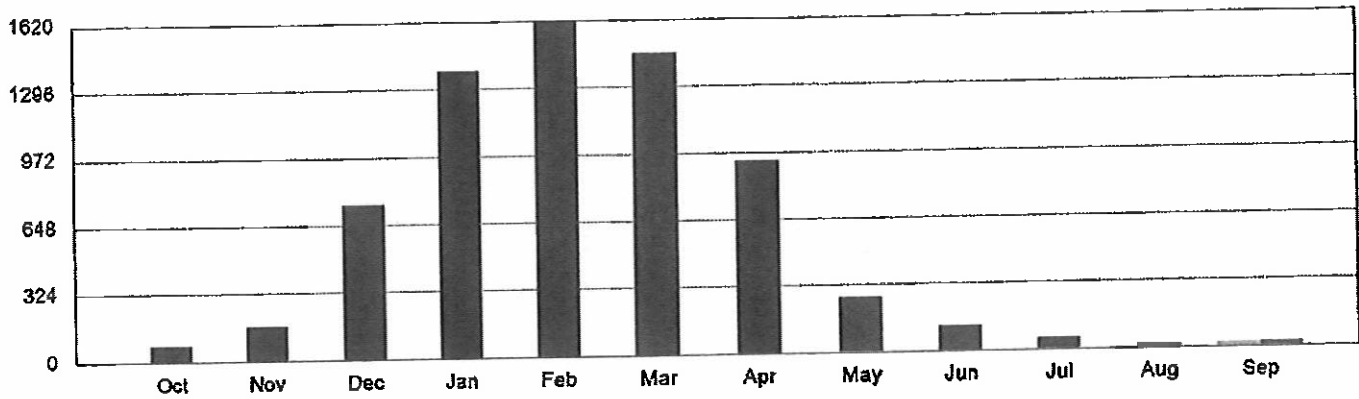
PERIOD 08/11/23 - 09/11/23

17.71 Therms x \$0.3108 5.50
\$5.50

	Meter Number	Meter Reading Previous	Meter Reading Present	Meter Constant	Metered Usage	Number of Days	Metered Demand	Rate Code
Commercial	A28710	79214	79229	1.135	17.03 CCF	31		G40

Gas Usage (CCF)

Previous Year Current Year



GAS SERVICE



GAS SERVICE

Metered Usage

Delivery Charges

Customer Charge

Distribution Charge First

EERA

ERC

Total Current GA Charges

PERIOD 07/12/23 - 08/11/23

15 CCF x 1.04142 = 15.62 THERMS

75.39

6.06

0.17

0.03

\$81.65



GAS SUPPLIER SERVICE

Supply Charges At Cost

Cost Of Gas

Total Current GS Charges

PERIOD 07/12/23 - 07/31/23

9.89 Therms x \$0.2599 2.57

\$2.57

GAS SUPPLIER SERVICE

PERIOD 08/01/23 - 08/11/23

Supply Charges At Cost

Cost Of Gas

Total Current GS Charges

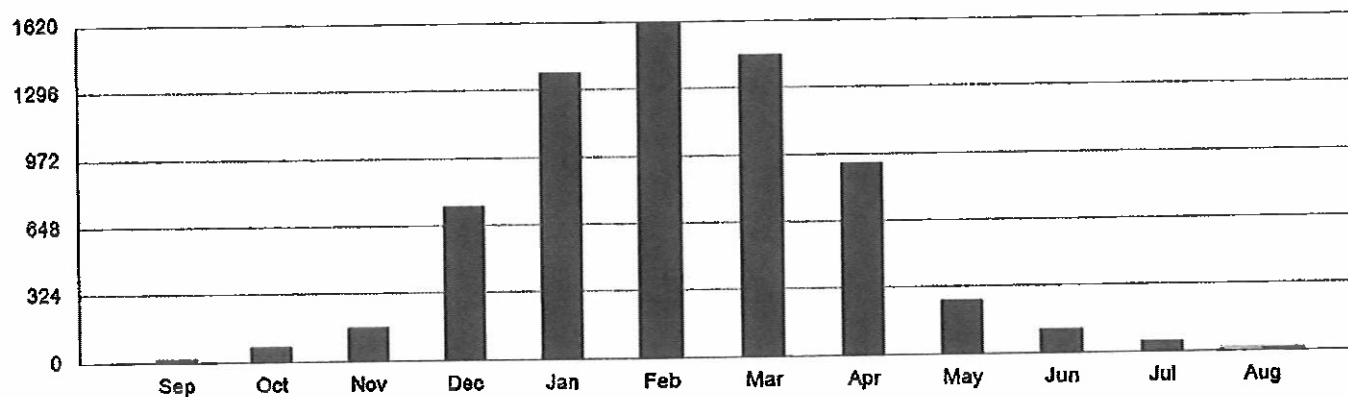
5.73 Therms x \$0.3108 1.77

\$1.77

	Meter Number	Meter Reading Previous	Meter Reading Present	Meter Constant	Metered Usage	Number of Days	Metered Demand	Rate Code
Commercial	A28710	79201	79214	1.135	14.76 CCF	30		G40

Gas Usage (CCF)

Previous Year Current Year



BILL DETAIL
GAS SERVICE

GAS SERVICE

Metered Usage
 Delivery Charges
 Customer Charge
 Distribution Charge First
 EERA
 ERC
 Total Current GA Charges

PERIOD 06/09/23 - 07/12/23
 48 CCF x 1.03916 = 49.88 THERMS

220.54
 17.87
 49.88 Therms x \$0.3583
 49.88 Therms x \$0.0107
 49.88 Therms x \$0.0018
 \$239.03


GAS SUPPLIER SERVICE

Supply Charges At Cost
 Cost Of Gas
 Total Current GS Charges

PERIOD 06/09/23 - 06/30/23
 31.74 Therms x \$0.3665
 \$11.63

GAS SUPPLIER SERVICE

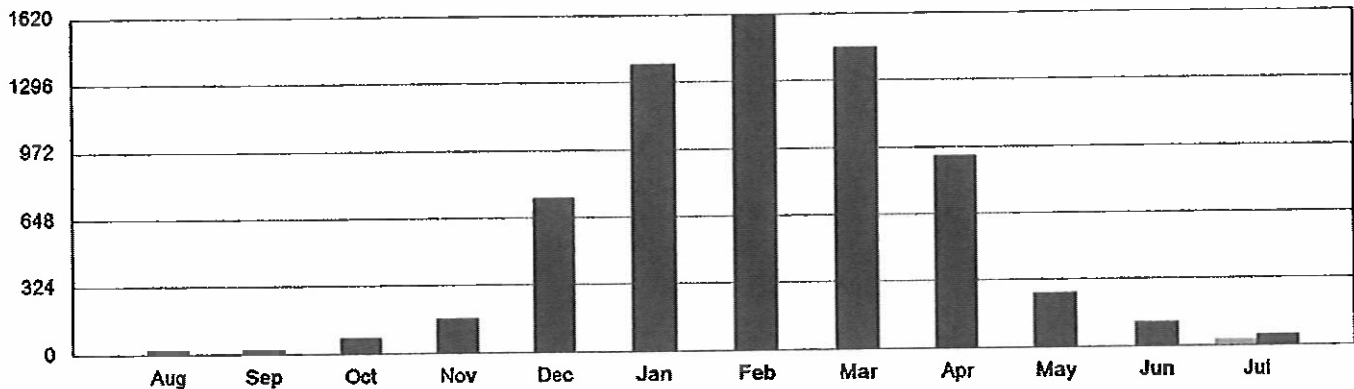
Supply Charges At Cost
 Cost Of Gas
 Total Current GS Charges

PERIOD 07/01/23 - 07/12/23
 18.14 Therms x \$0.2599
 \$4.71

	Meter Number	Meter Reading Previous	Meter Reading Present	Meter Constant	Metered Usage	Number of Days	Metered Demand	Rate Code
Commercial	A28710	79159	79201	1.135	47.67 CCF	33		G41

Gas Usage (CCF)

Previous Year Current Year



GAS SERVICE



GAS SERVICE

PERIOD 04/11/23 - 05/11/23
 Metered Usage 65 CCF x 1.03864 = 67.51 THERMS
 Metered Usage 250 CCF x 1.0398 = 259.95 THERMS
 Delivery Charges 215.65
 Customer Charge 117.08
 Distribution Charge First 327.46 Therms x \$0.3575
 Eera 327.46 Therms x \$0.0097
 Erc 327.46 Therms x \$0.0017
Total Current GA Charges \$336.47



GAS SUPPLIER SERVICE

PERIOD 04/11/23 - 04/20/23
 Supply Charges At Cost
 Cost Of Gas 67.51 Therms x \$0.7982 53.88
Total Current GS Charges \$53.88

GAS SUPPLIER SERVICE

PERIOD 04/21/23 - 04/30/23
 Supply Charges At Cost
 Cost Of Gas 123.79 Therms x \$0.7982 98.81
Total Current GS Charges \$98.81

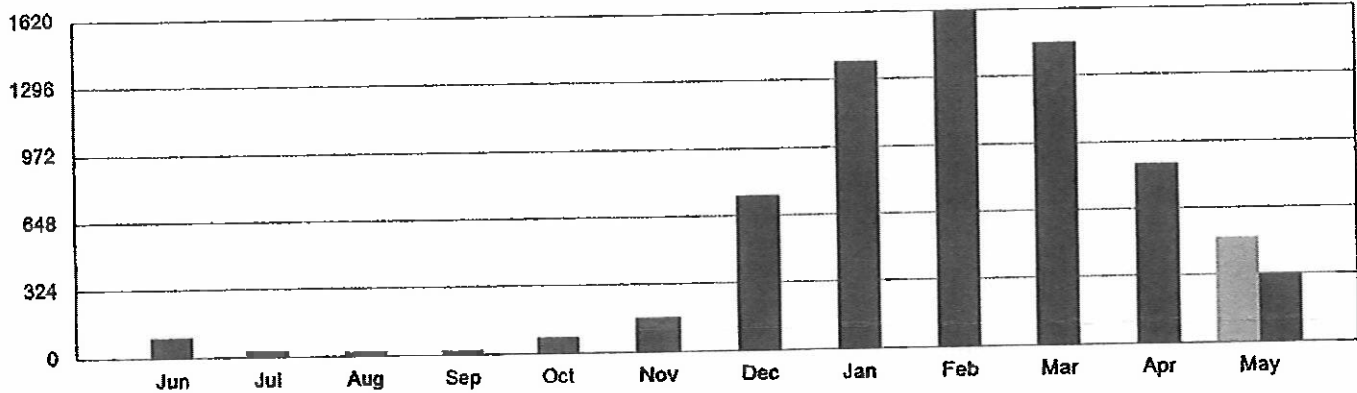
GAS SUPPLIER SERVICE

PERIOD 05/01/23 - 05/11/23
 Supply Charges At Cost
 Cost Of Gas 136.16 Therms x \$0.3665 49.91
Total Current GS Charges \$49.91

	Meter Number	Meter Reading Previous	Meter Reading Present	Meter Constant	Metered Usage	Number of Days	Metered Demand	Rate Code
Commercial	A28710	78842	79062	1.135	249.70 CCF	21		G41
Commercial	U11967	35085	35122	1.135	64.70 CCF	9		G41

Gas Usage (CCF)

Previous Year Current Year



GAS SERVICE

GAS SERVICE

Metered Usage **PERIOD 03/13/23 - 04/11/23**
 829 CCF x 1.04131 = 863.25 THERMS
Delivery Charges
Customer Charge 212.83
Distribution Charge First 863.25 Therms x \$0.3570 308.18
Eera 863.25 Therms x \$0.0090 7.77
Erc 863.25 Therms x \$0.0016 1.38
Total Current GA Charges **\$530.16**


GAS SUPPLIER SERVICE

PERIOD 03/13/23 - 03/31/23
Supply Charges At Cost
Cost Of Gas 535.81 Therms x \$0.9843 527.38
Total Current GS Charges **\$527.38**

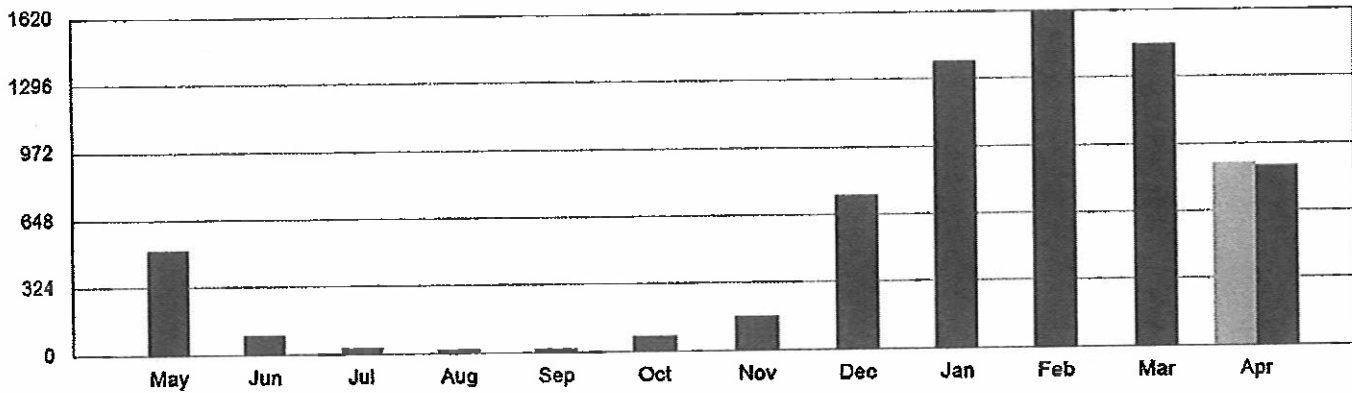
GAS SUPPLIER SERVICE

PERIOD 04/01/23 - 04/11/23
Supply Charges At Cost
Cost Of Gas 327.44 Therms x \$0.7982 261.36
Total Current GS Charges **\$261.36**

	Meter Number	Meter Reading Previous	Meter Reading Present	Meter Constant	Metered Usage	Number of Days	Metered Demand	Rate Code
Commercial	U11967	34335	35065	1.135	828.55 CCF	29		G41

Gas Usage (CCF)

Previous Year Current Year



AMOUNT DUE \$2,282.13

ACCOUNT NUMBER 5041198500 BILL DATE 03/15/23 PLEASE PAY BY 04/10/23 NEXT METER READING DATE 04/11/23

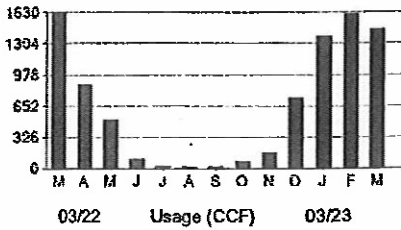
13 POMERLEAU ST, BIDDEFORD

BIDD

Page 1 of 1

ATA GLANCE

AMOUNT OF LAST BILL \$2,593.20 TOTAL CURRENT CHARGES \$2,282.13
PAYMENT - THANK YOU 03/07/23 (\$2,593.20) PLEASE PAY AMOUNT \$2,282.13



METER NUMBER	METER READING PREVIOUS	METER READING PRESENT	METER CONSTANT	METERED USAGE	NUMBER OF DAYS	METERED DEMAND	RATE CODE
U11967	33109	34335	1.135	1391.51 CCF	32		G41
BALANCE FORWARD							\$0.00

GAS SERVICE PERIOD 02/09/23 - 03/13/23
METERED USAGE 1392 CCF x 1.04569 = 1455.60 THERMS
DELIVERY CHARGES
CUSTOMER CHARGE 212.83
DISTRIBUTION CHARGE FIRST 1455.60 Therms x \$0.3570 519.65
EERA 1455.60 Therms x \$0.0090 13.10
ERC 1455.60 Therms x \$0.0016 2.33
Total Current GA Charges \$747.91

GAS SUPPLIER SERVICE PERIOD 02/09/23 - 02/28/23
SUPPLY CHARGES AT COST
COST OF GAS 864.28 Therms x \$1.1017 952.17
Total Current GS Charges \$952.17

GAS SUPPLIER SERVICE PERIOD 03/01/23 - 03/13/23
SUPPLY CHARGES AT COST
COST OF GAS 591.34 Therms x \$0.9843 582.05
Total Current GS Charges \$582.05

MESSAGES

Effective March 1, 2023, the Cost of Gas will decrease from \$1.1017 to \$0.9843 per therm. The decrease is due to lower market prices for natural gas.

Please make sure we have your updated personal info and that it ties to your account. If we do not have it visit unitil.com/sharemynumber or call us.

Uni-Pay allows your payment to be automatically deducted from your bank on your bill's due date. It's a convenient way to pay your bill every month, hassle-free. Call us or visit us online at unitil.com to sign up!

To avoid interest charges of 1% per month, effective 1/01/23 payment must be received by due date. **TOTAL CURRENT BILL \$2,282.13**
TOTAL AMOUNT DUE \$2,282.13

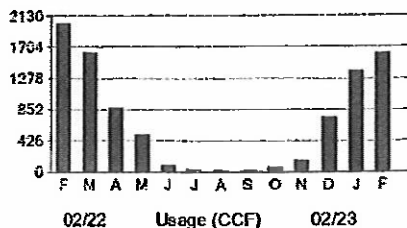
AMOUNT DUE **\$2,593.20**

ACCOUNT NUMBER 5041198500 BILL DATE 02/13/23 PLEASE PAY BY 03/10/23 NEXT METER READING DATE 03/13/23

13 POMERLEAU ST, BIDDEFORD

BIDD

Page 1 of 1



ATA GLANCE

AMOUNT OF LAST BILL \$2,299.31 TOTAL CURRENT CHARGES \$2,593.20
PAYMENT - THANK YOU 01/31/23 (\$2,299.31) PLEASE PAY AMOUNT \$2,593.20

METER NUMBER	METER READING PREVIOUS	METER READING PRESENT	METER CONSTANT	METERED USAGE	NUMBER OF DAYS	METERED DEMAND	RATE CODE
U11967	31746	33109	1.135	1547.01 CCF	30		G41

BALANCE FORWARD

\$0.00



GAS SERVICE
METERED USAGE
DELIVERY CHARGES
CUSTOMER CHARGE
DISTRIBUTION CHARGE FIRST
EERA
ERC
Total Current GA Charges

PERIOD 01/10/23 - 02/09/23
1547 CCF x 1.04724 = 1620.08 THERMS

1620.08 Therms	x	\$0.3570	578.37
1620.08 Therms	x	\$0.0090	14.58
1620.08 Therms	x	\$0.0016	2.59
			\$808.37



GAS SUPPLIER SERVICE
SUPPLY CHARGES AT COST
COST OF GAS
Total Current GS Charges

PERIOD 01/10/23 - 02/09/23

1620.08 Therms	x	\$1.1017	1,784.83
			\$1,784.83

MESSAGES

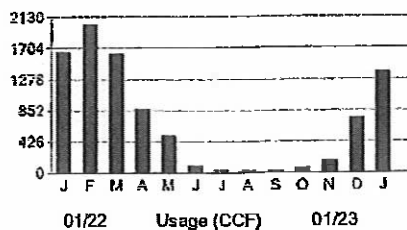
Make sure we have your updated personal information & that it ties to your account. If we don't have it - visit www.unitil.com/sharemynumber or call us.

To avoid interest charges of 1% per month, effective 1/01/23 payment must be received by due date.

TOTAL CURRENT BILL	\$2,593.20
TOTAL AMOUNT DUE	\$2,593.20

AMOUNT DUE \$2,299.31

ACCOUNT NUMBER 5041198500 BILL DATE 01/12/23 PLEASE PAY BY 02/06/23 NEXT METER READING DATE 02/09/23



13 POMERLEAU ST, BIDDEFORD

BIDD

Page 1 of 1

AT A GLANCE

AMOUNT OF LAST BILL \$1,796.83 TOTAL CURRENT CHARGES \$2,299.31
 PAYMENT - THANK YOU 12/28/22 (\$1,796.83) PLEASE PAY AMOUNT \$2,299.31

METER NUMBER	METER READING PREVIOUS	METER READING PRESENT	METER CONSTANT	METERED USAGE	NUMBER OF DAYS	METERED DEMAND	RATE CODE
U11967	30585	31746	1.135	1317.74 CCF	34		G41

BALANCE FORWARD \$0.00

1 GAS SERVICE PERIOD 12/07/22 - 01/10/23
 METERED USAGE 1318 CCF x 1.04669 = 1379.54 THERMS
 DELIVERY CHARGES
 CUSTOMER CHARGE 212.83
 DISTRIBUTION CHARGE FIRST 1379.54 Therms x \$0.3570 492.50
 EERA 1379.54 Therms x \$0.0090 12.42
 ERC 1379.54 Therms x \$0.0016 2.21
Total Current GA Charges \$719.96

2 GAS SUPPLIER SERVICE PERIOD 12/07/22 - 12/31/22
 SUPPLY CHARGES AT COST
 COST OF GAS 973.79 Therms x \$1.1628 1,132.33
Total Current GS Charges \$1,132.33

3 GAS SUPPLIER SERVICE PERIOD 01/01/23 - 01/10/23
 SUPPLY CHARGES AT COST
 COST OF GAS 405.75 Therms x \$1.1017 447.02
Total Current GS Charges \$447.02

MESSAGES

Effective January 1, 2023, the Cost of Gas will decrease from \$1.1628 to \$1.1017 per therm. The decrease is due to lower market prices for natural gas.

To avoid interest charges of 1% per month, effective 1/01/23 payment must be received by due date.

TOTAL CURRENT BILL	\$2,299.31
TOTAL AMOUNT DUE	\$2,299.31