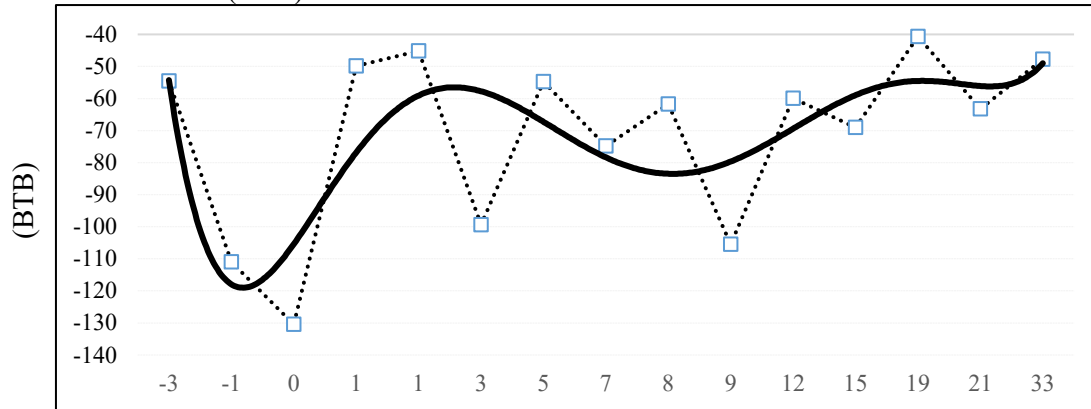


Appendix: 1

Figure A1: The Impacts of Depreciated USD against Mexican Peso on US Bilateral Trade Balance (BTB)

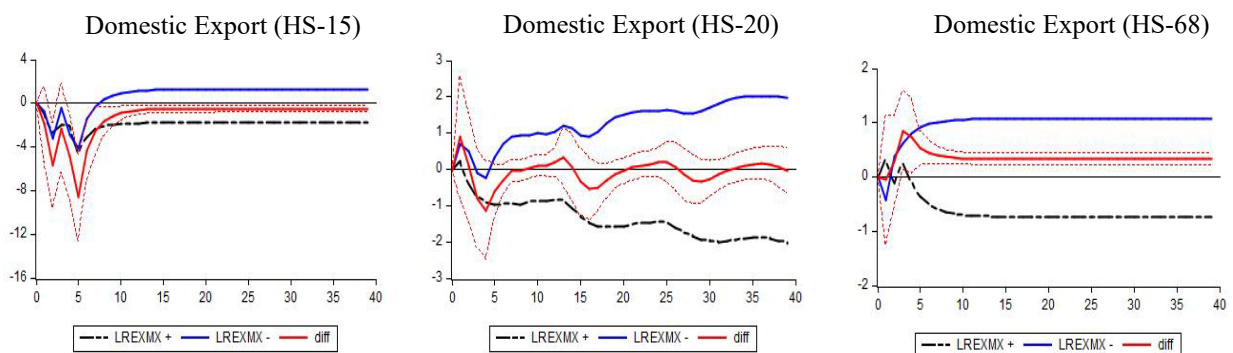


Source: This graph was created by this study's authors based on empirical findings of this study.
 Note: Dashed line shows the pattern of depreciated USD against Mexican peso on US BTB. Straight line shows the trend of this pattern.

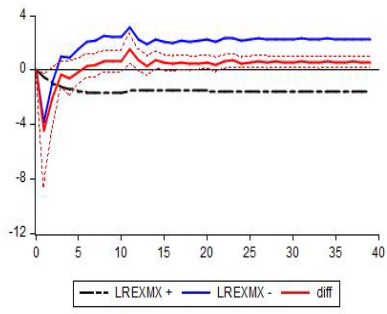
Appendix 2

Figure A2: Impulse-Response Functions

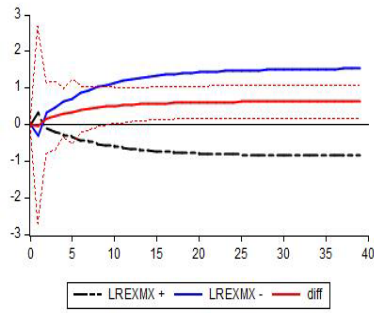
Blue straight line (LREXMX-): Depreciated USD against the Mexican Peso
 Black dashed line (LREXMX+): Appreciated USD against the Mexican Peso
 Straight red line (diff): Asymmetric Effects
 Light black dashed line: Confidence Intervals



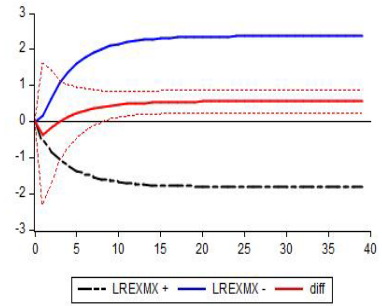
Re-export (HS-20)



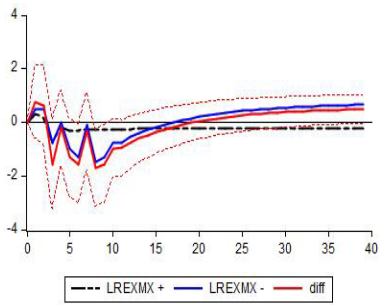
Re-export (HS-70)



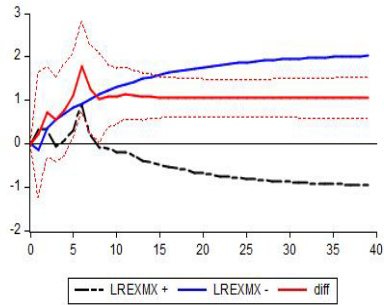
Re-export (HS-87)



Total Export (HS-56)



Total Export (HS-61)



Total Export (HS-68)

